

*Loudonville-Perrysville
Exempted Village School
District*



*Financial Reports for the period
ending April 30, 2015*

*Prepared by Marie Beddow,
Treasurer/CFO*

**Loudonville-Perrysville Exempted Village School District
General Account Reconciliation
April 30, 2015**

Farmers and Savings Bank (.01% Yield)	1,036,189.41
Total Demand Deposits:	1,036,189.41
Outstanding Checks:	62,982.58
Bank Balance minus Outstanding:	973,206.83
<hr/>	
Total Cash Fund Balance:	5,316,872.76

Investments:

STAR Ohio General Account (.06%)	673,560.75
PNC Money Market (.22)	2,147,854.46
National City Bank Payroll Account	500.00
Fifth Third Mutual Fund (.01%)	281,750.72
Fifth Third Securities CD Due 7/17/2015 (.70%)	245,000.00
Fifth Third Securities CD Due 7/20/2015 (.70%)	245,000.00
Fifth Third Securities CD Due 6/22/2015 (.65%)	250,000.00
Fifth Third Securities CD Due 10/17/2017 (1.50%)	250,000.00
Fifth Third Securities CD Due 10/17/2016 (1.00%)	250,000.00
Total Investments:	4,343,665.93




Total Adjustments:		0.00
---------------------------	--	-------------

Subtotal:		973,206.83
------------------	--	-------------------

DIFFERENCE:	0.00
--------------------	-------------

Prepared:		
	Initials	Date
Reviewed:		
	Initials	Date

Loudonville-Perrysville EVSD
Quick Reference Recap
April 30, 2015

REVENUES:	Projections From 5Year Forecast	Projections From Cash Flow	Variance
1.01 General Property (Real Estate)	3,869,846	4,066,887	 197,041
1.02 Tangible Personal Property Tax	709,400	843,906	134,506
1.03 Income Tax	1,668,315	1,713,477	45,162
1.035 Unrestricted Grants-In-Aid	4,919,201	5,161,077	 241,876
1.04 Restricted Grants-In-Aid	186,112	191,451	5,339
1.05 Property Tax Allocation	689,525	653,999	-35,526
1.06 All Other Operating Revenue	772,623	793,983	21,360
1.07 Total Revenue	12,815,022	13,424,780	609,757
OTHER FINANCING SOURCES:			
2.07 Total Other Financing Sources	42,000	57,736	15,736
2.08 Total Revenue and Other Financing Sources	12,857,022	13,482,516	625,493
EXPENDITURES:			
3.01 Personal Services	6,476,418	6,439,443	-36,975
3.02 Employee's Retirement / Insurance Benefits	2,922,329	2,887,717	-34,612
3.03 Purchased Services	2,371,451	2,355,446	-16,005
3.04 Supplies and Materials	560,486	426,914	-133,572
3.05 Capital Outlay	399,659	294,908	 -104,751
4.xx Total Inter-govt, Principal & Interest	111,246	111,246	0
4.3 Other Objects	181,364	172,072	-9,292
4.5 Total Expenditures	13,022,954	12,687,746	-335,208
OTHER FINANCING USES:			
5.04 Total Other Financing Uses	1,000	1,000	0
5.05 Total Expenditure and Other Financing Uses	13,023,954	12,688,746	-335,208
6.01 Excess Rev & Oth Fin Sources over (under) Exp	-166,932	793,770	960,702
7.01 Beginning Cash Balance	2,474,454	2,474,454	0
7.02 Ending Cash Balance	2,307,522	3,268,224	960,702
8.01 Outstanding Encumbrances			

**LOUDONVILLE-PERRYVILLE EXEMPTED VILLAGE SCHOOL DISTRICT
GENERAL FUND TWO-YEAR COMPARISON **
April 30, 2015**

This is the % change as
of 4.30.15 comparing
Actual FY2014 to Actual
FY2015

	FY2014		FY2015			
	ACTUAL ANNUAL	FYTD ACTUAL APRIL	PROJECTED ANNUAL	% Diff. ANNUAL	FYTD ACTUAL APRIL	% Diff. APRIL
REVENUES						
General Property (Real Estate)	3,845,498	3,845,498	3,869,846	0.63%	4,066,887	5.76%
Tangible Personal Property Tax	809,400	809,400	709,400	-12.35%	843,906	4.26%
Income Tax	1,635,604	1,635,604	1,668,315	2.00%	1,713,477	4.76%
Unrestricted Grants-in-Aid	4,678,912	3,951,449	4,919,201	5.14%	4,369,933	10.59%
Restricted Grants-in-Aid **	140,508	121,902	186,112	32.46%	150,806	23.71%
Property Tax Allocation (Homestead/Rollback)	685,923	395,793	689,525	0.53%	373,270	-5.69%
All Other Operating Revenue	678,302	495,519	772,623	13.91%	695,246	40.31%
Total Revenue	12,474,147	11,255,165	12,815,022	2.73%	12,213,525	8.51%
OTHER FINANCING SOURCES						
Operating Transfers-In	12		-	-100.00%	-	0.00%
Advances-In	7,685	7,685	-	-100.00%	-	-100.00%
All Other Financial Sources	50,812	49,497	42,000	-17.34%	57,105	15.37%
Total Other Financing Sources	58,509	57,182	42,000	-28.22%	57,105	-0.13%
Total Revenues and Other Financing Sources	12,532,656	11,312,347	12,857,022	2.59%	12,270,630	8.47%
EXPENDITURES						
Personal Services	6,297,037	5,279,888	6,440,018	2.27%	5,273,263	-0.13%
Employees' Retirement/Insurance Benefits	2,509,813	2,201,255	2,916,687	16.21%	2,407,717	9.38%
Purchased Services	2,681,110	2,147,982	2,375,451	-11.40%	1,841,820	-14.25%
Supplies and Materials	489,074	396,338	537,260	9.85%	319,904	-19.29%
Capital Outlay ₂	121,436	121,187	382,700	215.15%	244,622	101.85%
Other Objects	288,633	261,402	297,146	2.95%	252,470	-3.42%
Total Expenditures	12,387,103	10,408,052	12,949,262	4.54%	10,339,796	-0.66%
OTHER FINANCING USES						
Operational Transfers - Out	-	-	-	-	-	0.00%
Advances - Out	-	-	1,000		-	0.00%
All Other Financing Uses	-	-	-	-	-	0.00%
Total Other Financing Uses	-	-	1,000		-	0.00%
Total Expenditures and Other Financing Uses	12,387,103	10,408,052	12,950,262		10,339,796	-0.66%
Excess Rev. & Other Fin. Sources Over (Under) Exp.	145,553	904,295	(93,240)	-164.06%	1,930,834	113.52%
Beginning Cash Balance	2,328,898	2,328,898	2,474,456	6.25%	2,474,456	6.25%
Ending Cash Balance	\$ 2,474,451	\$ 3,233,193	\$ 2,381,216	-3.77%	\$ 4,405,290	36.25%
Outstanding Encumbrances	168,873	586,267	-	-100.00%	481,969	-17.79%
Ending Unencumbered Cash Balance	\$ 2,305,578	\$ 2,646,926	\$ 2,381,216	3.28%	\$ 3,923,321	48.22%

Date: 05/04/2015
 Time: 10:37 am

LOUDONVILLE-PERRYSVILLE EX VI
 Financial Report by Fund/Fund/SCC

Page: 1
 (FINSUM)

Fund #	Fund Description	FYTD Receipts	MTD Expenditures	FYTD Expenditures	Current Fund Balance	Current Encumbrances	Unencumbered Fund Balance	Bank Code
001 0000	GENERAL							
	2,426,601.57	2,541,559.92	12,020,632.34	914,830.68	10,201,553.75	4,245,680.16	444,899.54	3,800,780.62
001 9992	CAPITAL/MAINTENANCE - SET-ASIDE							
	47,854.24	0.00	250,000.00	5,728.62	138,242.82	159,611.42	37,069.75	122,541.67
	TOTAL FOR Fund 001 - GENERAL:							
	2,474,455.81	2,541,559.92	12,270,632.34	920,559.30	10,339,796.57	4,405,291.58	481,969.29	3,923,322.29
003 0000	PERMANENT IMPROVEMENT							
	32,811.64	118,245.93	195,218.95	2,537.39	24,649.29	203,381.30	16,316.73	187,064.57
	TOTAL FOR Fund 003 - PERMANENT IMPROVEMENT:							
	32,811.64	118,245.93	195,218.95	2,537.39	24,649.29	203,381.30	16,316.73	187,064.57
006 0000	FOOD SERVICES							
	13,727.44	56,926.35	399,401.96	45,603.49	413,493.89	364.49-	77,313.52	77,678.01-
	TOTAL FOR Fund 006 - FOOD SERVICE:							
	13,727.44	56,926.35	399,401.96	45,603.49	413,493.89	364.49-	77,313.52	77,678.01-
007 9001	YOUNG TRUST							
	5,586.65	0.00	0.00	0.00	2,085.00	3,501.65	0.00	3,501.65
007 9002	HUGO H. & MABEL B. YOUNG O/S CITIZEN SCHOLAR.							
	12,000.00	0.00	0.00	0.00	12,000.00	0.00	0.00	0.00
007 9004	MILESTONE BENEFITS - STUDENT SCHOLARSHIP FUND							
	0.00	2,000.00	2,000.00	0.00	0.00	2,000.00	0.00	2,000.00
007 9007	HEATHER DERRENBERGER SCHOLARSHIP-LONG LAKE, IN							
	1,500.00	0.00	0.00	0.00	500.00	1,000.00	500.00	500.00
007 9008	YEAGER SCHOLARSHIP - SPECIAL TRUST							
	0.00	0.00	1,000.00	0.00	0.00	1,000.00	0.00	1,000.00
007 9010	PEPSI SCHOLARSHIP							
	1,814.00	0.00	3,000.00	0.00	1,500.00	3,314.00	2,500.00	814.00
007 9014	FRATERNAL ORDER OF EAGLES SCHOLARSHIP							
	4,500.00	3,000.00	3,000.00	0.00	1,500.00	6,000.00	2,000.00	4,000.00
007 9015	MEDICAL MUTUAL SCHOLARSHIP							
	500.00	0.00	500.00	0.00	0.00	1,000.00	0.00	1,000.00
007 9813	C.E. BUDD TEACHER'S LOUNGE							
	142.32	14.00	290.89	0.00	50.00	383.21	0.00	383.21

*** NOTE!! ONLY ACTIVE ACCOUNTS HAVE BEEN SELECTED, TOTALS MAY EXCLUDE AMOUNTS THAT ARE RELATED TO INACTIVE ACCOUNTS.

Date: 05/04/2015
 Time: 10:37 am

LOUDONVILLE-PERRYSVILLE EX VI
 Financial Report by Fund/Fund/SCC

Page: 2
 (FINSUM)

Fund #	Fund Description	FYTD Receipts	MTD Expenditures	FYTD Expenditures	Current Fund Balance	Current Encumbrances	Unencumbered Fund Balance	Bank Code
007 9814	TEACHERS STUDY LOUNGE-HIGH SCHOOL							
	2,029.67	80.60	357.89	0.00	618.00	1,769.56	1,331.95	437.61
007 9815	PJHS FACULTY LOUNGE FUND							
	228.54	0.00	0.00	0.00	0.00	228.54	0.00	228.54
007 9816	UNCLAIMED FUNDS (STALE-DATED CHECKS)							
	1,982.18	0.00	0.00	0.00	0.00	1,982.18	0.00	1,982.18
	TOTAL FOR Fund 007 - SPECIAL TRUST:							
	30,283.36	5,094.60	10,148.78	0.00	18,253.00	22,179.14	6,331.95	15,847.19
009 0000	UNIFORM SUPPLIES							
	0.00	0.00	815.80	0.00	4,715.04	3,899.24-	0.00	3,899.24-
	TOTAL FOR Fund 009 - UNIFORM SCHOOL SUPPLIES:							
	0.00	0.00	815.80	0.00	4,715.04	3,899.24-	0.00	3,899.24-
014 9021	MOHICAN YOUTH ACADEMY							
	0.00	16,833.52	264,948.86	44,217.99	460,688.12	195,739.26-	152,442.90	348,182.16-
	TOTAL FOR Fund 014 - ROTARY-INTERNAL SERVICES:							
	0.00	16,833.52	264,948.86	44,217.99	460,688.12	195,739.26-	152,442.90	348,182.16-
018 9801	PUBLIC SCHOOL SUPPORT FUND-PERRYSVILLE							
	9,611.56	1,620.00	7,874.53	546.68	5,386.23	12,099.86	8,455.73	3,644.13
018 9802	PUBLIC SCHOOL SUPPORT FUND-MCMULLEN							
	7,770.32	969.48	9,049.03	858.90	1,647.25	15,172.10	1,629.20	13,542.90
018 9803	PUBLIC SCHOOL SUPPORT FUND-BUDD							
	3,044.00	1,206.00	3,484.47	308.45	2,221.79	4,306.68	3,188.24	1,118.44
018 9804	PUBLIC SCHOOL SUPPORT FUND-HIGH SCHOOL							
	5,998.75	1,456.00	13,563.96	7,864.42	10,842.37	8,720.34	9,301.07	580.73-
	TOTAL FOR Fund 018 - PUBLIC SCHOOL SUPPORT:							
	26,424.63	5,251.48	33,971.99	9,578.45	20,097.64	40,298.98	22,574.24	17,724.74
019 9203	FIRST PRESBYTERIAN CHURCH: SCHOOL SUPPLIES							
	478.76	0.00	1,342.50	0.00	564.06	1,257.20	271.85	985.35
019 9207	YOUNG FOUNDATION GRANT: WHITEBOARDS							
	1,524.15	0.00	0.00	0.00	1,524.15	0.00	0.00	0.00
019 9401	HUGO & MABEL YOUNG FOUNDATION: IB SCHOOL FEES							
	0.00	0.00	2,000.00	0.00	2,000.00	0.00	0.00	0.00

*** NOTE!! ONLY ACTIVE ACCOUNTS HAVE BEEN SELECTED, TOTALS MAY EXCLUDE AMOUNTS THAT ARE RELATED TO INACTIVE ACCOUNTS.

Fund #	Fund Description	FYTD Receipts	MTD Expenditures	FYTD Expenditures	Current Fund Balance	Current Encumbrances	Unencumbered Fund Balance	Bank Code	
019 9403	YOUNG FOUNDATION GRANT: MAGIC GLOBE	3,000.00	0.00	3,000.00	0.00	0.00	0.00		
019 9501	ARCHERY GRANT: FRANKFORD	0.00	0.00	3,000.00	0.00	0.00	0.00		
019 9504	ACCF GRANT: GIFTED SLOVER	0.00	0.00	750.00	4.24-	0.00	4.24-		
019 9505	MILTOL & BEULAH YOUNG GRANT: LIBRARY	0.00	0.00	4,500.00	200.00	0.00	0.00		
019 9506	ARCHERY GRANT: FISHER	0.00	0.00	500.00	0.00	500.00	0.00	500.00	
019 9507	CHANBER OF COMMERCE: STUDENT NEEDS	0.00	0.00	150.00	0.00	150.00	0.00	150.00	
019 9508	MOHICAN AREA COMMUNITY FUND: EXTRA CURRICULAR	0.00	0.00	1,500.00	0.00	1,500.00	237.00	1,263.00	
019 9702	L-P ENDOWMENT FUND	0.00	0.00	6,959.00	0.00	6,959.00	0.00	0.00	
019 9714	CHILDREN'S HUNGER ALLIANCE FY08	826.28	0.00	0.00	0.00	826.28	0.00	826.28	
	TOTAL FOR Fund 019 - OTHER GRANT:	5,829.19	0.00	20,701.50	200.00	4,229.24	508.85	3,720.39	
022 9501	OHSAA TOURNAMENT GAME	0.00	0.00	18,326.00	0.00	18,326.00	0.00	0.00	
	TOTAL FOR Fund 022 - DISTRICT AGENCY:	0.00	0.00	18,326.00	0.00	18,326.00	0.00	0.00	
024 0000	EMPLOYEE HEALTH BENEFITS - SELF-INSURANCE	927,110.33	167,964.58	1,682,856.69	124,382.23	1,858,047.82	751,919.20	295.55	751,623.65
	TOTAL FOR Fund 024 - EMPLOYEE BENEFITS SELF INS.:	927,110.33	167,964.58	1,682,856.69	124,382.23	1,858,047.82	751,919.20	295.55	751,623.65
031 0000	UNDERGROUND STORAGE TANK FUND (BUSTR)	11,000.00	0.00	0.00	0.00	11,000.00	0.00	11,000.00	
	TOTAL FOR Fund 031 - UNDERGROUND STORAGE TANK FUND	11,000.00	0.00	0.00	0.00	11,000.00	0.00	11,000.00	

*** NOTE!! ONLY ACTIVE ACCOUNTS HAVE BEEN SELECTED, TOTALS MAY EXCLUDE AMOUNTS THAT ARE RELATED TO INACTIVE ACCOUNTS.

Date: 05/04/2015
 Time: 10:37 am

LOUDONVILLE-PERRYSVILLE EX VI
 Financial Report by Fund/Fund/SCC

Page: 4
 (FINSUM)

Fund #	Fund Description	FYTD Receipts	MTD Expenditures	FYTD Expenditures	Current Fund Balance	Current Encumbrances	Unencumbered Fund Balance	Bank Code
200 921A	FOREIGN LANGUAGE CLUB 423.99	0.00	0.00	0.00	423.99	0.00	423.99	
200 932A	F.C.C.L.A. (F.H.A.) 3,918.21	0.00	0.00	717.50	3,200.71	500.00	2,700.71	
200 933A	F.F.A. 4,061.22	1,256.50	4,090.09	11,732.81	288.31	13,730.55	13,442.24-	
200 943A	DANCE TEAM 56.95	0.00	0.00	1,213.73	54.22	0.00	54.22	
200 961A	STUDENT COUNCIL 170.16	0.00	0.00	0.00	200.16	0.00	200.16	
200 961B	JR. HIGH STUDENT COUNCIL-PERRYSVILLE 545.05	0.00	0.00	708.41	356.04	50.00	306.04	
200 962A	ACADEMIC CHALLENGE 54.68	0.00	0.00	220.68	74.00	62.00	12.00	
200 965A	T.I. (TEEN INSTITUTE) 82.02	0.00	0.00	0.00	82.02	0.00	82.02	
200 966A	COUNCIL FOR EXCEPTIONAL CHILDREN-C.E.C. CLUB 827.38	0.00	180.00	4,158.65	495.80	0.00	495.80	
200 967I	CLASS OF 2014 2,759.35	0.00	0.00	1,707.22	1,052.13	0.00	1,052.13	
200 967J	CLASS OF 2015 1,201.07	210.00	0.00	474.50	2,213.57	2,147.00	66.57	
200 967K	CLASS OF 2016 547.00	0.00	0.00	0.00	803.00	0.00	803.00	
200 967L	CLASS OF 2017 413.00	7.00	0.00	29.00	677.00	0.00	677.00	
200 967M	CLASS OF 2018 0.00	35.00	0.00	29.40	236.60	200.00	36.60	
200 969A	REDBIRD 291.66	0.00	0.00	23.00	268.66	277.00	8.34-	
200 971A	HONOR SOCIETY 385.74	0.00	0.00	1,175.05	584.69	155.00	429.69	

*** NOTE!! ONLY ACTIVE ACCOUNTS HAVE BEEN SELECTED, TOTALS MAY EXCLUDE AMOUNTS THAT ARE RELATED TO INACTIVE ACCOUNTS.

Date: 05/04/2015
 Time: 10:37 am

LOUDONVILLE-PERRYSVILLE EX VI
 Financial Report by Fund/Fund/SCC

Page: 5
 (FINSUM)

Fund #	Fund Description	FYTD Receipts	MTD Expenditures	FYTD Expenditures	Current Fund Balance	Current Encumbrances	Unencumbered Fund Balance	Bank Code
200	973A LEO CLUB							
	1,481.36	0.00	0.00	48.75	249.65	1,231.71	80.00	1,151.71
200	974A SKI CLUB							
	464.50	0.00	0.00	0.00	0.00	464.50	0.00	464.50
200	975A JOB SKILLS GROUP LHS							
	1,021.40	12.83	371.85	0.00	326.28	1,066.97	167.92	899.05
200	976A LHS PROM FUND							
	0.00	1,910.00	2,983.30	1,009.09	1,509.09	1,474.21	378.00	1,096.21
	TOTAL FOR Fund 200 - STUDENT MANAGED ACTIVITY:							
	18,704.74	3,431.33	20,818.52	5,327.93	24,274.97	15,248.29	17,747.47	2,499.18-
300	913A DRAMA CLUB							
	4,081.20	0.00	984.00	0.00	450.30	4,614.90	0.00	4,614.90
300	940A MUSIC DEPARTMENT							
	6,890.28	5,921.98	6,281.98	2,308.33	4,143.47	9,028.79	275.00	8,753.79
300	950A ATHLETIC FUND - HIGH SCHOOL							
	7,431.80	20,801.00	127,014.82	10,502.74	110,356.81	24,089.81	36,670.84	12,581.03-
300	950B ATHLETIC FUND - PERRYSVILLE JUNIOR HIGH							
	9,559.79	2,663.00	14,424.00	1,207.17	10,990.66	12,993.13	1,934.99	11,058.14
300	968A YEARBOOK FUND HIGH SCHOOL							
	751.27	625.00	1,880.00	0.00	5,149.12	2,517.85-	0.00	2,517.85-
	TOTAL FOR Fund 300 - DISTRICT MANAGED ACTIVITY:							
	28,714.34	30,010.98	150,584.80	14,018.24	131,090.36	48,208.78	38,880.83	9,327.95
451	9115 ONENET PUBLIC COMMUNICATIONS SUBSIDY - FY15							
	0.00	0.00	5,400.00	0.00	0.00	5,400.00	0.00	5,400.00
	TOTAL FOR Fund 451 - DATA COMMUNICATION FUND:							
	0.00	0.00	5,400.00	0.00	0.00	5,400.00	0.00	5,400.00
461	9115 HSTW GRANT FY2015							
	0.00	0.00	2,152.95	0.00	1,652.95	500.00	601.60	101.60-
	TOTAL FOR Fund 461 - VOCATIONAL EDUC. ENHANCEMENTS							
	0.00	0.00	2,152.95	0.00	1,652.95	500.00	601.60	101.60-
499	9114 PROJECT LEAD THE WAY FY14							
	4.94	0.00	0.00	0.00	4.94	0.00	0.00	0.00

*** NOTE!! ONLY ACTIVE ACCOUNTS HAVE BEEN SELECTED, TOTALS MAY EXCLUDE AMOUNTS THAT ARE RELATED TO INACTIVE ACCOUNTS.

Fund #	Fund Description	FYTD Receipts	MTD Expenditures	FYTD Expenditures	Current Fund Balance	Current Encumbrances	Unencumbered Fund Balance	Bank Code	
499	9115 PROJECT LEAD THE WAY FY15	7,000.00	0.00	3,581.35	6,978.81	21.19	15.00	6.19	
	TOTAL FOR Fund 499 - MISCELLANEOUS STATE GRANT FUN	7,004.94	0.00	3,581.35	6,983.75	21.19	15.00	6.19	
506	9114 RACE TO THE TOP FY14	5,378.48	0.00	5,938.51	0.00	11,316.99	0.00	0.00	
506	9115 RACE TO THE TOP FY15	0.00	0.00	2,561.49	0.00	2,561.49	0.00	2,561.49	
506	9214 ENTRY YEAR TEACHERS (RTTT) FY14	350.00	0.00	0.00	350.00	0.00	0.00	0.00	
	TOTAL FOR Fund 506 - RACE TO THE TOP:	5,728.48	0.00	8,500.00	0.00	11,666.99	2,561.49	0.00	2,561.49
516	9114 IDEA-B SPECIAL EDUCATION FY2014	4,293.80	0.00	28,361.59	0.00	32,655.39	0.00	0.00	
516	9115 IDEA-B SPECIAL EDUCATION FY2015	0.00	18,000.00	167,735.43	18,337.98	165,829.16	1,906.27	536.75	1,369.52
	TOTAL FOR Fund 516 - IDEA PART B GRANTS:	4,293.80	18,000.00	196,097.02	18,337.98	198,484.55	1,906.27	536.75	1,369.52
536	9114 TITLE I SCHOOL IMPROVEMENT GRANT FY14	5,396.91	0.00	1,172.57	0.00	6,569.48	0.00	0.00	
536	9115 TITLE I SCHOOL IMPROVEMENT GRANT FY15	0.00	0.00	39,309.26	2,593.36	41,824.11	2,514.85-	1,288.08	3,802.93-
	TOTAL FOR Fund 536 - TITLE I SCHOOL IMPROVEMENT A:	5,396.91	0.00	40,481.83	2,593.36	48,393.59	2,514.85-	1,288.08	3,802.93-
572	9114 TITLE I: FY14	3.19	0.00	49,017.28	0.00	49,020.47	0.00	0.00	
572	9115 TITLE I: FY15	0.00	35,000.00	302,136.40	36,512.99	299,371.71	2,764.69	4,116.29	1,351.60-
572	9215 TITLE I - D MYA	0.00	5,000.00	42,730.52	4,084.31	40,549.03	2,181.49	17,504.71	15,323.22-
	TOTAL FOR Fund 572 - TITLE I DISADVANTAGED CHILDR	3.19	40,000.00	393,884.20	40,597.30	388,941.21	4,946.18	21,621.00	16,674.82-

*** NOTE!! ONLY ACTIVE ACCOUNTS HAVE BEEN SELECTED, TOTALS MAY EXCLUDE AMOUNTS THAT ARE RELATED TO INACTIVE ACCOUNTS.

Date: 05/04/2015
 Time: 10:37 am

LOUDONVILLE-PERRYSVILLE EX VI
 Financial Report by Fund/Fund/SCC

Page: 7
 (FINSUM)

Fund #	Fund Description	FYTD Receipts	MTD Expenditures	FYTD Expenditures	Current Fund Balance	Current Encumbrances	Unencumbered Fund Balance	Bank Code
590 9114	TITLE II-A: IMPROVING TEACH. QUALITY - FY14							
	1,649.23	0.00	5,290.78	0.00	6,940.01	0.00	0.00	
590 9115	TITLE II-A: IMPROVING TEACH. QUALITY - FY15							
	0.00	3,200.00	30,504.74	2,989.75	29,149.66	1,355.08	676.28	678.80
	TOTAL FOR Fund 590 - IMPROVING TEACHER QUALITY:							
	1,649.23	3,200.00	35,795.52	2,989.75	36,089.67	1,355.08	676.28	678.80
599 9114	TITLE VI-B RURAL & LOW INCOME FY14							
	1,741.44	0.00	758.56	0.00	2,500.00	0.00	0.00	0.00
599 9115	TITLE VI-B RURAL & LOW INCOME FY15							
	0.00	500.00	6,941.44	277.95	5,997.56	943.88	4,440.05	3,496.17-
	TOTAL FOR Fund 599 - MISCELLANEOUS FED. GRANT FUND							
	1,741.44	500.00	7,700.00	277.95	8,497.56	943.88	4,440.05	3,496.17-
	GRAND TOTALS:							
	3,594,879.47	3,007,018.69	15,758,437.71	1,234,802.71	14,036,444.42	5,316,872.76	843,560.09	4,473,312.67

*** NOTE!! ONLY ACTIVE ACCOUNTS HAVE BEEN SELECTED, TOTALS MAY EXCLUDE AMOUNTS THAT ARE RELATED TO INACTIVE ACCOUNTS.

Date: 05/04/15
 Time: 10:38 am

LOUDONVILLE-PERRYSVILLE EX VI
 Revenue Account Summary
 SORTED BY FUND-SCC

Page: 1
 (REVSUM)

Account Number FND RCPT SCC SUBJ OU	Description	FYTD Receivable	FYTD Actual Receipts	MTD Actual Receipts	YTD Actual Receipts	FYTD Balance Receivable	FYTD Percent Received
001 1111 0000 000000 000	REAL ESTATE TAX - ASHLAND COUNTY 2,893,546.00	2,893,546.00	2,942,723.71	1,062,992.59	1,812,992.59	49,177.71-	101.70
001 1122 0000 000000 000	PERSONAL PROPERTY TAX - ASHLAND CO. 585,500.00	585,500.00	712,252.14	474,112.83	474,112.83	126,752.14-	121.65
001 1130 0000 000000 000	SCHOOL DISTRICT INCOME TAX 1,668,315.00	1,668,315.00	1,713,477.75	425,204.77	762,593.06	45,162.75-	102.71
001 1190 0000 000000 000	MOBILE HOME TAX - ASHLAND 15,650.00	15,650.00	14,684.45	0.00	10,755.89	965.55	93.83
001 1221 0000 000000 000	TUITION - RECEIVED FROM OTHER DISTRICTS 23,000.00	23,000.00	6,629.90	0.00	0.00	16,370.10	28.83
001 1221 0000 000000 021	TUITION - RECEIVED FROM OTHER DISTRICTS: TSYA 82,823.00	82,823.00	82,824.00	0.00	0.00	1.00-	100.00
001 1223 0000 000000 000	SPECIAL EDUCATION TUITION, EXCESS COSTS 16,000.00	16,000.00	72,520.73	16,194.88	71,844.21	56,520.73-	453.25
001 1223 0000 000000 021	SPECIAL ED TUITION, EXCESS COSTS: TSYA 150,000.00	150,000.00	120,116.16	0.00	0.00	29,883.84	80.08
001 1227 0000 000000 000	OPEN ENROLLMENT - RECEIVED FROM OTHER DIST. 390,000.00	390,000.00	333,287.34	34,590.24	142,936.56	56,712.66	85.46
001 1390 0000 000000 000	TRANSPORTATION FEES 2,500.00	2,500.00	2,304.72	0.00	0.00	195.28	92.19
001 1410 0000 000000 000	INTEREST 10,000.00	10,000.00	7,645.11	403.59	3,536.98	2,354.89	76.45
001 1810 0000 000000 000	BUILDING & EQUIPMENTAL RENTAL 1,000.00	1,000.00	90.00	0.00	30.00	910.00	9.00
001 1933 0000 000000 000	SALE OF PROPERTY 2,000.00	2,000.00	739.06	0.00	22.14	1,260.94	36.95
001 3110 0000 000000 000	SCHOOL FOUNDATION PROGRAM 3,182,454.00	3,182,454.00	2,634,718.21	223,103.21	1,001,362.73	547,735.79	82.79
001 3110 0000 000000 201	SCH. FOUND-SPECIAL ED WEIGHTED AID 502,779.00	502,779.00	605,413.91	59,537.47	318,836.34	102,634.91-	120.41
001 3110 0000 000000 202	SCH.FOUNDATION - K-3 LITERACY 65,203.00	65,203.00	49,973.78	4,164.50	19,185.99	15,229.22	76.64

*** NOTE!! ONLY ACTIVE ACCOUNTS HAVE BEEN SELECTED, TOTALS MAY EXCLUDE AMOUNTS THAT ARE RELATED TO INACTIVE ACCOUNTS. ***

LOUDONVILLE-PERRYSVILLE EX VI
 Revenue Account Summary
 SORTED BY FUND-SCC

Account Number FND RCPT SCC SUBJ OU	Description	FYTD Receivable	FYTD Actual Receipts	MTD Actual Receipts	YTD Actual Receipts	FYTD Balance Receivable	FYTD Percent Received
001 3110 0000 000000 204	PUPIL TRANSPORTATION	333,975.00	268,665.93	21,254.20	101,939.60	65,309.07	80.44
001 3110 0000 000000 205	SCHOOL FOUNDATION - LEP	1,813.00	2,380.05	234.98	1,478.20	567.05-	131.28
001 3110 0000 000000 206	SCH.FOUNDATION - TARGETED ASSISTANCE	590,320.00	561,002.02	63,282.72	244,319.58	29,317.98	95.03
001 3110 0000 000000 207	SPECIAL ED. TRANSPORTATION-SCHOOL FOUNDATION	20,980.00	15,607.27	1,212.26	5,117.09	5,372.73	74.39
001 3110 0000 000000 209	SCH.FOUNDATION - GIFTED SUPPLEMENT	61,677.00	50,586.47	4,279.47	19,407.73	11,090.53	82.02
001 3110 0000 000000 211	SCHOOL FOUNDATION - PRESCHOOL	100,000.00	119,315.69	11,929.79	47,721.78	19,315.69-	119.32
001 3131 0000 000000 000	10% AND 2.5% ROLLBACK	429,377.00	223,609.17	0.00	10,006.90	205,767.83	52.08
001 3132 0000 000000 000	HOMESTEAD EXEMPTION	172,150.00	90,994.73	0.00	3,337.92	81,155.27	52.86
001 3135 0000 000000 000	TPP TAX REPLACEMENT FUNDS	87,998.00	58,665.30	0.00	0.00	29,332.70	66.67
001 3190 0000 000000 000	CASINO REVENUE	60,000.00	62,269.48	0.00	31,166.31	2,269.48-	103.78
001 3211 0000 000000 000	SCH. FOUNDATION - ECONOMICALLY DISADVANTAGED	124,151.00	104,978.36	9,840.04	42,867.45	19,172.64	84.56
001 3219 0000 000000 000	SCHOOL FOUNDATION CAREER TECH & CATASTROPHIC	61,961.00	45,829.53	2,426.29	9,708.01	16,131.47	73.97
001 4220 0000 000000 000	RESTRICTED-GRANT-FEDERAL THRU STATE-CAFS-MED	26,000.00	17,104.54	0.00	0.00	8,895.46	65.79
001 5300 0000 000000 000	REFUND-PRIOR YEAR EXP.	40,000.00	56,369.10	17,574.32	23,350.27	16,369.10-	140.92
001 1740 0001 000000 000	CLASSROOM FEES - MC MULLEN ELEMENTARY	6,700.00	1,440.00	0.00	90.00	5,260.00	21.49
001 1890 0001 000000 000	OTHER LOCAL SOURCES - MISC.	22,000.00	10,720.41	760.50	3,563.66	11,279.59	48.73

*** NOTE!! ONLY ACTIVE ACCOUNTS HAVE BEEN SELECTED, TOTALS MAY EXCLUDE AMOUNTS THAT ARE RELATED TO INACTIVE ACCOUNTS. ***

Date: 05/04/15
 Time: 10:38 am

LOUDONVILLE-PERRYSVILLE EX VI
 Revenue Account Summary
 SORTED BY FUND-SCC

Page: 3
 (REVSUM)

Account Number FND RCPT SCC SUBJ OU	Description	FYTD Receivable	FYTD Actual Receipts	MTD Actual Receipts	YTD Actual Receipts	FYTD Balance Receivable	FYTD Percent Received
001 1890 0001 000000 021	OTHER LOCAL SOURCES - MYA RESIDENT DISTRICTS 0.00	0.00	7,279.14	462.48	6,730.56	7,279.14-	0.00
001 1111 0002 000000 000	REAL ESTATE TAXES - HOLMES 573,800.00	573,800.00	584,805.22	0.00	318,257.79	11,005.22-	101.92
001 1122 0002 000000 000	PERSONAL PROPERTY TAX - HOLMES 54,800.00	54,800.00	59,317.43	0.00	31,121.53	4,517.43-	108.24
001 1190 0002 000000 000	MOBILE HOME TAX - HOLMES 3,500.00	3,500.00	3,459.49	0.00	1,643.69	40.51	98.84
001 1740 0002 000000 000	CLASSROOM FEES - BUDD ELEMENTARY 3,900.00	3,900.00	2,850.00	300.00	840.00	1,050.00	73.08
001 1111 0003 000000 000	REAL ESTATE TAXES - KNOX 147,500.00	147,500.00	150,837.85	0.00	89,493.87	3,337.85-	102.26
001 1122 0003 000000 000	PERSONAL PROPERTY TAX - KNOX 26,600.00	26,600.00	27,665.65	0.00	14,110.15	1,065.65-	104.01
001 1190 0003 000000 000	MOBILE HOME TAX - KNOX 900.00	900.00	2,564.39	0.00	2,274.82	1,664.39-	284.93
001 1740 0003 000000 000	CLASSROOM FEES - PERRYSVILLE JR. HIGH 9,350.00	9,350.00	2,469.00	285.00	943.00	6,881.00	26.41
001 1111 0004 000000 000	REAL ESTATE TAXES - RICHLAND 135,000.00	135,000.00	138,519.84	83,347.02	83,347.02	3,519.84-	102.61
001 1122 0004 000000 000	PERSONAL PROPERTY TAX - RICHLAND 42,500.00	42,500.00	44,669.46	23,251.77	23,251.77	2,169.46-	105.10
001 1740 0004 000000 000	CLASSROOM FEES - HIGH SCHOOL 9,300.00	9,300.00	7,255.85	815.00	4,467.35	2,044.15	78.02
*****TOTAL FOR FUND-SCC 001 0000 (GENERAL):							
Ex Tr/Ad		12,737,022.00	12,020,632.34	2,541,559.92	5,738,765.37	716,389.66	94.38
In Tr/Ad		12,737,022.00	12,020,632.34	2,541,559.92	5,738,765.37	716,389.66	94.38
=====							
001 1111 9992 000000 000	REAL ESTATE TAX - ASHLAND 120,000.00	120,000.00	250,000.00	0.00	0.00	130,000.00-	208.33

*** NOTE!! ONLY ACTIVE ACCOUNTS HAVE BEEN SELECTED, TOTALS MAY EXCLUDE AMOUNTS THAT ARE RELATED TO INACTIVE ACCOUNTS. ***

Account Number FND RCPT SCC SUBJ OU	Description	FYTD Receivable	FYTD Actual Receipts	MTD Actual Receipts	YTD Actual Receipts	FYTD Balance Receivable	FYTD Percent Received
*****TOTAL FOR FUND-SCC 001 9992 (CAPITAL/MAINTENANCE - SET-ASIDE):							
Ex Tr/Ad		120,000.00	250,000.00	0.00	0.00	130,000.00-	208.33
In Tr/Ad		120,000.00	250,000.00	0.00	0.00	130,000.00-	208.33
=====							
003 1111 0000 000000 000	PERMANENT IMPROVEMENT - R.E.	92,173.00	124,436.76	102,943.51	124,436.76	32,263.76-	135.00
003 1122 0000 000000 000	PERMANENT IMPROVEMENT - PERSONAL PROPERTY	24,000.00	17,073.41	15,302.42	17,073.41	6,926.59	71.14
003 1190 0000 000000 000	PERMANENT IMPROVEMENT - MOBILE HOME TAX	500.00	646.08	0.00	646.08	146.08-	129.22
003 1933 0000 000000 000	SALE OF PROPERTY	48,741.27	48,742.27	0.00	1.00	1.00-	100.00
003 3132 0000 000000 000	HOMESTEAD EXEMPTION	0.00	156.93	0.00	156.93	156.93-	0.00
003 3135 0000 000000 000	TPP FIXED RATE PAYMENT PI FUND	8,327.00	4,163.50	0.00	0.00	4,163.50	50.00
*****TOTAL FOR FUND-SCC 003 0000 (PERMANENT IMPROVEMENT):							
Ex Tr/Ad		173,741.27	195,218.95	118,245.93	142,314.18	21,477.68-	112.36
In Tr/Ad		173,741.27	195,218.95	118,245.93	142,314.18	21,477.68-	112.36
=====							
006 1511 0000 000000 000	STUDENT - SALE OF BREAKFAST	8,110.00	8,315.35	1,184.30	4,414.10	205.35-	102.53
006 1512 0000 000000 000	STUDENTS - SALE OF TYPE A LUNCHES	147,000.00	130,962.20	15,780.85	62,386.81	16,037.80	89.09
006 1513 0000 000000 000	STUDENTS - SALE OF ALA-CARTE	62,300.00	40,014.48	5,020.20	18,662.66	22,285.52	64.23
006 1514 0000 000000 000	STUDENTS - SALE OF MILK	1,500.00	1,440.95	187.00	691.95	59.05	96.06
006 1523 0000 000000 000	ADULT - SALE OF ALA CARTE	8,330.00	7,790.75	943.45	3,510.85	539.25	93.53
006 1890 0000 000000 000	MISCELLANEOUS - LUNCHES -HEAD START-KNO-HO-CO	1,500.00	251.00	0.00	42.00	1,249.00	16.73

*** NOTE!! ONLY ACTIVE ACCOUNTS HAVE BEEN SELECTED, TOTALS MAY EXCLUDE AMOUNTS THAT ARE RELATED TO INACTIVE ACCOUNTS. ***

Date: 05/04/15
 Time: 10:38 am

LOUDONVILLE-PERRYSVILLE EX VI
 Revenue Account Summary
 SORTED BY FUND-SCC

Page: 5
 (REVSUM)

Account Number FND RCPT SCC SUBJ OU	Description	FYTD Receivable	FYTD Actual Receipts	MTD Actual Receipts	YTD Actual Receipts	FYTD Balance Receivable	FYTD Percent Received
006 3213 0000 000000 000	STATE RECEIPTS	6,000.00	5,454.79	1,006.10	4,024.07	545.21	90.91
006 4120 0000 000000 000	FEDERAL LUNCH REIMBURSEMENT	249,437.00	161,406.94	26,637.38	81,458.62	88,030.06	64.71
006 4139 0000 000000 000	FEDERAL BREAKFAST REIMBURSEMENT	45,000.00	30,618.28	5,677.12	16,437.78	14,381.72	68.04
006 5300 0000 000000 000	FOOD SERVICE REFND OF PRIOR YEAR EXPENDITUR	1,000.00	13,147.22	489.95	489.95	12,147.22-	0.00
*****TOTAL FOR FUND-SCC 006 0000 (FOOD SERVICES):							
Ex Tr/Ad		530,177.00	399,401.96	56,926.35	192,118.79	130,775.04	75.33
In Tr/Ad		530,177.00	399,401.96	56,926.35	192,118.79	130,775.04	75.33
=====							
007 1890 9001 000000 001	YOUNG TRUST-ARTISTIC/CULTURAL PROG.- WARBEL	3,000.00	0.00	0.00	0.00	3,000.00	0.00
*****TOTAL FOR FUND-SCC 007 9001 (YOUNG TRUST):							
Ex Tr/Ad		3,000.00	0.00	0.00	0.00	3,000.00	0.00
In Tr/Ad		3,000.00	0.00	0.00	0.00	3,000.00	0.00
=====							
007 1890 9002 000000 000	HUGO H. &MABLE B.YOUNG O/S CITIZEN SCHOLARSH	12,000.00	0.00	0.00	0.00	12,000.00	0.00
*****TOTAL FOR FUND-SCC 007 9002 (HUGO H. & MABEL B. YOUNG O/S CITIZEN SCHOLAR.):							
Ex Tr/Ad		12,000.00	0.00	0.00	0.00	12,000.00	0.00
In Tr/Ad		12,000.00	0.00	0.00	0.00	12,000.00	0.00
=====							
007 1890 9004 000000 000	MILESTONE BENEFITS-STUDENT SCHOLARSHIP FUND	2,000.00	2,000.00	2,000.00	2,000.00	0.00	100.00
*****TOTAL FOR FUND-SCC 007 9004 (MILESTONE BENEFITS - STUDENT SCHOLARSHIP FUND):							
Ex Tr/Ad		2,000.00	2,000.00	2,000.00	2,000.00	0.00	100.00
In Tr/Ad		2,000.00	2,000.00	2,000.00	2,000.00	0.00	100.00
=====							
007 1890 9007 000000 000	HEATHER DERRENBERGER SCHOLARSHIP - LONG LAKE	500.00	0.00	0.00	0.00	500.00	0.00

*** NOTE!! ONLY ACTIVE ACCOUNTS HAVE BEEN SELECTED, TOTALS MAY EXCLUDE AMOUNTS THAT ARE RELATED TO INACTIVE ACCOUNTS. ***

LOUDONVILLE-PERRYSVILLE EX VI
 Revenue Account Summary
 SORTED BY FUND-SCC

Account Number FND RCPT SCC SUBJ OU	Description	FYTD Receivable	FYTD Actual Receipts	MTD Actual Receipts	YTD Actual Receipts	FYTD Balance Receivable	FYTD Percent Received
*****TOTAL FOR FUND-SCC 007 9007 (HEATHER DERRENBERGER SCHOLARSHIP-LONG LAKE,IN):							
Ex Tr/Ad		500.00	0.00	0.00	0.00	500.00	0.00
In Tr/Ad		500.00	0.00	0.00	0.00	500.00	0.00
=====							
007 1890 9008 000000 000	YEAGER SCHOLARSHIP - SPECIAL TRUST	1,000.00	1,000.00	0.00	1,000.00	0.00	100.00
*****TOTAL FOR FUND-SCC 007 9008 (YEAGER SCHOLARSHIP - SPECIAL TRUST):							
Ex Tr/Ad		1,000.00	1,000.00	0.00	1,000.00	0.00	100.00
In Tr/Ad		1,000.00	1,000.00	0.00	1,000.00	0.00	100.00
=====							
007 1890 9010 000000 004	PEPSI SCHOLARSHIP PROCEEDS	3,000.00	3,000.00	0.00	0.00	0.00	100.00
*****TOTAL FOR FUND-SCC 007 9010 (PEPSI SCHOLARSHIP):							
Ex Tr/Ad		3,000.00	3,000.00	0.00	0.00	0.00	100.00
In Tr/Ad		3,000.00	3,000.00	0.00	0.00	0.00	100.00
=====							
007 1890 9014 000000 004	FRATERNAL ORDER OF EAGLES SCHOLARSHIP	3,000.00	3,000.00	3,000.00	3,000.00	0.00	100.00
*****TOTAL FOR FUND-SCC 007 9014 (FRATERNAL ORDER OF EAGLES SCHOLARSHIP):							
Ex Tr/Ad		3,000.00	3,000.00	3,000.00	3,000.00	0.00	100.00
In Tr/Ad		3,000.00	3,000.00	3,000.00	3,000.00	0.00	100.00
=====							
007 1890 9015 000000 004	MEDICAL MUTUAL SCHOLARSHIP PROCEEDS	500.00	500.00	0.00	500.00	0.00	100.00
*****TOTAL FOR FUND-SCC 007 9015 (MEDICAL MUTUAL SCHOLARSHIP):							
Ex Tr/Ad		500.00	500.00	0.00	500.00	0.00	100.00
In Tr/Ad		500.00	500.00	0.00	500.00	0.00	100.00
=====							
007 1890 9813 000000 002	TEACHERS STUDY LOUNGE-BUDD	300.00	290.89	14.00	27.42	9.11	96.96

Date: 05/04/15
 Time: 10:38 am

LOUDONVILLE-PERRYSVILLE EX VI
 Revenue Account Summary
 SORTED BY FUND-SCC

Page: 7
 (REVSUM)

Account Number FND RCPT SCC SUBJ OU	Description	FYTD Receivable	FYTD Actual Receipts	MTD Actual Receipts	YTD Actual Receipts	FYTD Balance Receivable	FYTD Percent Received
*****TOTAL FOR FUND-SCC 007 9813 (C.E. BUDD TEACHER'S LOUNGE):							
Ex Tr/Ad		300.00	290.89	14.00	27.42	9.11	96.96
In Tr/Ad		300.00	290.89	14.00	27.42	9.11	96.96
=====							
007 1890 9814 000000 004	TEACHERS STUDY LOUNGE-HIGH SCHOOL	450.00	357.89	80.60	157.86	92.11	79.53
*****TOTAL FOR FUND-SCC 007 9814 (TEACHERS STUDY LOUNGE-HIGH SCHOOL):							
Ex Tr/Ad		450.00	357.89	80.60	157.86	92.11	79.53
In Tr/Ad		450.00	357.89	80.60	157.86	92.11	79.53
=====							
009 1710 0000 000000 000	SALE OF SUPPLIES	3,500.00	815.80	0.00	490.75	2,684.20	23.31
*****TOTAL FOR FUND-SCC 009 0000 (UNIFORM SUPPLIES):							
Ex Tr/Ad		3,500.00	815.80	0.00	490.75	2,684.20	23.31
In Tr/Ad		3,500.00	815.80	0.00	490.75	2,684.20	23.31
=====							
014 1229 9021 000000 021	MYA TUITION	650,000.00	264,948.86	16,833.52	225,431.44	385,051.14	40.76
*****TOTAL FOR FUND-SCC 014 9021 (MOHICAN YOUTH ACADEMY):							
Ex Tr/Ad		650,000.00	264,948.86	16,833.52	225,431.44	385,051.14	40.76
In Tr/Ad		650,000.00	264,948.86	16,833.52	225,431.44	385,051.14	40.76
=====							
018 1626 9801 000000 003	ADMISSIONS-PERRYSVILLE	9,000.00	7,874.53	1,620.00	3,068.00	1,125.47	87.49
*****TOTAL FOR FUND-SCC 018 9801 (PUBLIC SCHOOL SUPPORT FUND-PERRYSVILLE):							
Ex Tr/Ad		9,000.00	7,874.53	1,620.00	3,068.00	1,125.47	87.49
In Tr/Ad		9,000.00	7,874.53	1,620.00	3,068.00	1,125.47	87.49
=====							
018 1626 9802 000000 001	ADMISSIONS-MCMULLEN	4,600.00	9,049.03	969.48	4,892.97	4,449.03-	196.72

*** NOTE!! ONLY ACTIVE ACCOUNTS HAVE BEEN SELECTED, TOTALS MAY EXCLUDE AMOUNTS THAT ARE RELATED TO INACTIVE ACCOUNTS. ***

LOUDONVILLE-PERRYSVILLE EX VI
 Revenue Account Summary
 SORTED BY FUND-SCC

Account Number FND RCPT SCC SUBJ OU	Description	FYTD Receivable	FYTD Actual Receipts	MTD Actual Receipts	YTD Actual Receipts	FYTD Balance Receivable	FYTD Percent Received
*****TOTAL FOR FUND-SCC 018 9802 (PUBLIC SCHOOL SUPPORT FUND-MCMULLEN):							
Ex Tr/Ad		4,600.00	9,049.03	969.48	4,892.97	4,449.03-	196.72
In Tr/Ad		4,600.00	9,049.03	969.48	4,892.97	4,449.03-	196.72
=====							
018 1626 9803 000000 002	ADMISSIONS-BUDD	5,800.00	3,484.47	1,206.00	2,366.00	2,315.53	60.08
*****TOTAL FOR FUND-SCC 018 9803 (PUBLIC SCHOOL SUPPORT FUND-BUDD):							
Ex Tr/Ad		5,800.00	3,484.47	1,206.00	2,366.00	2,315.53	60.08
In Tr/Ad		5,800.00	3,484.47	1,206.00	2,366.00	2,315.53	60.08
=====							
018 1626 9804 000000 004	SALES - HIGH SCHOOL	20,200.00	13,563.96	1,456.00	12,304.59	6,636.04	67.15
*****TOTAL FOR FUND-SCC 018 9804 (PUBLIC SCHOOL SUPPORT FUND-HIGH SCHOOL):							
Ex Tr/Ad		20,200.00	13,563.96	1,456.00	12,304.59	6,636.04	67.15
In Tr/Ad		20,200.00	13,563.96	1,456.00	12,304.59	6,636.04	67.15
=====							
019 1820 9203 000000 000	FIRST PRESBYTERIAN CHURCH: SCHOOL SUP DONATE	600.00	1,342.50	0.00	0.00	742.50-	223.75
*****TOTAL FOR FUND-SCC 019 9203 (FIRST PRESBYTERIAN CHURCH: SCHOOL SUPPLIES):							
Ex Tr/Ad		600.00	1,342.50	0.00	0.00	742.50-	223.75
In Tr/Ad		600.00	1,342.50	0.00	0.00	742.50-	223.75
=====							
019 1820 9401 000000 004	HUGO & MABEL YOUNG: IB SCHOOL FEES	2,400.00	2,000.00	0.00	0.00	400.00	83.33
*****TOTAL FOR FUND-SCC 019 9401 (HUGO & MABEL YOUNG FOUNDATION: IB SCHOOL FEES):							
Ex Tr/Ad		2,400.00	2,000.00	0.00	0.00	400.00	83.33
In Tr/Ad		2,400.00	2,000.00	0.00	0.00	400.00	83.33
=====							
019 1820 9501 000000 000	ARCHERY GRANT	3,305.00	3,000.00	0.00	0.00	305.00	90.77

LOUDONVILLE-PERRYSVILLE EX VI
 Revenue Account Summary
 SORTED BY FUND-SCC

Account Number FND RCPT SCC SUBJ OU	Description	FYTD Receivable	FYTD Actual Receipts	MTD Actual Receipts	YTD Actual Receipts	FYTD Balance Receivable	FYTD Percent Received
*****TOTAL FOR FUND-SCC 019 9501 (ARCHERY GRANT: FRANKFORD):							
Ex Tr/Ad		3,305.00	3,000.00	0.00	0.00	305.00	90.77
In Tr/Ad		3,305.00	3,000.00	0.00	0.00	305.00	90.77
=====							
019 1820 9504 000000 002	ACCF GRANT: GIFTED SLOVER	750.00	750.00	0.00	0.00	0.00	100.00
*****TOTAL FOR FUND-SCC 019 9504 (ACCF GRANT: GIFTED SLOVER):							
Ex Tr/Ad		750.00	750.00	0.00	0.00	0.00	100.00
In Tr/Ad		750.00	750.00	0.00	0.00	0.00	100.00
=====							
019 1820 9505 000000 004	MILTON & BEULAH YOUNG GRANT: LIBRARY	4,500.00	4,500.00	0.00	0.00	0.00	100.00
*****TOTAL FOR FUND-SCC 019 9505 (MILTOL & BEULAH YOUNG GRANT: LIBRARY):							
Ex Tr/Ad		4,500.00	4,500.00	0.00	0.00	0.00	100.00
In Tr/Ad		4,500.00	4,500.00	0.00	0.00	0.00	100.00
=====							
019 1820 9506 000000 000	ARCHERY GRANT	3,305.00	500.00	0.00	0.00	2,805.00	15.13
*****TOTAL FOR FUND-SCC 019 9506 (ARCHERY GRANT: FISHER):							
Ex Tr/Ad		3,305.00	500.00	0.00	0.00	2,805.00	15.13
In Tr/Ad		3,305.00	500.00	0.00	0.00	2,805.00	15.13
=====							
019 1820 9507 000000 000	CHAMBER OF COMMERCE: DONATION	150.00	150.00	0.00	0.00	0.00	100.00
*****TOTAL FOR FUND-SCC 019 9507 (CHANBER OF COMMERCE: STUDENT NEEDS):							
Ex Tr/Ad		150.00	150.00	0.00	0.00	0.00	100.00
In Tr/Ad		150.00	150.00	0.00	0.00	0.00	100.00
=====							
019 1820 9508 000000 000	MOHICAN AREA COMM FUND: EXTRA CURRICULARS	1,500.00	1,500.00	0.00	1,500.00	0.00	100.00

*** NOTE!! ONLY ACTIVE ACCOUNTS HAVE BEEN SELECTED, TOTALS MAY EXCLUDE AMOUNTS THAT ARE RELATED TO INACTIVE ACCOUNTS. ***

LOUDONVILLE-PERRYSVILLE EX VI
Revenue Account Summary
SORTED BY FUND-SCC

Account Number FND RCPT SCC SUBJ OU	Description	FYTD Receivable	FYTD Actual Receipts	MTD Actual Receipts	YTD Actual Receipts	FYTD Balance Receivable	FYTD Percent Received
*****TOTAL FOR FUND-SCC 019 9508 (MOHICAN AREA COMMUNITY FUND: EXTRA CURRICULAR):							
Ex Tr/Ad		1,500.00	1,500.00	0.00	1,500.00	0.00	100.00
In Tr/Ad		1,500.00	1,500.00	0.00	1,500.00	0.00	100.00
=====							
019 1820 9702 000000 000	L-P FOUNDATION	6,959.00	6,959.00	0.00	0.00	0.00	100.00
*****TOTAL FOR FUND-SCC 019 9702 (L-P ENDOWMENT FUND):							
Ex Tr/Ad		6,959.00	6,959.00	0.00	0.00	0.00	100.00
In Tr/Ad		6,959.00	6,959.00	0.00	0.00	0.00	100.00
=====							
022 1625 9501 000000 816	OHSAA FOOTBALL TOURNAMENT REVENUE	18,326.00	18,326.00	0.00	0.00	0.00	100.00
*****TOTAL FOR FUND-SCC 022 9501 (OHSAA TOURNAMENT GAME):							
Ex Tr/Ad		18,326.00	18,326.00	0.00	0.00	0.00	100.00
In Tr/Ad		18,326.00	18,326.00	0.00	0.00	0.00	100.00
=====							
024 1872 0000 000000 000	EMPLOYEE HEALTH BENEFITS - SELF INSURANCE	2,150,000.00	1,682,856.69	167,964.58	684,933.81	467,143.31	78.27
*****TOTAL FOR FUND-SCC 024 0000 (EMPLOYEE HEALTH BENEFITS - SELF-INSURANCE):							
Ex Tr/Ad		2,150,000.00	1,682,856.69	167,964.58	684,933.81	467,143.31	78.27
In Tr/Ad		2,150,000.00	1,682,856.69	167,964.58	684,933.81	467,143.31	78.27
=====							
200 1623 932A 000000 004	F.C.C.L.A. (FAMILY CAREER&COMM.LEADERS OF AME	6,200.00	0.00	0.00	0.00	6,200.00	0.00
*****TOTAL FOR FUND-SCC 200 932A (F.C.C.L.A. (F.H.A.)):							
Ex Tr/Ad		6,200.00	0.00	0.00	0.00	6,200.00	0.00
In Tr/Ad		6,200.00	0.00	0.00	0.00	6,200.00	0.00
=====							
200 1623 933A 000000 004	F.F.A. - SALES	34,760.00	7,379.90	1,256.50	2,991.95	27,380.10	21.23
200 1633 933A 000000 004	F.F.A. - DUES AND FEES	0.00	580.00	0.00	15.00	580.00-	0.00

*** NOTE!! ONLY ACTIVE ACCOUNTS HAVE BEEN SELECTED, TOTALS MAY EXCLUDE AMOUNTS THAT ARE RELATED TO INACTIVE ACCOUNTS. ***

LOUDONVILLE-PERRYSVILLE EX VI
 Revenue Account Summary
 SORTED BY FUND-SCC

Account Number FND RCPT SCC SUBJ OU	Description	FYTD Receivable	FYTD Actual Receipts	MTD Actual Receipts	YTD Actual Receipts	FYTD Balance Receivable	FYTD Percent Received
*****TOTAL FOR FUND-SCC 200 933A (F.F.A.):							
Ex Tr/Ad		34,760.00	7,959.90	1,256.50	3,006.95	26,800.10	22.90
In Tr/Ad		34,760.00	7,959.90	1,256.50	3,006.95	26,800.10	22.90
=====							
200 1625 943A 000000 004	DANCE TEAM - SALES	1,000.00	1,211.00	0.00	821.00	211.00-	121.10
*****TOTAL FOR FUND-SCC 200 943A (DANCE TEAM):							
Ex Tr/Ad		1,000.00	1,211.00	0.00	821.00	211.00-	121.10
In Tr/Ad		1,000.00	1,211.00	0.00	821.00	211.00-	121.10
=====							
200 1616 961A 000000 004	STUDENT COUNCIL - ADMISSIONS	900.00	0.00	0.00	0.00	900.00	0.00
200 1626 961A 000000 004	STUDENT COUNCIL - SALES	0.00	30.00	0.00	0.00	30.00-	0.00
*****TOTAL FOR FUND-SCC 200 961A (STUDENT COUNCIL):							
Ex Tr/Ad		900.00	30.00	0.00	0.00	870.00	3.33
In Tr/Ad		900.00	30.00	0.00	0.00	870.00	3.33
=====							
200 1626 961B 000000 003	P.V. JR. HIGH STUDENT COUNCIL - SALES	950.00	519.40	0.00	227.00	430.60	54.67
*****TOTAL FOR FUND-SCC 200 961B (JR. HIGH STUDENT COUNCIL-PERRYSVILLE):							
Ex Tr/Ad		950.00	519.40	0.00	227.00	430.60	54.67
In Tr/Ad		950.00	519.40	0.00	227.00	430.60	54.67
=====							
200 1626 962A 000000 004	ACADEMIC CHALLENGE - SALES	280.00	240.00	0.00	0.00	40.00	85.71
*****TOTAL FOR FUND-SCC 200 962A (ACADEMIC CHALLENGE):							
Ex Tr/Ad		280.00	240.00	0.00	0.00	40.00	85.71
In Tr/Ad		280.00	240.00	0.00	0.00	40.00	85.71
=====							
200 1626 966A 000000 004	COUNCIL FOR EXCEPTIONAL CHILDREN-C.E.C.CLUB	900.00	3,827.07	0.00	100.00	2,927.07-	425.23

*** NOTE!! ONLY ACTIVE ACCOUNTS HAVE BEEN SELECTED, TOTALS MAY EXCLUDE AMOUNTS THAT ARE RELATED TO INACTIVE ACCOUNTS. ***

Account Number FND RCPT SCC SUBJ OU	Description	FYTD Receivable	FYTD Actual Receipts	MTD Actual Receipts	YTD Actual Receipts	FYTD Balance Receivable	FYTD Percent Received
*****TOTAL FOR FUND-SCC 200 966A (COUNCIL FOR EXCEPTIONAL CHILDREN-C.E.C. CLUB):							
Ex Tr/Ad		900.00	3,827.07	0.00	100.00	2,927.07-	425.23
In Tr/Ad		900.00	3,827.07	0.00	100.00	2,927.07-	425.23
=====							
200 1636 967J 000000 004	CLASS OF 2015: DUES & FEES	2,310.00	1,487.00	210.00	1,315.00	823.00	64.37
*****TOTAL FOR FUND-SCC 200 967J (CLASS OF 2015):							
Ex Tr/Ad		2,310.00	1,487.00	210.00	1,315.00	823.00	64.37
In Tr/Ad		2,310.00	1,487.00	210.00	1,315.00	823.00	64.37
=====							
200 1636 967K 000000 004	CLASS OF 2016: DUES & FEES	2,700.00	256.00	0.00	926.30-	2,444.00	9.48
*****TOTAL FOR FUND-SCC 200 967K (CLASS OF 2016):							
Ex Tr/Ad		2,700.00	256.00	0.00	926.30-	2,444.00	9.48
In Tr/Ad		2,700.00	256.00	0.00	926.30-	2,444.00	9.48
=====							
200 1636 967L 000000 004	CLASS OF 2017: DUES & FEES	819.00	293.00	7.00	126.00	526.00	35.78
*****TOTAL FOR FUND-SCC 200 967L (CLASS OF 2017):							
Ex Tr/Ad		819.00	293.00	7.00	126.00	526.00	35.78
In Tr/Ad		819.00	293.00	7.00	126.00	526.00	35.78
=====							
200 1636 967M 000000 004	CLASS OF 2018: DUES & FEES	721.00	266.00	35.00	147.00	455.00	36.89
*****TOTAL FOR FUND-SCC 200 967M (CLASS OF 2018):							
Ex Tr/Ad		721.00	266.00	35.00	147.00	455.00	36.89
In Tr/Ad		721.00	266.00	35.00	147.00	455.00	36.89
=====							
200 1621 969A 000000 004	REDBIRD - SALES	100.00	0.00	0.00	0.00	100.00	0.00

LOUDONVILLE-PERRYVILLE EX VI
 Revenue Account Summary
 SORTED BY FUND-SCC

Account Number FND RCPT SCC SUBJ OU	Description	FYTD Receivable	FYTD Actual Receipts	MTD Actual Receipts	YTD Actual Receipts	FYTD Balance Receivable	FYTD Percent Received
*****TOTAL FOR FUND-SCC 200 969A (REDBIRD):							
Ex Tr/Ad		100.00	0.00	0.00	0.00	100.00	0.00
In Tr/Ad		100.00	0.00	0.00	0.00	100.00	0.00
=====							
200 1627 971A 000000 004	HONOR SOCIETY - SALES	0.00	1,374.00	0.00	0.00	1,374.00-	0.00
200 1637 971A 000000 004	HONOR SOCIETY - DUES AND FEES	1,000.00	0.00	0.00	0.00	1,000.00	0.00
*****TOTAL FOR FUND-SCC 200 971A (HONOR SOCIETY):							
Ex Tr/Ad		1,000.00	1,374.00	0.00	0.00	374.00-	137.40
In Tr/Ad		1,000.00	1,374.00	0.00	0.00	374.00-	137.40
=====							
200 1627 973A 000000 004	LEO CLUB - SALES	750.00	0.00	0.00	0.00	750.00	0.00
*****TOTAL FOR FUND-SCC 200 973A (LEO CLUB):							
Ex Tr/Ad		750.00	0.00	0.00	0.00	750.00	0.00
In Tr/Ad		750.00	0.00	0.00	0.00	750.00	0.00
=====							
200 1623 975A 000000 004	JOB SKILLS GROUP: REVENUE	730.00	371.85	12.83	107.74	358.15	50.94
*****TOTAL FOR FUND-SCC 200 975A (JOB SKILLS GROUP LHS):							
Ex Tr/Ad		730.00	371.85	12.83	107.74	358.15	50.94
In Tr/Ad		730.00	371.85	12.83	107.74	358.15	50.94
=====							
200 1616 976A 000000 004	PROM FUND: TICKET SALES	0.00	1,910.00	1,910.00	1,910.00	1,910.00-	0.00
200 1626 976A 000000 004	PROM FUND: SALES (FUNDRAISERS)	0.00	1,073.30	0.00	1,073.30	1,073.30-	0.00
*****TOTAL FOR FUND-SCC 200 976A (LHS PROM FUND):							
Ex Tr/Ad		0.00	2,983.30	1,910.00	2,983.30	2,983.30-	0.00
In Tr/Ad		0.00	2,983.30	1,910.00	2,983.30	2,983.30-	0.00
=====							

*** NOTE!! ONLY ACTIVE ACCOUNTS HAVE BEEN SELECTED, TOTALS MAY EXCLUDE AMOUNTS THAT ARE RELATED TO INACTIVE ACCOUNTS. ***

Date: 05/04/15
 Time: 10:38 am

LOUDONVILLE-PERRYSVILLE EX VI
 Revenue Account Summary
 SORTED BY FUND-SCC

Page: 14
 (REVSUM)

Account Number FND RCPT SCC SUBJ OU	Description	FYTD Receivable	FYTD Actual Receipts	MTD Actual Receipts	YTD Actual Receipts	FYTD Balance Receivable	FYTD Percent Received
300 1621 913A 000000 004	DRAMA CLUB - SALES	0.00	984.00	0.00	0.00	984.00-	0.00
*****TOTAL FOR FUND-SCC 300 913A (DRAMA CLUB):							
Ex Tr/Ad		0.00	984.00	0.00	0.00	984.00-	0.00
In Tr/Ad		0.00	984.00	0.00	0.00	984.00-	0.00
=====							
300 1624 940A 000000 746	BAND - HIGH SCHOOL	700.00	235.00	0.00	0.00	465.00	33.57
300 1624 940A 000000 748	VOCAL-HS	700.00	125.00	0.00	0.00	575.00	17.86
300 1624 940A 000000 749	VOCAL/BAND - LHS MUSICAL	4,200.00	5,921.98	5,921.98	5,921.98	1,721.98-	141.00
*****TOTAL FOR FUND-SCC 300 940A (MUSIC DEPARTMENT):							
Ex Tr/Ad		5,600.00	6,281.98	5,921.98	5,921.98	681.98-	112.18
In Tr/Ad		5,600.00	6,281.98	5,921.98	5,921.98	681.98-	112.18
=====							
300 1625 950A 000000 800	ATHLETIC DEPARTMENT - DONATIONS	6,500.00	2,157.00	0.00	0.00	4,343.00	33.18
300 1625 950A 000000 811	ADMISSIONS-BOYS BASEBALL	250.00	704.00	329.00	629.00	454.00-	281.60
300 1625 950A 000000 812	ADMISSIONS-BOYS BASKETBALL	20,000.00	17,993.00	0.00	13,103.00	2,007.00	89.97
300 1625 950A 000000 816	FOOTBALL - HS	30,000.00	60,229.42	0.00	8,998.86	30,229.42-	200.76
300 1625 950A 000000 827	ADMISSIONS-TRACK	4,000.00	6,751.00	6,001.00	6,601.00	2,751.00-	168.78
300 1625 950A 000000 828	ADMISSIONS-WRESTLING	4,500.00	17,074.24	14,105.00	14,822.00	12,574.24-	379.43
300 1625 950A 000000 832	ADMISSIONS-GIRLS BASKETBALL	8,500.00	9,736.00	66.00	5,416.00	1,236.00-	114.54
300 1625 950A 000000 834	ADMISSIONS-SOFTBALL	0.00	85.00	0.00	0.00	85.00-	0.00

*** NOTE!! ONLY ACTIVE ACCOUNTS HAVE BEEN SELECTED, TOTALS MAY EXCLUDE AMOUNTS THAT ARE RELATED TO INACTIVE ACCOUNTS. ***

LOUDONVILLE-PERRYSVILLE EX VI
 Revenue Account Summary
 SORTED BY FUND-SCC

Account Number FND RCPT SCC SUBJ OU	Description	FYTD Receivable	FYTD Actual Receipts	MTD Actual Receipts	YTD Actual Receipts	FYTD Balance Receivable	FYTD Percent Received
300 1625 950A 000000 835	ATHLETIC - VOLLEYBALL - HS	5,000.00	5,532.00	300.00	300.00	532.00-	110.64
300 1625 950A 000000 855	CHEERLEADING - H/S	0.00	427.65	0.00	0.00	427.65-	0.00
300 1625 950A 000000 890	ATHLETIC: SOCCER - ADMISSIONS	5,000.00	6,164.00	0.00	0.00	1,164.00-	123.28
300 5300 950A 000000 004	ATHLETIC - REFUND PR. YR. EXPENDITURES	0.00	161.51	0.00	0.00	161.51-	0.00
*****TOTAL FOR FUND-SCC 300 950A (ATHLETIC FUND - HIGH SCHOOL):							
Ex Tr/Ad		83,750.00	127,014.82	20,801.00	49,869.86	43,264.82-	151.66
In Tr/Ad		83,750.00	127,014.82	20,801.00	49,869.86	43,264.82-	151.66
=====							
300 1625 950B 000000 003	ATHLETIC FUND - PERRYSVILLE JUNIOR HIGH	8,500.00	14,424.00	2,663.00	7,330.00	5,924.00-	169.69
*****TOTAL FOR FUND-SCC 300 950B (ATHLETIC FUND - PERRYSVILLE JUNIOR HIGH):							
Ex Tr/Ad		8,500.00	14,424.00	2,663.00	7,330.00	5,924.00-	169.69
In Tr/Ad		8,500.00	14,424.00	2,663.00	7,330.00	5,924.00-	169.69
=====							
300 1626 968A 000000 004	YEARBOOK	5,500.00	1,880.00	625.00	1,430.00	3,620.00	34.18
*****TOTAL FOR FUND-SCC 300 968A (YEARBOOK FUND HIGH SCHOOL):							
Ex Tr/Ad		5,500.00	1,880.00	625.00	1,430.00	3,620.00	34.18
In Tr/Ad		5,500.00	1,880.00	625.00	1,430.00	3,620.00	34.18
=====							
451 3219 9115 000000 000	ONenet PUBLIC COMMUNICATIONS SUBSIDY	7,200.00	5,400.00	0.00	2,700.00	1,800.00	75.00
*****TOTAL FOR FUND-SCC 451 9115 (ONENET PUBLIC COMMUNICATIONS SUBSIDY - FY15):							
Ex Tr/Ad		7,200.00	5,400.00	0.00	2,700.00	1,800.00	75.00
In Tr/Ad		7,200.00	5,400.00	0.00	2,700.00	1,800.00	75.00
=====							
461 3110 9115 000000 000	HIGH SCHOOLS THAT WORK GRANT	6,000.00	2,152.95	0.00	952.95	3,847.05	35.88

*** NOTE!! ONLY ACTIVE ACCOUNTS HAVE BEEN SELECTED, TOTALS MAY EXCLUDE AMOUNTS THAT ARE RELATED TO INACTIVE ACCOUNTS. ***

LOUDONVILLE-PERRYSVILLE EX VI
 Revenue Account Summary
 SORTED BY FUND-SCC

Account Number FND RCPT SCC SUBJ OU	Description	FYTD Receivable	FYTD Actual Receipts	MTD Actual Receipts	YTD Actual Receipts	FYTD Balance Receivable	FYTD Percent Received
*****TOTAL FOR FUND-SCC 461 9115 (HSTW GRANT FY2015):							
Ex Tr/Ad		6,000.00	2,152.95	0.00	952.95	3,847.05	35.88
In Tr/Ad		6,000.00	2,152.95	0.00	952.95	3,847.05	35.88
=====							
506 4220 9114 000000 000	RACE TO THE TOP	5,938.51	5,938.51	0.00	0.00	0.00	100.00
*****TOTAL FOR FUND-SCC 506 9114 (RACE TO THE TOP FY14):							
Ex Tr/Ad		5,938.51	5,938.51	0.00	0.00	0.00	100.00
In Tr/Ad		5,938.51	5,938.51	0.00	0.00	0.00	100.00
=====							
506 4220 9115 000000 000	RACE TO THE TOP	18,185.60	2,561.49	0.00	0.00	15,624.11	14.09
*****TOTAL FOR FUND-SCC 506 9115 (RACE TO THE TOP FY15):							
Ex Tr/Ad		18,185.60	2,561.49	0.00	0.00	15,624.11	14.09
In Tr/Ad		18,185.60	2,561.49	0.00	0.00	15,624.11	14.09
=====							
516 4220 9114 000000 000	IDEA-B: SPECIAL EDUCATION	28,361.59	28,361.59	0.00	0.00	0.00	100.00
*****TOTAL FOR FUND-SCC 516 9114 (IDEA-B SPECIAL EDUCATION FY2014):							
Ex Tr/Ad		28,361.59	28,361.59	0.00	0.00	0.00	100.00
In Tr/Ad		28,361.59	28,361.59	0.00	0.00	0.00	100.00
=====							
516 4220 9115 000000 000	IDEA-B: SPECIAL EDUCATION	246,622.43	167,735.43	18,000.00	82,116.98	78,887.00	68.01
*****TOTAL FOR FUND-SCC 516 9115 (IDEA-B SPECIAL EDUCATION FY2015):							
Ex Tr/Ad		246,622.43	167,735.43	18,000.00	82,116.98	78,887.00	68.01
In Tr/Ad		246,622.43	167,735.43	18,000.00	82,116.98	78,887.00	68.01
=====							
536 4220 9114 000000 000	TITLE I SCHOOL IMPROVEMENT GRANT	1,172.57	1,172.57	0.00	0.00	0.00	100.00

LOUDONVILLE-PERRYSVILLE EX VI
 Revenue Account Summary
 SORTED BY FUND-SCC

Account Number FND RCPT SCC SUBJ OU	Description	FYTD Receivable	FYTD Actual Receipts	MTD Actual Receipts	YTD Actual Receipts	FYTD Balance Receivable	FYTD Percent Received
*****TOTAL FOR FUND-SCC 536 9114 (TITLE I SCHOOL IMPROVEMENT GRANT FY14):							
Ex Tr/Ad		1,172.57	1,172.57	0.00	0.00	0.00	100.00
In Tr/Ad		1,172.57	1,172.57	0.00	0.00	0.00	100.00
=====							
536 4220 9115 000000 000	TITLE I SCHOOL IMPROVEMENT GRANT	62,794.75	39,309.26	0.00	17,781.74	23,485.49	62.60
*****TOTAL FOR FUND-SCC 536 9115 (TITLE I SCHOOL IMPROVEMENT GRANT FY15):							
Ex Tr/Ad		62,794.75	39,309.26	0.00	17,781.74	23,485.49	62.60
In Tr/Ad		62,794.75	39,309.26	0.00	17,781.74	23,485.49	62.60
=====							
572 4220 9114 000000 000	TITLE I	49,017.28	49,017.28	0.00	0.00	0.00	100.00
*****TOTAL FOR FUND-SCC 572 9114 (TITLE I: FY14):							
Ex Tr/Ad		49,017.28	49,017.28	0.00	0.00	0.00	100.00
In Tr/Ad		49,017.28	49,017.28	0.00	0.00	0.00	100.00
=====							
572 4220 9115 000000 000	TITLE I	450,082.62	302,136.40	35,000.00	162,178.80	147,946.22	67.13
*****TOTAL FOR FUND-SCC 572 9115 (TITLE I: FY15):							
Ex Tr/Ad		450,082.62	302,136.40	35,000.00	162,178.80	147,946.22	67.13
In Tr/Ad		450,082.62	302,136.40	35,000.00	162,178.80	147,946.22	67.13
=====							
572 4220 9215 000000 021	TITLE I-D MYA	58,053.74	42,730.52	5,000.00	22,000.00	15,323.22	73.61
*****TOTAL FOR FUND-SCC 572 9215 (TITLE I - D MYA):							
Ex Tr/Ad		58,053.74	42,730.52	5,000.00	22,000.00	15,323.22	73.61
In Tr/Ad		58,053.74	42,730.52	5,000.00	22,000.00	15,323.22	73.61
=====							
590 4220 9114 000000 000	TITLE II-A: IMPROV. TEACHING QUALITY	5,290.78	5,290.78	0.00	0.00	0.00	100.00

*** NOTE!! ONLY ACTIVE ACCOUNTS HAVE BEEN SELECTED, TOTALS MAY EXCLUDE AMOUNTS THAT ARE RELATED TO INACTIVE ACCOUNTS. ***

LOUDONVILLE-PERRYSVILLE EX VI
 Revenue Account Summary
 SORTED BY FUND-SCC

Account Number FND RCPT SCC SUBJ OU	Description	FYTD Receivable	FYTD Actual Receipts	MTD Actual Receipts	YTD Actual Receipts	FYTD Balance Receivable	FYTD Percent Received
*****TOTAL FOR FUND-SCC 590 9114 (TITLE II-A: IMPROVING TEACH. QUALITY - FY14):							
Ex Tr/Ad		5,290.78	5,290.78	0.00	0.00	0.00	100.00
In Tr/Ad		5,290.78	5,290.78	0.00	0.00	0.00	100.00
=====							
590 4220 9115 000000 000	TITLE II-A: IMPROV. TEACHING QUALITY	50,020.07	30,504.74	3,200.00	14,300.00	19,515.33	60.99
*****TOTAL FOR FUND-SCC 590 9115 (TITLE II-A: IMPROVING TEACH. QUALITY - FY15):							
Ex Tr/Ad		50,020.07	30,504.74	3,200.00	14,300.00	19,515.33	60.99
In Tr/Ad		50,020.07	30,504.74	3,200.00	14,300.00	19,515.33	60.99
=====							
599 4220 9114 000000 000	TITLE VI-B RURAL & LOW INCOME	758.56	758.56	0.00	0.00	0.00	100.00
*****TOTAL FOR FUND-SCC 599 9114 (TITLE VI-B RURAL & LOW INCOME FY14):							
Ex Tr/Ad		758.56	758.56	0.00	0.00	0.00	100.00
In Tr/Ad		758.56	758.56	0.00	0.00	0.00	100.00
=====							
599 4220 9115 000000 000	TITLE VI-B RURAL & LOW INCOME	22,651.67	6,941.44	500.00	1,500.00	15,710.23	30.64
*****TOTAL FOR FUND-SCC 599 9115 (TITLE VI-B RURAL & LOW INCOME FY15):							
Ex Tr/Ad		22,651.67	6,941.44	500.00	1,500.00	15,710.23	30.64
In Tr/Ad		22,651.67	6,941.44	500.00	1,500.00	15,710.23	30.64
=====							
*****GRAND TOTALS:							
Ex Tr/Ad		17,641,205.44	15,758,437.71	3,007,018.69	7,390,861.18	1,882,767.73	89.33
In Tr/Ad		17,641,205.44	15,758,437.71	3,007,018.69	7,390,861.18	1,882,767.73	89.33
=====							

Date: 05/04/2015
Time: 10:39 am

LOUDONVILLE-PERRYSVILLE EX VI
SORT BY CHECK NUMBER
CHECK DATES BETWEEN 04/01/2015 AND 04/30/2015
WARRANT, REFUND, MEMO CHECKS

Page: 1
(CHEKPY)

CHECK	TYPE	DATE	VENDOR	VENDOR	STATUS/DATE	BANK CODE	CHECK AMOUNT
082482	W	03/18/2015	OHIO CATTLEMENS ASSOCIATION	014074	VOID: 04/13/2015		15.00
082525	W	03/31/2015	SPORT-N-SHOES	001756	VOID: 04/06/2015		2,775.00
082562	W	04/08/2015	CHRIS PERETTI	000073	RECONCILED:04/30/2015		57.46
082563	W	04/08/2015	MARIE BEDDOW	000148	RECONCILED:04/30/2015		164.16
082564	W	04/08/2015	JUDY KOPPERT	000167	RECONCILED:04/30/2015		50.00
082565	W	04/08/2015	1ST CHOICE ENERGY SERVICES	000718	RECONCILED:04/30/2015		6,141.74
082566	W	04/08/2015	KNOX AREA TRANSIT ATTN: MARTIN MCAVOY	001155	RECONCILED:04/30/2015		853.20
082567	W	04/08/2015	KIMBALL MIDWEST	001190	RECONCILED:04/30/2015		70.19
082568	W	04/08/2015	OHIO EDISON COMPANY	001411	RECONCILED:04/30/2015		1,230.91
082569	W	04/08/2015	QUILL CORP	001509	RECONCILED:04/30/2015		756.17
082570	W	04/08/2015	RABY HARDWARE	001600	RECONCILED:04/30/2015		15.96
082571	W	04/08/2015	SPORT-N-SHOES	001756	RECONCILED:04/30/2015		3,045.00
082572	W	04/08/2015	TIME WARNER CABLE ATTN: HOWARD CLENDENIN	001857	RECONCILED:04/30/2015		109.99
082573	W	04/08/2015	OFLA OFLA REGISTRATION	002127	RECONCILED:04/30/2015		100.00
082574	W	04/08/2015	LINDY FILTER	004000	RECONCILED:04/30/2015		38.00
082575	W	04/08/2015	TREVALYNNE WILLIAMS	004484	RECONCILED:04/30/2015		25.00
082576	W	04/08/2015	DAN ECKENWILER	005017	RECONCILED:04/30/2015		90.00
082577	W	04/08/2015	JUSTIN TODD	005024	RECONCILED:04/30/2015		6,587.50
082578	W	04/08/2015	AMAZON.COM	010255	RECONCILED:04/30/2015		556.22
082579	W	04/08/2015	CERIDIAN BENEFITS SERVICES	010419	RECONCILED:04/30/2015		193.05
082580	W	04/08/2015	MATHESON TRI-GAS INC	013009	RECONCILED:04/30/2015		64.71
082581	W	04/09/2015	SCHOOL EMPLOYEES RET. SYSTEM	009046	RECONCILED:04/30/2015		1,709.09
082582	W	04/14/2015	LAURIE WEBER	000047	RECONCILED:04/30/2015		251.59
082583	W	04/14/2015	JENNA FISHER	000112	RECONCILED:04/30/2015		30.00
082584	W	04/14/2015	ASHLAND UNIVERSITY	000269	RECONCILED:04/30/2015		180.00
082585	W	04/14/2015	ASHLAND HIGH SCHOOL ATHLETIC DEPARTMENT	000282	RECONCILED:04/30/2015		150.00
082586	W	04/14/2015	ALA GRAPHICS	000297	RECONCILED:04/30/2015		38.00
082587	W	04/14/2015	CONNECTION EDUCATION SERVICES LEAP PROGRAM	000464	RECONCILED:04/30/2015		11,960.00
082588	W	04/14/2015	CYBERGUYS	000478	RECONCILED:04/30/2015		87.60
082589	W	04/14/2015	CAL HANS FORD-MERCURY INC	000489	RECONCILED:04/30/2015		60.51
082590	W	04/14/2015	DEMCO INC	000501	RECONCILED:04/30/2015		411.55
082591	W	04/14/2015	NORTH POINT EDUCATIONAL SERVICE CENTER	000627	RECONCILED:04/30/2015		1,890.00
082592	W	04/14/2015	EAGLE NEST POULTRY KAY KARCHER	000668	RECONCILED:04/30/2015		62.80
082593	W	04/14/2015	FOLLETT SCHOOL SOLUTIONS INC	000748	RECONCILED:04/30/2015		900.69
082594	W	04/14/2015	GOVCONNECTION	000817	RECONCILED:04/30/2015		24.99
082595	W	04/14/2015	G & L SUPPLY CO	000862	RECONCILED:04/30/2015		176.73
082596	W	04/14/2015	HENLEY GRAPHIC COMMUNICATIONS, INC.	000928	RECONCILED:04/30/2015		80.68
082597	W	04/14/2015	IRWINS OFFICE SUPPLIES	001007	RECONCILED:04/30/2015		592.84
082598	W	04/14/2015	IMPACT COMPUTERS	001060	RECONCILED:04/30/2015		66.35
082599	W	04/14/2015	KALAHARI WATERPARK RESORT CONVENTION CENTER	001128	RECONCILED:04/30/2015		129.00
082600	W	04/14/2015	RONALD KUNKEL	001138	RECONCILED:04/30/2015		255.00
082601	W	04/14/2015	LOUDONVILLE FARMERS EQUITY CO.	001209	RECONCILED:04/30/2015		840.24
082602	W	04/14/2015	MUSIC THEATRE INTERNATIONAL	001328	RECONCILED:04/30/2015		1,607.19

Date: 05/04/2015
Time: 10:39 am

LOUDONVILLE-PERRYSVILLE EX VI
SORT BY CHECK NUMBER
CHECK DATES BETWEEN 04/01/2015 AND 04/30/2015
WARRANT, REFUND, MEMO CHECKS

Page: 2
(CHEKPY)

CHECK	TYPE	DATE	VENDOR	VENDOR	STATUS/DATE	BANK CODE	CHECK AMOUNT
082603	W	04/14/2015	MVD SPORTS & SPECIALTIES	001364	RECONCILED:04/30/2015		2,312.98
082604	W	04/14/2015	MIDWAY INC	001383	RECONCILED:04/30/2015		257.92
082606	W	04/14/2015	OHIO EDISON COMPANY	001411	RECONCILED:04/30/2015		15.23
082607	W	04/14/2015	OHIO SCHOOL BOARDS ASSOC	001413	RECONCILED:04/30/2015		150.00
082608	W	04/14/2015	NATIONAL FFA ORGANIZATION	001471	RECONCILED:04/30/2015		359.50
082609	W	04/14/2015	RACHEL WIXEY & ASSOCIATES	001673	RECONCILED:04/30/2015		7,273.08
082610	W	04/14/2015	REX PIPE & SUPPLY	001674	RECONCILED:04/30/2015		580.51
082611	W	04/14/2015	BETTY ROBERTS	001685	RECONCILED:04/30/2015		200.00
082612	W	04/14/2015	SNYDER BROTHERS	001720	RECONCILED:04/30/2015		54.26
082613	W	04/14/2015	STANTON'S SHEET MUSIC INC	001725	RECONCILED:04/30/2015		333.06
082614	W	04/14/2015	STAKE'S IGA	001786	RECONCILED:04/30/2015		167.50
082615	W	04/14/2015	TRUAX PRINTING INC	001805	RECONCILED:04/30/2015		145.00
082616	W	04/14/2015	TRIWAY HIGH SCHOOL ATHLETIC DEPARTMENT	001834			130.00
082617	W	04/14/2015	MOHICAN YOUTH ACADEMY	001874	RECONCILED:04/30/2015		9,424.80
082618	W	04/14/2015	KEVIN TAYLOR	001881	RECONCILED:04/30/2015		200.00
082619	W	04/14/2015	UTICA HIGH SCHOOL ATHLETIC DEPT	001905	RECONCILED:04/30/2015		150.00
082620	W	04/14/2015	FRONTIER	001909	RECONCILED:04/30/2015		12.00
082621	W	04/14/2015	VAR RESOURCES INC	001948	RECONCILED:04/30/2015		1,111.33
082622	W	04/14/2015	ARTHUR VARGA	003199	RECONCILED:04/30/2015		50.00
082623	W	04/14/2015	STEVEN WEAVER	003437	RECONCILED:04/30/2015		47.50
082624	W	04/14/2015	BARRY PRINGLE	003512	RECONCILED:04/30/2015		147.50
082625	W	04/14/2015	JOHN HARWELL	003515	RECONCILED:04/30/2015		47.50
082626	W	04/14/2015	KIRK DIAL	003737	RECONCILED:04/30/2015		100.00
082627	W	04/14/2015	DAWN SOUSLIN	004537	RECONCILED:04/30/2015		125.76
082628	W	04/14/2015	CARDINAL BUS SALES & SERVICE	010436	RECONCILED:04/30/2015		1,300.90
082629	W	04/14/2015	CLEAR FORK HIGH SCHOOL ATHLETIC DEPT	010439	RECONCILED:04/30/2015		75.00
082630	W	04/14/2015	NICHOLAS HAYNES	010942			100.00
082631	W	04/14/2015	MT GILEAD H/S	013056	RECONCILED:04/30/2015		100.00
082632	W	04/14/2015	MVP HOOPS LLC SUZY VENET	013059			230.00
082633	W	04/14/2015	MOHICAN REHABILITATION SERVICE	013071	RECONCILED:04/30/2015		800.00
082634	W	04/14/2015	RICHARD MANN	013081			960.00
082635	W	04/14/2015	MEDIA-X SYSTEMS INC	013083	RECONCILED:04/30/2015		1,450.00
082636	W	04/14/2015	OAPSA ATTN: GWENN SPENCE	014084	RECONCILED:04/30/2015		60.00
082637	B	04/14/2015	JUSTIN TODD ATHLETIC DIRECTOR	000122	RECONCILED:04/30/2015		500.00
082638	W	04/21/2015	DAYS INN CONNECTICUT AVE	000497	RECONCILED:04/30/2015		2,399.25
082639	W	04/22/2015	TOWN & COUNTRY CO-OP, INC.	000239	RECONCILED:04/30/2015		530.20
082640	W	04/22/2015	DEMCO INC	000501	RECONCILED:04/30/2015		271.89
082641	W	04/22/2015	D-R SERVICES INC	000531			308.22
082642	W	04/22/2015	DOMINION EAST OHIO	000600	RECONCILED:04/30/2015		1,845.76
082643	W	04/22/2015	EJ THERAPY SERVICES	000618	RECONCILED:04/30/2015		7,472.64
082644	W	04/22/2015	ELECTRONIX EXPRESS	000637	RECONCILED:04/30/2015		287.35
082645	W	04/22/2015	FOLLETT SCHOOL SOLUTIONS INC	000748			1,226.10
082646	W	04/22/2015	GOVCONNECTION	000817	RECONCILED:04/30/2015		447.57
082647	W	04/22/2015	GRAINGER	000897	RECONCILED:04/30/2015		46.18
082648	W	04/22/2015	HACKWORTH ELECTRIC MOTORS INC	000900			573.70
082649	W	04/22/2015	JOZAK'S TROPHY	001022	RECONCILED:04/30/2015		434.00

Date: 05/04/2015
Time: 10:39 am

LOUDONVILLE-PERRYSVILLE EX VI
SORT BY CHECK NUMBER
CHECK DATES BETWEEN 04/01/2015 AND 04/30/2015
WARRANT, REFUND, MEMO CHECKS

Page: 3
(CHEKPY)

CHECK	TYPE	DATE	VENDOR	VENDOR	STATUS/DATE	BANK CODE	CHECK AMOUNT
082650	W	04/22/2015	LOUDONVILLE FIRE DEPARTMENT	001208			228.00
082651	W	04/22/2015	QWEST- LCI CUSTOMER SERVICE	001227	RECONCILED:04/30/2015		70.12
082652	W	04/22/2015	BRAD YOUNG DBA LOCKSMITH SHOP	001241	RECONCILED:04/30/2015		683.75
082653	W	04/22/2015	MAHEK TROPHIES & AWARDS	001355	RECONCILED:04/30/2015		114.00
082654	W	04/22/2015	MVD SPORTS & SPECIALTIES	001364	RECONCILED:04/30/2015		266.00
082655	W	04/22/2015	OHIO EDISON COMPANY	001411	RECONCILED:04/30/2015		6,999.84
082656	W	04/22/2015	QUILL CORP	001509	RECONCILED:04/30/2015		205.05
082657	W	04/22/2015	TRUGREEN	001836	RECONCILED:04/30/2015		582.00
082658	W	04/22/2015	TRI COUNTY E S C	001879	RECONCILED:04/30/2015		58,416.86
082659	W	04/22/2015	TU WOMEN'S BASKETBALL SHOOTOUT	001882			260.00
082660	W	04/22/2015	US BANK OFFICE EQUIPMENT FINANCE SERV	001912	RECONCILED:04/30/2015		1,988.72
082661	W	04/22/2015	VILLAGE OF LOUDONVILLE	001923	RECONCILED:04/30/2015		2,814.80
082662	W	04/22/2015	VAR RESOURCES INC	001953	RECONCILED:04/30/2015		455.32
082663	W	04/22/2015	VERIZON WIRELESS	001974	RECONCILED:04/30/2015		80.32
082664	W	04/22/2015	WEATHERBUG EDUCATION	002053	RECONCILED:04/30/2015		99.00
082665	W	04/22/2015	WAYNE CO CAREER CENTER	002062	RECONCILED:04/30/2015		86.50
082666	W	04/22/2015	STEWART MYERS	003115			50.00
082667	W	04/22/2015	HOWARD CLAFLIN	003137	RECONCILED:04/30/2015		150.00
082668	W	04/22/2015	ARTHUR VARGA	003199	RECONCILED:04/30/2015		100.00
082669	W	04/22/2015	TIMOTHY RUTT	003254			50.00
082670	W	04/22/2015	THOMAS WEISER	003294			50.00
082671	W	04/22/2015	WAYNE BAKER	003299	RECONCILED:04/30/2015		47.50
082672	W	04/22/2015	GARRY KLINE	003376	RECONCILED:04/30/2015		47.50
082673	W	04/22/2015	STEVEN WEAVER	003437	RECONCILED:04/30/2015		50.00
082674	W	04/22/2015	DAN BURTSCHER	003485			47.50
082675	W	04/22/2015	BARRY PRINGLE	003512	RECONCILED:04/30/2015		50.00
082676	W	04/22/2015	JOHN HARWELL	003515	RECONCILED:04/30/2015		47.50
082677	W	04/22/2015	DANIEL CARMACK	003518	RECONCILED:04/30/2015		47.50
082678	W	04/22/2015	DAVID DOWNS	003738	RECONCILED:04/30/2015		150.00
082679	W	04/22/2015	RICHARD KIDD	003771			50.00
082680	W	04/22/2015	FREDERIC SCHLUDECKER	003772	RECONCILED:04/30/2015		50.00
082681	W	04/22/2015	JAMES CLAY	003773	RECONCILED:04/30/2015		95.00
082682	W	04/22/2015	R KIRBY CARDER	003774	RECONCILED:04/30/2015		142.50
082683	W	04/22/2015	LINDY FILTER	004000	RECONCILED:04/30/2015		28.00
082684	W	04/22/2015	DAWN SOUSLIN	004537	RECONCILED:04/30/2015		167.68
082685	W	04/22/2015	JUSTIN TODD	005024	RECONCILED:04/30/2015		125.70
082686	W	04/22/2015	JEFF MAROTTA	005028	RECONCILED:04/30/2015		129.99
082687	W	04/22/2015	JULIE SEBOE	005039			19.78
082688	W	04/22/2015	AKRON ZOO	010284			404.00
082689	W	04/22/2015	MICHELLE BASH DBA BASH DESIGNS	010327	RECONCILED:04/30/2015		482.00
082690	W	04/22/2015	SUPER SOUND DJ AND PHOTO BOOTH RENTAL	010487	RECONCILED:04/30/2015		225.00
082691	B	04/22/2015	DAN ECKENWILER	000170	RECONCILED:04/30/2015		750.00
082692	B	04/28/2015	TIERRA HOOTMAN M/M ADAIR HOOTMAN	004586			65.50
082693	W	04/29/2015	JOHN LANCE	000144	RECONCILED:04/30/2015		98.90
082694	W	04/29/2015	JUDY KOPPERT	000167			28.75
082695	W	04/29/2015	LORI ALLENBAUGH	000171			28.75

Date: 05/04/2015
Time: 10:39 am

LOUDONVILLE-PERRYVILLE EX VI
SORT BY CHECK NUMBER
CHECK DATES BETWEEN 04/01/2015 AND 04/30/2015
WARRANT, REFUND, MEMO CHECKS

Page: 4
(CHEKPY)

CHECK	TYPE	DATE	VENDOR	VENDOR	STATUS/DATE	BANK CODE	CHECK AMOUNT
082696	W	04/29/2015	LISA SIMMERS	000173			110.98
082697	W	04/29/2015	BEVERLY BILGER	000181			28.75
082698	W	04/29/2015	APPLE INC ATTN: EDUCATION SALES SUPPORT	000223			350.00
082699	W	04/29/2015	ANDERSON'S	000232			784.09
082700	W	04/29/2015	ASHLAND UNIVERSITY	000269			180.00
082701	W	04/29/2015	GARY BAUMGARTNER	000328			189.82
082702	W	04/29/2015	DEMCO INC	000501			216.16
082703	W	04/29/2015	EMBASSY SUITES HOTEL	000604			80.00
082704	W	04/29/2015	FOLLETT SCHOOL SOLUTIONS INC	000748			335.93
082705	W	04/29/2015	GOVCONNECTION	000817			801.20
082706	W	04/29/2015	HERFF JONES	000955			341.20
082707	W	04/29/2015	KONICA MINOLTA PREMIER FINANCE	001153			716.21
082708	W	04/29/2015	KNOX AREA TRANSIT ATTN: MARTIN MCAVOY	001155			1,080.72
082709	W	04/29/2015	LIFETOUCH PUBLISHING INC	001235			35.50
082710	W	04/29/2015	MT BUSINESS TECHNOLOGIES INC 1150 NAT'L PKWY	001311			72.90
082711	W	04/29/2015	MODERN HOME SUPPLY INC	001320			691.35
082712	W	04/29/2015	MVD SPORTS & SPECIALTIES	001364			2,318.13
082713	W	04/29/2015	PROJECT LEAD THE WAY	001596			3,294.00
082714	W	04/29/2015	RUMPKE CONSOLIDATED CO	001608			1,136.58
082715	W	04/29/2015	ROBERT BROOKE & ASSOCIATES	001619			38.31
082716	W	04/29/2015	TRIWAY HIGH SCHOOL ATHLETIC DEPARTMENT	001834			160.00
082717	W	04/29/2015	TEXAS LIFE INSURANCE	001873			44.76
082718	W	04/29/2015	TOWNEPLACE SUITES	001876			1,011.00
082719	W	04/29/2015	TRI COUNTY E S C	001879			101.80
082720	W	04/29/2015	TREASURER OF STATE DAS FINANCE - ROOM 4060	001883			112.50
082721	W	04/29/2015	US BANK OFFICE EQUIPMENT FINANCE SERV	001912			881.00
082722	W	04/29/2015	UNION LOCAL FFA ALUMNI SUSAN OGILBEE, TREAS.	001931			1,500.00
082723	W	04/29/2015	FRONTIER	001976			434.81
082724	W	04/29/2015	NORTHWESTERN LOCAL SCHOOLS	002141			5,250.00
082725	W	04/29/2015	ROBERT BRUHN JR	003013			100.00
082726	W	04/29/2015	HOWARD CLAFLIN	003137			115.00
082727	W	04/29/2015	JOSEPH GLORIOSO	003202			100.00
082728	W	04/29/2015	SHARON WIEGAND	003375			115.00
082729	W	04/29/2015	STEVE SHEETS	003523			50.00
082730	W	04/29/2015	DANIEL TURNER	003775			150.00
082731	W	04/29/2015	KENNETH YOUNG	003776			97.50
082732	W	04/29/2015	RICHARD CANTZLER	003777			47.50
082733	W	04/29/2015	RANDOLPH APPLGATE	003778			50.00
082734	W	04/29/2015	KYLE DUNLAP	003779			100.00
082735	W	04/29/2015	LINDY FILTER	004000			40.00
082736	W	04/29/2015	TREVALYNNE WILLIAMS	004484			25.00
082737	W	04/29/2015	DAWN SOUSLIN	004537			209.60
082738	W	04/29/2015	DAN ECKENWILER	005017			47.45
082739	W	04/29/2015	JACKIE ARNOLD	005021			44.32
082740	W	04/29/2015	SCHOOL EMPLOYEES RET. SYSTEM	009046			762.60

Date: 05/04/2015
 Time: 10:39 am

LOUDONVILLE-PERRYSVILLE EX VI
 SORT BY CHECK NUMBER
 CHECK DATES BETWEEN 04/01/2015 AND 04/30/2015
 WARRANT, REFUND, MEMO CHECKS

Page: 5
 (CHEKPY)

CHECK	TYPE	DATE	VENDOR	VENDOR	STATUS/DATE	BANK CODE	CHECK AMOUNT
082741	W	04/29/2015	AMERICAN FIDELITY - LIFE - BD	009060			102.23
082742	W	04/29/2015	AMERICAN FIDELITY - CRITICAL	009063			158.32
082743	W	04/29/2015	AMERICAN FIDELITY-ACCIDENT-BD	009095			79.16
082744	W	04/29/2015	AMERICAN FIDELITY-DISABILITY	009096			508.22
082745	W	04/29/2015	AMERICAN FIDELITY-CANCER-BD.	009099			220.80
082746	W	04/29/2015	COURTYARD COLUMBUS EASTON	010457			160.00
082747	W	04/29/2015	CHARTWELLS	010467			22,897.84
			COMPASS GROUP USA				
082748	W	04/29/2015	CLASSIC FITNESS CONCEPTS	010491			311.00
082749	W	04/29/2015	KENNETH HOUSEHOLDER	010943			60.00
082750	W	04/29/2015	METROPOLITAN EDUCATIONAL COUNCIL	013007			571.36
			MT GILEAD H/S	013056			100.00
082752	W	04/29/2015	REALLY GOOD STUFF	016003			70.89
082753	W	04/29/2015	SUPERTEACHERWORKSHEETS.COM	017018			19.95
082754	W	04/29/2015	S & S COACH	017040			5,350.00
082755	W	04/29/2015	SPAGHETTI WAREHOUSE	017105			722.00
082756	W	04/30/2015	CLEVELAND MUSEUM OF NATURAL HISTORY	000451			414.00
905082	M	04/07/2015	STAR2STAR COMMUNICATIONS	900037			377.48
905085	M	04/10/2015	S.T.R.S.	900009			2,958.49
905086	M	04/10/2015	NATIONAL CITY BANK	900027			3,333.28
905087	M	04/20/2015	ASHLAND CO. AUDITOR	900008			49,513.79
905088	M	04/20/2015	RICHLAND CO. AUDITOR	900001			2,012.89
905091	M	04/27/2015	S.T.R.S.	900009			2,958.49
905092	M	04/27/2015	NATIONAL CITY BANK	900027			3,336.30
905093	M	04/28/2015	ATHLETIC DEPARTMENT LOUDONVILLE HIGH SCHOOL	900022			48.75
905094	M	04/28/2015	OHIO DEPT OF EDUCATION	900005			29,069.77
905095	M	04/28/2015	OHIO DEPT OF EDUCATION	900005			30,198.18
905096	M	04/28/2015	MEDICAL MUTUAL OF OHIO	900103			41,509.15
905097	M	04/28/2015	MEDICAL MUTUAL OF OHIO	900103			82,680.03
905098	M	04/28/2015	L-P BOARD OF EDUCATION	900100			140,895.69
905099	M	04/28/2015	L-P BOARD OF EDUCATION	900100			6,439.82
905100	M	04/28/2015	L-P BOARD OF EDUCATION	900100			1,489.95
905101	M	04/29/2015	S.T.R.S.	900009			62,762.00
905102	M	04/29/2015	S.E.R.S.	900010			20,074.00
V VOIDED CHECKS			2	CHECK TOTALS		2,790.00	
R RECONCILED CHECKS			114	CHECK TOTALS		158,787.33	
W WARRANT CHECKS			193	CHECK TOTALS		218,379.57	
M MEMO CHECKS			17	CHECK TOTALS		479,658.06	
B REFUND CHECKS			3	CHECK TOTALS		1,315.50	
I INVESTMENT CHECKS			0	CHECK TOTALS		0.00	
T TRANSFER CHECKS			0	CHECK TOTALS		0.00	
D DISTRIBUTION CHECKS			0	CHECK TOTALS		0.00	
C PAYROLL CHECKS			0	CHECK TOTALS		0.00	
MISSING CHECKS			0				
** TOTAL CHECKS (LESS VOIDED)			211	** TOTAL NET		696,563.13	
*** TOTAL CHECKS WRITTEN			213	*** GRAND TOTALS		699,353.13	

Date: 05/04/2015
Time: 10:40 am

LOUDONVILLE-PERRYSVILLE EX VI
SORT BY CHECK NUMBER
CHECK DATES BETWEEN 04/01/2015 AND 04/30/2015
ALL CHECKS SELECTED

Page: 1
(CHEKPY)

CHECK	TYPE	DATE	VENDOR	VENDOR	STATUS/DATE	BANK CODE	CHECK AMOUNT
082605	W	04/14/2015	MIDLAND COUNCIL OF GOVERNMENTS TRI-COUNTY COMPUTER SERVICES	001395	RECONCILED:04/30/2015		17,909.75
V VOIDED CHECKS			0	CHECK TOTALS		0.00	
R RECONCILED CHECKS			1	CHECK TOTALS		17,909.75	
W WARRANT CHECKS			1	CHECK TOTALS		17,909.75	
M MEMO CHECKS			0	CHECK TOTALS		0.00	
B REFUND CHECKS			0	CHECK TOTALS		0.00	
I INVESTMENT CHECKS			0	CHECK TOTALS		0.00	
T TRANSFER CHECKS			0	CHECK TOTALS		0.00	
D DISTRIBUTION CHECKS			0	CHECK TOTALS		0.00	
C PAYROLL CHECKS			0	CHECK TOTALS		0.00	
MISSING CHECKS			0				
** TOTAL CHECKS (LESS VOIDED)			1	** TOTAL NET		17,909.75	
*** TOTAL CHECKS WRITTEN			1	*** GRAND TOTALS		17,909.75	