

*Loudonville-Perrysville  
Exempted Village School  
District*



*Financial Reports for the period  
ending April 30, 2016*

*Prepared by Marie Beddow,  
Treasurer/CFO*

**Loudonville-Perrysville Exempted Village School District  
General Account Reconciliation  
April 30, 2016**

Farmers and Savings Bank (.01% Yield)	2,468,453.07
<b>Total Demand Deposits:</b>	<b>2,468,453.07</b>
<b>Outstanding Checks:</b>	<b>62,828.85</b>
<b>Bank Balance minus Outstanding:</b>	<b>2,405,624.22</b>
<hr/>	
<b>Total Cash Fund Balance:</b>	<b>5,856,736.56</b>

Investments:

STAR Ohio General Account (.48%)	1,387,557.81
PNC Money Market (.10)	531,842.92
National City Bank Payroll Account	500.00
Fifth Third Mutual Fund (.01%)	37,211.61
Fifth Third Securities CD Due 8/20/2018 (1.75%)	248,000.00
Fifth Third Securities CD Due 2/21/2018 (1.45%)	248,000.00
Fifth Third Securities CD Due 8/20/2018 (1.75%)	248,000.00
Fifth Third Securities CD Due 10/17/2017 (1.50%)	250,000.00
Fifth Third Securities CD Due 2/5/2018 (1.30%)	250,000.00
Fifth Third Securities CD Due 10/17/2016 (1.00%)	250,000.00
<b>Total Investments:</b>	<b>3,451,112.34</b>

Star Ohio 4/1

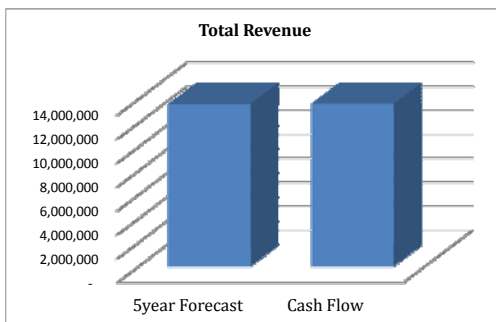
<b>Total Adjustments:</b>	0.00
<b>Subtotal:</b>	<b>2,405,624.22</b>
<hr/>	
<b>DIFFERENCE:</b>	<b>0.00</b>

Prepared:		
	Initials	Date
Reviewed:		
	Initials	Date

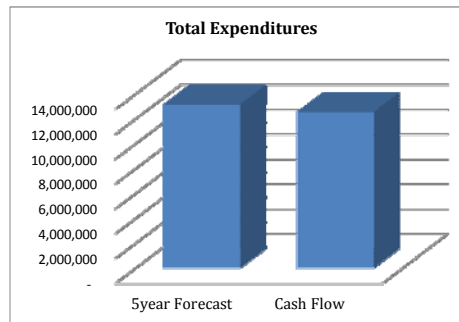
**Five Year Forecast Comparison to Actual Cash Flow**

	Difference	Proj. from Current 5year Forecast 2016	Proj. from Actual/Est. Cash Flow 2016	FYTD <u>Actual</u> Through Month Of: <b>July - April</b>	<u>Estimated</u> for Remaining Months
<b>Revenue:</b>					
1.010 - General Property Tax (Real Estate)	-	4,061,263	4,061,263	4,135,904	(74,641)
1.020 - Public Utility Personal Property	18,774	833,329	852,103	852,103	-
1.030 - Income Tax	26,519	1,747,747	1,774,266	1,774,266	-
1.035 - Unrestricted Grants-in-Aid	(62,507)	5,357,602	5,295,095	4,359,904	935,191
1.040 - 1.045 - Restricted Grants-in-Aid	(22,421)	213,810	191,389	144,698	46,691
1.050 - Property Tax Allocation	9,277	687,389	696,666	393,336	303,330
1.060 - All Other Operating Revenues	56,905	590,857	647,762	509,468	138,294
1.070 - Total Revenue	26,548	13,491,996	13,518,544	12,169,679	1,348,865
<b>Other Financing Sources:</b>					
2.070 - Total Other Financing Sources	(3,256)	80,569	77,313	77,313	-
2.080 - Total Revenues and Other Financing Sources	<b>23,292</b>	<b>13,572,565</b>	<b>13,595,857</b>	12,246,992	1,348,865
<b>Expenditures:</b>					
3.010 - Personnel Services	(79,696)	6,231,316	6,151,620	5,125,171	1,026,449
3.020 - Employees' Retirement/Insurance Benefits	(162,162)	3,073,130	2,910,968	2,390,968	520,000
3.030 - Purchased Services	(179,792)	2,409,696	2,229,904	1,779,904	450,000
3.040 - Supplies and Materials	(133,373)	598,905	465,532	344,530	121,002
3.050 - Capital Outlay	(43,093)	557,081	513,988	495,016	18,972
3.060 - 4.060 - Intergovernmental, Debt & Interest	-	111,805	111,805	94,786	17,019
4.300 - Other Objects	(8,632)	176,700	168,068	153,068	15,000
4.500 - Total Expenditures	(606,748)	13,158,633	12,551,885	10,383,443	2,168,442
<b>Other Financing Uses:</b>					
5.040 - Total Other Financing Uses	-	1,000	1,000	-	1,000
5.050 - Total Expenditures and Other Financing Uses	(606,748)	13,159,633	12,552,885	10,383,443	2,169,442
<b>Excess of Rev &amp; Other Financing Uses Over (Under)</b>					
6.010 - Expenditures and Other Financing Uses	630,040	412,932	1,042,972	1,863,549	(820,577)
7.010 - Cash Balance July 1	(11)	3,237,904	3,237,893		
7.020 - Cash Balance June 30	630,029	3,650,836	4,280,865		

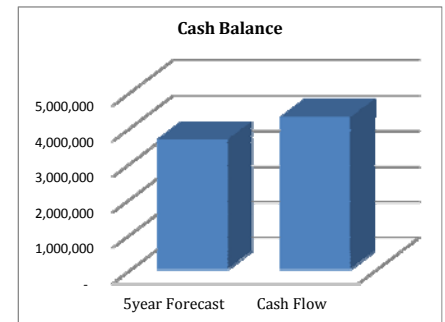
**Projected Differences from 5year Forecast Actuals/Estimates as compared to Cash Flow Actual/Estimates**



Dollar Variance: 23,292  
Percent Variance: 0.17%



Dollar Variance: (606,748)  
Percent Variance: -4.61%



Dollar Variance: 630,029  
Percent Variance: 17.26%

**LOUDONVILLE-PERRYSVILLE EXEMPTED VILLAGE SCHOOL DISTRICT  
GENERAL FUND TWO-YEAR COMPARISON  
April 30, 2016**

This is the % change as of 4.30.16 comparing Actual FY2015 to Actual FY2016

	FY2015		FY2016			
	ACTUAL ANNUAL	FYTD ACTUAL APR.	PROJECTED ANNUAL *	% Diff. ANNUAL *	FYTD ACTUAL APR.	% Diff. APR.
<b>REVENUES</b>						
General Property (Real Estate)	4,066,887	4,066,887	4,061,263	-0.14%	4,135,904	1.70%
Tangible Personal Property Tax	843,906	843,906	833,329	-1.25%	852,103	0.97%
Income Tax	1,713,477	1,713,477	1,747,747	2.00%	1,774,266	3.55%
Unrestricted Grants-in-Aid	4,890,690	4,369,933	5,357,602	9.55%	4,359,904	-0.23%
Restricted Grants-in-Aid **	236,201	150,806	213,810	-9.48%	144,698	-4.05%
Property Tax Allocation (Homestead/Rollback)	692,057	373,270	687,389	-0.67%	393,336	5.38%
All Other Operating Revenue	855,096	695,246	590,857	-30.90%	509,468	-26.72%
<b>Total Revenue</b>	<b>13,298,314</b>	<b>12,213,525</b>	<b>13,491,997</b>	<b>1.46%</b>	<b>12,169,679</b>	<b>-0.36%</b>
<b>OTHER FINANCING SOURCES</b>						
Operating Transfers-In		-				
Advances-In	-	-	74,569	N/A	74,569	N/A
All Other Financial Sources	57,107	57,105	6,000	-89.49%	2,744	-95.19%
<b>Total Other Financing Sources</b>	<b>57,107</b>	<b>57,105</b>	<b>80,569</b>	<b>41.08%</b>	<b>77,313</b>	<b>N/A</b>
<b>Total Revenues and Other Financing Sources</b>	<b>13,355,421</b>	<b>12,270,630</b>	<b>13,572,566</b>	<b>1.63%</b>	<b>12,246,992</b>	<b>-0.19%</b>
<b>EXPENDITURES</b>						
Personal Services	6,413,949	5,273,263	6,231,316	-2.85%	5,125,171	-2.81%
Employees' Retirement/Insurance Benefits	2,846,728	2,407,717	3,073,130	7.95%	2,390,968	-0.70%
Purchased Services	2,245,100	1,841,820	2,391,696	6.53%	1,779,904	-3.36%
Supplies and Materials	415,373	319,904	598,905	44.18%	344,530	7.70%
Capital Outlay <sub>2</sub>	289,323	244,622	518,402	79.18%	495,016	102.36%
Other Objects	306,929	252,470	288,505	-6.00%	247,854	-1.83%
<b>Total Expenditures</b>	<b>12,517,402</b>	<b>10,339,796</b>	<b>13,101,954</b>	<b>4.67%</b>	<b>10,383,443</b>	<b>0.42%</b>
<b>OTHER FINANCING USES</b>						
Operational Transfers - Out		-				
Advances - Out	74,569	-	1,000	-98.66%	-	0.00%
All Other Financing Uses	-	-	-		-	0.00%
<b>Total Other Financing Uses</b>	<b>74,569</b>	<b>-</b>	<b>1,000</b>	<b>-98.66%</b>	<b>-</b>	<b>0.00%</b>
<b>Total Expenditures and Other Financing Uses</b>	<b>12,591,971</b>	<b>10,339,796</b>	<b>13,102,954</b>	<b>4.06%</b>	<b>10,383,443</b>	<b>0.42%</b>
Excess Rev. & Other Fin. Sources Over (Under) Exp.	763,450	1,930,834	469,612	-38.49%	1,863,549	-3.48%
Beginning Cash Balance	2,474,456	2,474,456	3,237,906	30.85%	3,237,908	30.85%
<b>Ending Cash Balance</b>	<b>\$ 3,237,906</b>	<b>\$ 4,405,290</b>	<b>\$ 3,707,518</b>	<b>14.50%</b>	<b>\$ 5,101,457</b>	<b>15.80%</b>
Outstanding Encumbrances	87,162	481,969	-	-100.00%	615,692	27.75%
<b>Ending Unencumbered Cash Balance</b>	<b>\$ 3,150,744</b>	<b>\$ 3,923,321</b>	<b>\$ 3,707,518</b>	<b>17.67%</b>	<b>\$ 4,485,765</b>	<b>14.34%</b>

Date: 05/02/2016  
 Time: 1:54 pm

LOUDONVILLE-PERRYSVILLE EX VI  
 Financial Report by Fund/Fund/SCC

Page: 1  
 (FINSUM)

Fund #	Fund Description	FYTD Receipts	MTD Expenditures	FYTD Expenditures	Current Fund Balance	Current Encumbrances	Unencumbered Fund Balance	Bank Code
001 0000	GENERAL							
	3,201,158.06	2,658,966.43	11,901,990.56	1,189,348.77	10,094,815.79	5,008,332.83	536,459.30	4,471,873.53
001 9992	CAPITAL/MAINTENANCE - SET-ASIDE							
	36,750.00	0.00	345,000.00	12,246.99	288,627.89	93,122.11	79,233.15	13,888.96
	TOTAL FOR Fund 001 - GENERAL:							
	3,237,908.06	2,658,966.43	12,246,990.56	1,201,595.76	10,383,443.68	5,101,454.94	615,692.45	4,485,762.49
003 0000	PERMANENT IMPROVEMENT							
	100,378.62	120,837.99	257,319.42	14,606.41	160,098.39	197,599.65	29,489.78	168,109.87
	TOTAL FOR Fund 003 - PERMANENT IMPROVEMENT:							
	100,378.62	120,837.99	257,319.42	14,606.41	160,098.39	197,599.65	29,489.78	168,109.87
006 0000	FOOD SERVICES							
	6,160.41	50,270.50	329,029.28	52,687.53	421,472.87	86,283.18-	50,680.94	136,964.12-
	TOTAL FOR Fund 006 - FOOD SERVICE:							
	6,160.41	50,270.50	329,029.28	52,687.53	421,472.87	86,283.18-	50,680.94	136,964.12-
007 9001	YOUNG TRUST							
	6,501.65	0.00	0.00	0.00	775.00	5,726.65	0.00	5,726.65
007 9002	HUGO H. & MABEL B. YOUNG O/S CITIZEN SCHOLAR.							
	12,000.00	0.00	0.00	0.00	11,250.00	750.00	0.00	750.00
007 9004	MILESTONE BENEFITS - STUDENT SCHOLARSHIP FUND							
	2,000.00	0.00	2,000.00	0.00	1,000.00	3,000.00	1,000.00	2,000.00
007 9007	HEATHER DERRENBERGER SCHOLARSHIP-LONG LAKE, IN							
	1,000.00	0.00	0.00	0.00	0.00	1,000.00	500.00	500.00
007 9008	YEAGER SCHOLARSHIP - SPECIAL TRUST							
	1,000.00	0.00	1,000.00	0.00	1,000.00	1,000.00	0.00	1,000.00
007 9010	PEPSI SCHOLARSHIP							
	3,314.00	0.00	0.00	1,000.00	1,000.00	2,314.00	1,500.00	814.00
007 9014	FRATERNAL ORDER OF EAGLES SCHOLARSHIP							
	6,000.00	3,000.00	3,000.00	750.00	2,750.00	6,250.00	2,250.00	4,000.00
007 9015	MEDICAL MUTUAL SCHOLARSHIP							
	1,000.00	0.00	0.00	0.00	1,000.00	0.00	0.00	0.00
007 9813	C.E. BUDD TEACHER'S LOUNGE							
	214.69	0.00	186.61	0.00	0.00	401.30	0.00	401.30

\*\*\* NOTE!! ONLY ACTIVE ACCOUNTS HAVE BEEN SELECTED, TOTALS MAY EXCLUDE AMOUNTS THAT ARE RELATED TO INACTIVE ACCOUNTS.

Date: 05/02/2016  
 Time: 1:54 pm

LOUDONVILLE-PERRYSVILLE EX VI  
 Financial Report by Fund/Fund/SCC

Page: 2  
 (FINSUM)

Fund #	Fund Description	FYTD	MTD	FYTD	Current	Current	Unencumbered	Bank
Begin	MTD	Receipts	Expenditures	Expenditures	Fund	Encumbrances	Fund	Code
Balance	Receipts				Balance		Balance	
007 9814	TEACHERS STUDY LOUNGE-HIGH SCHOOL							
1,418.00	0.00	182.08	59.48	315.82	1,284.26	1,184.18	100.08	
007 9815	PJHS FACULTY LOUNGE FUND							
228.54	0.00	0.00	0.00	0.00	228.54	0.00	228.54	
007 9816	UNCLAIMED FUNDS (STALE-DATED CHECKS)							
3,492.58	0.00	0.00	0.00	0.00	3,492.58	0.00	3,492.58	
TOTAL FOR Fund 007 - SPECIAL TRUST:								
38,169.46	3,000.00	6,368.69	1,809.48	19,090.82	25,447.33	6,434.18	19,013.15	
009 0000	UNIFORM SUPPLIES							
0.00	45.45	704.75	0.00	2,257.72	1,552.97-	0.00	1,552.97-	
TOTAL FOR Fund 009 - UNIFORM SCHOOL SUPPLIES:								
0.00	45.45	704.75	0.00	2,257.72	1,552.97-	0.00	1,552.97-	
014 9021	MOHICAN YOUTH ACADEMY							
313.39	11,657.10	641,866.50	64,238.56	711,228.44	69,048.55-	212,771.04	281,819.59-	
TOTAL FOR Fund 014 - ROTARY-INTERNAL SERVICES:								
313.39	11,657.10	641,866.50	64,238.56	711,228.44	69,048.55-	212,771.04	281,819.59-	
018 9801	PUBLIC SCHOOL SUPPORT FUND-PERRYSVILLE							
9,681.86	48.00	1,817.25	493.00	2,789.48	8,709.63	2,088.59	6,621.04	
018 9802	PUBLIC SCHOOL SUPPORT FUND-MCMULLEN							
13,526.29	281.00	4,133.84	4,016.67-	3,106.60	14,553.53	1,923.80	12,629.73	
018 9803	PUBLIC SCHOOL SUPPORT FUND-BUDD							
1,669.02	1,090.13	3,465.65	748.74	449.67	4,685.00	4,496.25	188.75	
018 9804	PUBLIC SCHOOL SUPPORT FUND-HIGH SCHOOL							
7,183.86	465.00-	3,325.92	520.00-	4,428.64	6,081.14	1,263.29	4,817.85	
TOTAL FOR Fund 018 - PUBLIC SCHOOL SUPPORT:								
32,061.03	954.13	12,742.66	3,294.93-	10,774.39	34,029.30	9,771.93	24,257.37	
019 9203	FIRST PRESBYTERIAN CHURCH: SCHOOL SUPPLIES							
1,237.20	0.00	600.00	50.00	50.00	1,787.20	0.00	1,787.20	
019 9401	HUGO & MABEL YOUNG FOUNDATION: IB SCHOOL FEES							
2,400.00	0.00	0.00	0.00	0.00	2,400.00	0.00	2,400.00	
019 9506	ARCHERY GRANT: FISHER							
500.00	0.00	2,500.00	0.00	3,000.00	0.00	0.00	0.00	

\*\*\* NOTE!! ONLY ACTIVE ACCOUNTS HAVE BEEN SELECTED, TOTALS MAY EXCLUDE AMOUNTS THAT ARE RELATED TO INACTIVE ACCOUNTS.

Date: 05/02/2016  
 Time: 1:54 pm

LOUDONVILLE-PERRYSVILLE EX VI  
 Financial Report by Fund/Fund/SCC

Page: 3  
 (FINSUM)

Fund #	Fund Description	FYTD	MTD	FYTD	Current	Current	Unencumbered	Bank
Begin	MTD	Receipts	Expenditures	Expenditures	Fund	Encumbrances	Fund	Balance
Balance	Receipts				Balance		Balance	Code
019 9507	CHANBER OF COMMERCE: STUDENT NEEDS							
150.00	0.00	0.00	0.00	0.00	150.00	0.00	150.00	
019 9508	MOHICAN AREA COMMUNITY FUND: EXTRA CURRICULAR							
838.00	1,500.00	3,000.00	188.00	495.00	3,343.00	350.00	2,993.00	
019 9509	YOUNG FOUNDATION GRANT: ROBOTICS LAB							
4,051.89	0.00	0.00	0.00	3,862.23	189.66	194.00	4.34-	
019 9601	ACCF GRANT: STONER, C.E. BUDD							
0.00	0.00	2,500.00	0.00	2,500.00	0.00	0.00	0.00	
019 9602	ACCF GRANT: ASHBY LHS							
0.00	0.00	2,015.00	0.00	0.00	2,015.00	0.00	2,015.00	
019 9603	BELIEVE IN OHIO: YOUNGEN							
0.00	0.00	800.00	0.00	0.00	800.00	0.00	800.00	
019 9604	FIRST ENERGY GRANT: GRIBBLE							
0.00	0.00	1,000.00	0.00	927.07	72.93	0.00	72.93	
019 9605	KNIGHTS OF COLUMBUS: COATS FOR KIDS LHS							
0.00	0.00	500.00	0.00	264.17	235.83	235.83	0.00	
019 9702	L-P ENDOWMENT FUND							
0.00	0.00	8,681.00	0.00	1,000.00	7,681.00	0.00	7,681.00	
019 9714	CHILDREN'S HUNGER ALLIANCE FY08							
826.28	0.00	0.00	0.00	273.04	553.24	0.00	553.24	
TOTAL FOR Fund 019 - OTHER GRANT:								
10,003.37	1,500.00	21,596.00	238.00	12,371.51	19,227.86	779.83	18,448.03	
022 9501	OHSAA TOURNAMENT GAME							
0.00	0.00	1,358.00	0.00	1,279.65	78.35	60.00	18.35	
TOTAL FOR Fund 022 - DISTRICT AGENCY:								
0.00	0.00	1,358.00	0.00	1,279.65	78.35	60.00	18.35	
024 0000	EMPLOYEE HEALTH BENEFITS - SELF-INSURANCE							
693,540.12	187,417.06	1,750,037.28	144,587.85	1,780,289.97	663,287.43	2,136.73	661,150.70	
TOTAL FOR Fund 024 - EMPLOYEE BENEFITS SELF INS.:								
693,540.12	187,417.06	1,750,037.28	144,587.85	1,780,289.97	663,287.43	2,136.73	661,150.70	
031 0000	UNDERGROUND STORAGE TANK FUND (BUSTR)							
11,000.00	0.00	0.00	0.00	0.00	11,000.00	0.00	11,000.00	

\*\*\* NOTE!! ONLY ACTIVE ACCOUNTS HAVE BEEN SELECTED, TOTALS MAY EXCLUDE AMOUNTS THAT ARE RELATED TO INACTIVE ACCOUNTS.

Date: 05/02/2016  
 Time: 1:54 pm

LOUDONVILLE-PERRYSVILLE EX VI  
 Financial Report by Fund/Fund/SCC

Page: 4  
 (FINSUM)

Fund #	Fund Description	FYTD Receipts	MTD Expenditures	FYTD Expenditures	Current Fund Balance	Current Encumbrances	Unencumbered Fund Balance	Bank Code
	TOTAL FOR Fund 031 - UNDERGROUND STORAGE TANK FUND							
	11,000.00	0.00	0.00	0.00	11,000.00	0.00	11,000.00	
200 921A	FOREIGN LANGUAGE CLUB							
	423.99	0.00	0.00	0.00	423.99	0.00	423.99	
200 932A	F.C.C.L.A. (F.H.A.)							
	3,026.97	0.00	0.00	500.00-	3,526.97	0.00	3,526.97	
200 933A	F.F.A.							
	493.58	0.00	8,665.65	110.00	11,429.39	2,270.16-	11,612.20	13,882.36-
200 943A	DANCE TEAM							
	54.22	0.00	470.00	0.00	265.17	259.05	0.00	259.05
200 961A	STUDENT COUNCIL							
	200.16	0.00	1,300.15	19.00	1,194.32	305.99	88.00	217.99
200 961B	JR. HIGH STUDENT COUNCIL-PERRYSVILLE							
	306.04	0.00	406.00	0.00	316.81	395.23	0.00	395.23
200 962A	ACADEMIC CHALLENGE							
	12.00	0.00	400.00	0.00	387.68	24.32	0.00	24.32
200 965A	T.I. (TEEN INSTITUTE)							
	82.02	0.00	48.00	17.07	17.07	112.95	15.98	96.97
200 966A	COUNCIL FOR EXCEPTIONAL CHILDREN-C.E.C. CLUB							
	368.00	0.00	4,115.00	0.00	3,451.50	1,031.50	0.00	1,031.50
200 967I	CLASS OF 2014							
	1,052.13	0.00	0.00	0.00	1,052.13	0.00	0.00	0.00
200 967J	CLASS OF 2015							
	2,447.58	0.00	0.00	0.00	2,447.58	0.00	0.00	0.00
200 967K	CLASS OF 2016							
	852.00	70.00	1,015.00	0.00	0.00	1,867.00	1,888.25	21.25-
200 967L	CLASS OF 2017							
	721.00	0.00	238.00	0.00	0.00	959.00	0.00	959.00
200 967M	CLASS OF 2018							
	266.60	7.00	273.00	0.00	0.00	539.60	0.00	539.60
200 967N	CLASS OF 2019							
	0.00	7.00	224.00	0.00	0.00	224.00	0.00	224.00

\*\*\* NOTE!! ONLY ACTIVE ACCOUNTS HAVE BEEN SELECTED, TOTALS MAY EXCLUDE AMOUNTS THAT ARE RELATED TO INACTIVE ACCOUNTS.



Date: 05/02/2016  
 Time: 1:54 pm

LOUDONVILLE-PERRYSVILLE EX VI  
 Financial Report by Fund/Fund/SCC

Page: 5  
 (FINSUM)

Fund #	Fund Description	FYTD Receipts	MTD Expenditures	FYTD Expenditures	Current Fund Balance	Current Encumbrances	Unencumbered Fund Balance	Bank Code	
200 969A	REDBIRD	268.66	0.00	220.00	25.00	57.50	431.16	242.50	188.66
200 971A	HONOR SOCIETY	584.69	0.00	1,625.00	0.00	1,384.33	825.36	0.00	825.36
200 973A	LEO CLUB	1,210.63	0.00	1,799.98	84.75	2,012.88	997.73	548.38	449.35
200 974A	SKI CLUB	464.50	0.00	0.00	0.00	0.00	464.50	0.00	464.50
200 975A	JOB SKILLS GROUP LHS	1,370.59	12.00	726.06	121.74	1,031.30	1,065.35	323.05	742.30
200 976A	LHS PROM FUND	910.52	0.00	602.45	0.00	1,428.47	84.50	1,275.00	1,190.50-
200 977A	LHS ROBOTICS TEAM FUND	0.00	465.00	3,005.98	1,539.82	3,212.10	206.12-	935.08	1,141.20-
TOTAL FOR Fund 200 - STUDENT MANAGED ACTIVITY:		15,115.88	561.00	25,134.27	1,917.38	29,188.23	11,061.92	16,928.44	5,866.52-
300 913A	DRAMA CLUB	4,317.34	0.00	2,050.00	0.00	401.64	5,965.70	0.00	5,965.70
300 940A	MUSIC DEPARTMENT	8,555.87	3,435.00	6,666.00	1,586.00	2,392.06	12,829.81	2,426.75	10,403.06
300 950A	ATHLETIC FUND - HIGH SCHOOL	14,507.59	21,933.75	103,564.58	12,008.81	114,718.22	3,353.95	39,642.13	36,288.18-
300 950B	ATHLETIC FUND - PERRYSVILLE JUNIOR HIGH	10,921.13	2,317.00	14,202.00	2,502.89	18,770.78	6,352.35	3,026.18	3,326.17
300 968A	YEARBOOK FUND HIGH SCHOOL	126.36	450.00	1,857.00	0.00	739.20	1,244.16	0.00	1,244.16
TOTAL FOR Fund 300 - DISTRICT MANAGED ACTIVITY:		38,428.29	28,135.75	128,339.58	16,097.70	137,021.90	29,745.97	45,095.06	15,349.09-
451 9116	ONENET PUBLIC COMMUNICATIONS SUBSIDY - FY16	0.00	0.00	7,200.00	0.00	0.00	7,200.00	0.00	7,200.00
TOTAL FOR Fund 451 - DATA COMMUNICATION FUND:		0.00	0.00	7,200.00	0.00	0.00	7,200.00	0.00	7,200.00

\*\*\* NOTE!! ONLY ACTIVE ACCOUNTS HAVE BEEN SELECTED, TOTALS MAY EXCLUDE AMOUNTS THAT ARE RELATED TO INACTIVE ACCOUNTS.

Date: 05/02/2016  
 Time: 1:54 pm

LOUDONVILLE-PERRYVILLE EX VI  
 Financial Report by Fund/Fund/SCC

Page: 6  
 (FINSUM)

Fund #	Fund Description	FYTD Receipts	MTD Expenditures	FYTD Expenditures	Current Fund Balance	Current Encumbrances	Unencumbered Fund Balance	Bank Code
461 9115	HSTW GRANT FY2015							
	2,907.35	0.00	0.00	2,907.35	0.00	0.00	0.00	
461 9116	HSTW GRANT FY2016							
	0.00	0.00	4,189.05	4,189.05	0.00	500.00	500.00-	
	TOTAL FOR Fund 461 - VOCATIONAL EDUC. ENHANCEMENTS							
	2,907.35	0.00	4,189.05	0.00	7,096.40	500.00	500.00-	
499 9115	PROJECT LEAD THE WAY FY15							
	2.59	0.00	0.00	0.00	2.59	0.00	2.59	
	TOTAL FOR Fund 499 - MISCELLANEOUS STATE GRANT FUN							
	2.59	0.00	0.00	0.00	2.59	0.00	2.59	
516 9115	IDEA-B SPECIAL EDUCATION FY2015							
	2,229.70	0.00	32,599.40	0.00	34,829.10	0.00	0.00	
516 9116	IDEA-B SPECIAL EDUCATION FY2016							
	0.00	18,816.31	141,000.26	26,716.71	167,716.97	26,716.71-	26,716.71-	
	TOTAL FOR Fund 516 - IDEA PART B GRANTS:							
	2,229.70	18,816.31	173,599.66	26,716.71	202,546.07	26,716.71-	26,716.71-	
536 9115	TITLE I SCHOOL IMPROVEMENT GRANT FY15							
	589.28-	0.00	2,011.04	0.00	1,421.76	0.00	0.00	
536 9116	TITLE I SCHOOL IMPROVEMENT GRANT FY16							
	0.00	2,042.07	6,162.45	1,876.38	8,038.83	1,876.38-	8,470.62	10,347.00-
	TOTAL FOR Fund 536 - TITLE I SCHOOL IMPROVEMENT A:							
	589.28-	2,042.07	8,173.49	1,876.38	9,460.59	1,876.38-	8,470.62	10,347.00-
572 9115	TITLE I: FY15							
	1,655.24	0.00	38,317.40	0.00	39,972.64	0.00	0.00	
572 9116	TITLE I: FY16							
	0.00	31,814.66	217,405.18	43,076.99	260,482.17	43,076.99-	20,699.98	63,776.97-
572 9215	TITLE I - D MYA							
	1,175.81	0.00	6,949.95	0.00	8,125.76	0.00	0.00	
572 9216	TITLE I - D MYA FY16							
	0.00	7,370.60	50,370.05	8,702.55	59,072.60	8,702.55-	47,740.97	56,443.52-
	TOTAL FOR Fund 572 - TITLE I DISADVANTAGED CHILDRE							
	2,831.05	39,185.26	313,042.58	51,779.54	367,653.17	51,779.54-	68,440.95	120,220.49-

\*\*\* NOTE!! ONLY ACTIVE ACCOUNTS HAVE BEEN SELECTED, TOTALS MAY EXCLUDE AMOUNTS THAT ARE RELATED TO INACTIVE ACCOUNTS.

Date: 05/02/2016  
 Time: 1:54 pm

LOUDONVILLE-PERRYSVILLE EX VI  
 Financial Report by Fund/Fund/SCC

Fund #	Fund Description	FYTD	MTD	FYTD	Current	Current	Unencumbered	Bank
Begin	Balance	Receipts	Expenditures	Expenditures	Fund Balance	Encumbrances	Fund Balance	Code
590 9115	TITLE II-A: IMPROVING TEACH. QUALITY - FY15							
	815.39	0.00	6,377.15	0.00	7,192.54	0.00	0.00	0.00
590 9116	TITLE II-A: IMPROVING TEACH. QUALITY - FY16							
	0.00	3,642.15	27,362.65	5,160.19	32,522.84	5,160.19-	0.00	5,160.19-
	TOTAL FOR Fund 590 - IMPROVING TEACHER QUALITY:							
	815.39	3,642.15	33,739.80	5,160.19	39,715.38	5,160.19-	0.00	5,160.19-
599 9115	TITLE VI-B RURAL & LOW INCOME FY15							
	1,133.12	0.00	1,133.12-	0.00	0.00	0.00	0.00	0.00
599 9116	TITLE VI-B RURAL & LOW INCOME FY16							
	0.00	527.53	3,989.94	981.26	4,971.20	981.26-	13,801.32	14,782.58-
	TOTAL FOR Fund 599 - MISCELLANEOUS FED. GRANT FUND							
	1,133.12	527.53	2,856.82	981.26	4,971.20	981.26-	13,801.32	14,782.58-
	GRAND TOTALS:							
	4,192,408.55	3,127,558.73	15,964,288.39	1,580,997.82	14,299,960.38	5,856,736.56	1,081,053.27	4,775,683.29

\*\*\* NOTE!! ONLY ACTIVE ACCOUNTS HAVE BEEN SELECTED, TOTALS MAY EXCLUDE AMOUNTS THAT ARE RELATED TO INACTIVE ACCOUNTS.

Date: 05/02/16  
 Time: 1:52 pm

LOUDONVILLE-PERRYSVILLE EX VI  
 Revenue Account Summary  
 SORTED BY FUND-SCC

Page: 1  
 (REVSUM)

Account Number FND RCPT SCC SUBJ OU	Description	FYTD Receivable	FYTD Actual Receipts	MTD Actual Receipts	YTD Actual Receipts	FYTD Balance Receivable	FYTD Percent Received
001 1111 0000 000000 000	REAL ESTATE TAX - ASHLAND COUNTY 2,864,263.00	2,864,263.00	2,864,278.26	1,244,659.17	1,924,659.17	15.26-	100.00
001 1122 0000 000000 000	PERSONAL PROPERTY TAX - ASHLAND CO. 706,329.00	706,329.00	715,857.77	383,769.17	383,769.17	9,528.77-	101.35
001 1130 0000 000000 000	SCHOOL DISTRICT INCOME TAX 1,747,747.00	1,747,747.00	1,774,266.36	423,035.34	779,336.07	26,519.36-	101.52
001 1190 0000 000000 000	MOBILE HOME TAX - ASHLAND 15,000.00	15,000.00	13,516.53	6,532.30	6,532.30	1,483.47	90.11
001 1221 0000 000000 000	TUITION - RECEIVED FROM OTHER DISTRICTS 20,000.00	20,000.00	10,823.29	0.00	6,624.01	9,176.71	54.12
001 1223 0000 000000 000	SPECIAL EDUCATION TUITION, EXCESS COSTS 15,000.00	15,000.00	3,121.66	3,121.66	3,121.66	11,878.34	20.81
001 1227 0000 000000 000	OPEN ENROLLMENT - RECEIVED FROM OTHER DIST. 422,957.00	422,957.00	353,678.17	37,049.32	147,194.27	69,278.83	83.62
001 1390 0000 000000 000	TRANSPORTATION FEES 3,000.00	3,000.00	3,103.57	180.00	180.00	103.57-	103.45
001 1410 0000 000000 000	INTEREST 17,000.00	17,000.00	9,205.93	532.85	1,385.55	7,794.07	54.15
001 1810 0000 000000 000	BUILDING & EQUIPMENTAL RENTAL 100.00	100.00	243.07	0.00	243.07	143.07-	243.07
001 1933 0000 000000 000	SALE OF PROPERTY 1,000.00	1,000.00	320.40	75.40	320.40	679.60	32.04
001 3110 0000 000000 000	SCHOOL FOUNDATION PROGRAM 3,036,876.00	3,036,876.00	2,491,955.84	235,675.63	964,677.02	544,920.16	82.06
001 3110 0000 000000 201	SCH. FOUND-SPECIAL ED WEIGHTED AID 505,579.00	505,579.00	442,246.42	43,939.77	182,743.31	63,332.58	87.47
001 3110 0000 000000 202	SCH. FOUNDATION - K-3 LITERACY 65,631.00	65,631.00	53,413.55	4,951.88	20,545.89	12,217.45	81.38
001 3110 0000 000000 203	SCH. FOUNDATION - CAPACITY AID 189,707.00	189,707.00	158,406.95	15,638.32	62,747.07	31,300.05	83.50
001 3110 0000 000000 204	PUPIL TRANSPORTATION 438,135.00	438,135.00	300,772.39	25,695.43	99,966.74	137,362.61	68.65

\*\*\* NOTE!! ONLY ACTIVE ACCOUNTS HAVE BEEN SELECTED, TOTALS MAY EXCLUDE AMOUNTS THAT ARE RELATED TO INACTIVE ACCOUNTS. \*\*\*

Date: 05/02/16  
 Time: 1:52 pm

LOUDONVILLE-PERRYSVILLE EX VI  
 Revenue Account Summary  
 SORTED BY FUND-SCC

Account Number FND RCPT SCC SUBJ OU	Description	FYTD Receivable	FYTD Actual Receipts	MTD Actual Receipts	YTD Actual Receipts	FYTD Balance Receivable	FYTD Percent Received
001 3110 0000 000000 205	SCHOOL FOUNDATION - LEP	3,178.00	1,911.58	41.90-	293.58	1,266.42	60.15
001 3110 0000 000000 206	SCH.FOUNDATION - TARGETED ASSISTANCE	831,264.00	654,625.08	60,714.45	250,850.56	176,638.92	78.75
001 3110 0000 000000 207	SPECIAL ED. TRANSPORTATION-SCHOOL FOUNDATION	18,020.00	15,135.65	1,512.06	6,125.43	2,884.35	83.99
001 3110 0000 000000 208	SCH. FOUNDATION - THIRD GRADE READING BONUS	16,099.00	13,505.97	0.00	13,505.97	2,593.03	83.89
001 3110 0000 000000 209	SCH.FOUNDATION - GIFTED SUPPLEMENT	60,836.00	49,963.37	4,785.16	19,505.49	10,872.63	82.13
001 3110 0000 000000 210	SCH. FOUNDATION - GRADUATION BONUS	14,279.00	14,908.04	0.00	14,908.04	629.04-	104.41
001 3110 0000 000000 211	SCHOOL FOUNDATION - PRESCHOOL	122,997.00	103,039.20	10,210.14	41,151.81	19,957.80	83.77
001 3131 0000 000000 000	10% AND 2.5% ROLLBACK	430,000.00	257,901.00	29,591.12	39,678.49	172,099.00	59.98
001 3132 0000 000000 000	HOMESTEAD EXEMPTION	169,391.05	91,435.89	6,352.02	9,498.88	77,955.16	53.98
001 3135 0000 000000 000	TPP TAX REPLACEMENT FUNDS	87,997.95	43,998.98	0.00	0.00	43,998.97	50.00
001 3190 0000 000000 000	CASINO REVENUE	55,000.00	60,021.47	0.00	28,728.15	5,021.47-	109.13
001 3211 0000 000000 000	SCH. FOUNDATION - ECONOMICALLY DISADVANTAGED	152,204.00	99,587.89	951.48-	25,623.17	52,616.11	65.43
001 3219 0000 000000 000	SCHOOL FOUNDATION CAREER TECH & CATASTROPHIC	61,606.00	45,108.90	4,510.89	22,020.17	16,497.10	73.22
001 4220 0000 000000 000	RESTRICTED-GRANT-FEDERAL THRU STATE-CAFS-MED	30,000.00	64,536.65	0.00	47,550.31	34,536.65-	215.12
001 5220 0000 000000 000	RETURN OF ADVANCE	74,569.46	74,569.46	0.00	0.00	0.00	100.00
001 5300 0000 000000 000	REFUND-PRIOR YEAR EXP.	5,000.00	2,423.52	0.00	0.00	2,576.48	48.47

\*\*\* NOTE!! ONLY ACTIVE ACCOUNTS HAVE BEEN SELECTED, TOTALS MAY EXCLUDE AMOUNTS THAT ARE RELATED TO INACTIVE ACCOUNTS. \*\*\*

Date: 05/02/16  
 Time: 1:52 pm

LOUDONVILLE-PERRYSVILLE EX VI  
 Revenue Account Summary  
 SORTED BY FUND-SCC

Page: 3  
 (REVSUM)

Account Number FND RCPT SCC SUBJ OU	Description	FYTD Receivable	FYTD Actual Receipts	MTD Actual Receipts	YTD Actual Receipts	FYTD Balance Receivable	FYTD Percent Received
001 1740 0001 000000 000	CLASSROOM FEES - MC MULLEN ELEMENTARY	5,200.00	5,025.00	240.00	735.00	175.00	96.63
001 1890 0001 000000 000	OTHER LOCAL SOURCES - MISC.	22,000.00	11,332.27	2,010.34	4,910.50	10,667.73	51.51
001 1890 0001 000000 021	OTHER LOCAL SOURCES - MYA RESIDENT DISTRICTS	20,000.00	18,608.50	347.90	7,941.21	1,391.50	93.04
001 1111 0002 000000 000	REAL ESTATE TAXES - HOLMES	584,000.00	610,385.33	0.00	362,500.72	26,385.33-	104.52
001 1122 0002 000000 000	PERSONAL PROPERTY TAX - HOLMES	58,000.00	61,096.92	0.00	34,392.22	3,096.92-	105.34
001 1190 0002 000000 000	MOBILE HOME TAX - HOLMES	3,500.00	4,065.87	0.00	2,254.01	565.87-	116.17
001 1740 0002 000000 000	CLASSROOM FEES - BUDD ELEMENTARY	3,450.00	3,095.00	140.00	935.00	355.00	89.71
001 1111 0003 000000 000	REAL ESTATE TAXES - KNOX	150,000.00	169,150.85	606.38	90,795.72	19,150.85-	112.77
001 1122 0003 000000 000	PERSONAL PROPERTY TAX - KNOX	27,000.00	30,115.97	0.00	16,247.57	3,115.97-	111.54
001 1190 0003 000000 000	MOBILE HOME TAX - KNOX	950.00	918.07	0.00	324.77	31.93	96.64
001 1740 0003 000000 000	CLASSROOM FEES - PERRYSVILLE JR. HIGH	2,800.00	2,620.00	90.00	660.00	180.00	93.57
001 1111 0004 000000 000	REAL ESTATE TAXES - RICHLAND	138,000.00	147,089.79	89,609.48	89,609.48	9,089.79-	106.59
001 1122 0004 000000 000	PERSONAL PROPERTY TAX - RICHLAND	42,000.00	45,031.57	24,107.63	24,107.63	3,031.57-	107.22
001 1740 0004 000000 000	CLASSROOM FEES - HIGH SCHOOL	9,900.00	5,572.61	276.00	2,764.00	4,327.39	56.29
*****TOTAL FOR FUND-SCC 001 0000 (GENERAL):							
Ex Tr/Ad		13,172,996.00	11,827,421.10	2,658,966.43	5,741,663.58	1,345,574.90	89.79
In Tr/Ad		13,247,565.46	11,901,990.56	2,658,966.43	5,741,663.58	1,345,574.90	89.84

\*\*\* NOTE!! ONLY ACTIVE ACCOUNTS HAVE BEEN SELECTED, TOTALS MAY EXCLUDE AMOUNTS THAT ARE RELATED TO INACTIVE ACCOUNTS. \*\*\*

Date: 05/02/16  
 Time: 1:52 pm

LOUDONVILLE-PERRYSVILLE EX VI  
 Revenue Account Summary  
 SORTED BY FUND-SCC

Page: 4  
 (REVSUM)

Account Number FND RCPT SCC SUBJ OU	Description	FYTD Receivable	FYTD Actual Receipts	MTD Actual Receipts	YTD Actual Receipts	FYTD Balance Receivable	FYTD Percent Received
001 1111 9992 000000 000	REAL ESTATE TAX - ASHLAND	325,000.00	345,000.00	0.00	20,000.00	20,000.00-	106.15
*****TOTAL FOR FUND-SCC 001 9992 (CAPITAL/MAINTENANCE - SET-ASIDE):							
Ex Tr/Ad		325,000.00	345,000.00	0.00	20,000.00	20,000.00-	106.15
In Tr/Ad		325,000.00	345,000.00	0.00	20,000.00	20,000.00-	106.15
=====							
003 1111 0000 000000 000	PERMANENT IMPROVEMENT - R.E.	217,960.00	216,792.43	104,233.85	128,844.35	1,167.57	99.46
003 1122 0000 000000 000	PERMANENT IMPROVEMENT - PERSONAL PROPERTY	32,840.00	32,733.34	15,970.13	17,322.82	106.66	99.68
003 1190 0000 000000 000	PERMANENT IMPROVEMENT - MOBILE HOME TAX	1,100.00	961.76	292.09	411.36	138.24	87.43
003 1933 0000 000000 000	SALE OF PROPERTY	0.00	1.00	0.00	0.00	1.00-	0.00
003 3132 0000 000000 000	HOMESTEAD EXEMPTION	100.00	4,749.14	341.92	490.42	4,649.14-	0.00
003 3135 0000 000000 000	TPP FIXED RATE PAYMENT PI FUND	0.00	2,081.75	0.00	0.00	2,081.75-	0.00
*****TOTAL FOR FUND-SCC 003 0000 (PERMANENT IMPROVEMENT):							
Ex Tr/Ad		252,000.00	257,319.42	120,837.99	147,068.95	5,319.42-	102.11
In Tr/Ad		252,000.00	257,319.42	120,837.99	147,068.95	5,319.42-	102.11
=====							
006 1511 0000 000000 000	STUDENT - SALE OF BREAKFAST	9,275.00	4,941.55	753.55	2,682.70	4,333.45	53.28
006 1512 0000 000000 000	STUDENTS - SALE OF TYPE A LUNCHES	143,228.00	118,950.97	14,154.27	57,034.32	24,277.03	83.05
006 1513 0000 000000 000	STUDENTS - SALE OF ALA-CARTE	43,959.00	37,687.64	5,118.98	18,465.41	6,271.36	85.73
006 1514 0000 000000 000	STUDENTS - SALE OF MILK	1,650.00	1,520.00	183.00	705.50	130.00	92.12
006 1523 0000 000000 000	ADULT - SALE OF ALA CARTE	8,654.00	5,605.15	763.90	2,723.10	3,048.85	64.77

\*\*\* NOTE!! ONLY ACTIVE ACCOUNTS HAVE BEEN SELECTED, TOTALS MAY EXCLUDE AMOUNTS THAT ARE RELATED TO INACTIVE ACCOUNTS. \*\*\*

Date: 05/02/16  
 Time: 1:52 pm

LOUDONVILLE-PERRYSVILLE EX VI  
 Revenue Account Summary  
 SORTED BY FUND-SCC

Page: 5  
 (REVSUM)

Account Number FND RCPT SCC SUBJ OU	Description	FYTD Receivable	FYTD Actual Receipts	MTD Actual Receipts	YTD Actual Receipts	FYTD Balance Receivable	FYTD Percent Received
006 1890 0000 000000 000	MISCELLANEOUS - LUNCHESES -HEAD START-KNO-HO-CO	576.00	48.72	0.00	48.72	527.28	8.46
006 3213 0000 000000 000	STATE RECEIPTS	5,455.00	5,012.73	4,580.61	4,580.61	442.27	91.89
006 3219 0000 000000 000	SCHOOL BREAKFAST GRANT	173.00	0.00	0.00	0.00	173.00	0.00
006 4120 0000 000000 000	FEDERAL LUNCH REIMBURSEMENT	206,458.00	131,722.04	20,770.85	78,607.55	74,735.96	63.80
006 4139 0000 000000 000	FEDERAL BREAKFAST REIMBURSEMENT	40,354.00	23,540.48	3,945.34	14,704.04	16,813.52	58.33
006 5300 0000 000000 000	FOOD SERVICE REFND OF PRIOR YEAR EXPENDITUR	13,147.00	0.00	0.00	0.00	13,147.00	0.00
*****TOTAL FOR FUND-SCC 006 0000 (FOOD SERVICES):							
Ex Tr/Ad		472,929.00	329,029.28	50,270.50	179,551.95	143,899.72	69.57
In Tr/Ad		472,929.00	329,029.28	50,270.50	179,551.95	143,899.72	69.57
=====							
007 1890 9001 000000 000	SPECIAL TRUST - 007 YOUNG TRUST	3,000.00	0.00	0.00	0.00	3,000.00	0.00
*****TOTAL FOR FUND-SCC 007 9001 (YOUNG TRUST):							
Ex Tr/Ad		3,000.00	0.00	0.00	0.00	3,000.00	0.00
In Tr/Ad		3,000.00	0.00	0.00	0.00	3,000.00	0.00
=====							
007 1890 9002 000000 000	HUGO H. &MABLE B.YOUNG O/S CITIZEN SCHOLARSH	12,000.00	0.00	0.00	0.00	12,000.00	0.00
*****TOTAL FOR FUND-SCC 007 9002 (HUGO H. & MABEL B. YOUNG O/S CITIZEN SCHOLAR.):							
Ex Tr/Ad		12,000.00	0.00	0.00	0.00	12,000.00	0.00
In Tr/Ad		12,000.00	0.00	0.00	0.00	12,000.00	0.00
=====							
007 1890 9004 000000 000	MILESTONE BENEFITS-STUDENT SCHOLARSHIP FUND	2,000.00	2,000.00	0.00	2,000.00	0.00	100.00

\*\*\* NOTE!! ONLY ACTIVE ACCOUNTS HAVE BEEN SELECTED, TOTALS MAY EXCLUDE AMOUNTS THAT ARE RELATED TO INACTIVE ACCOUNTS. \*\*\*



LOUDONVILLE-PERRYVILLE EX VI  
 Revenue Account Summary  
 SORTED BY FUND-SCC

Account Number FND RCPT SCC SUBJ OU	Description	FYTD Receivable	FYTD Actual Receipts	MTD Actual Receipts	YTD Actual Receipts	FYTD Balance Receivable	FYTD Percent Received
*****TOTAL FOR FUND-SCC 007 9004 (MILESTONE BENEFITS - STUDENT SCHOLARSHIP FUND):							
Ex Tr/Ad		2,000.00	2,000.00	0.00	2,000.00	0.00	100.00
In Tr/Ad		2,000.00	2,000.00	0.00	2,000.00	0.00	100.00
=====							
007 1890 9008 000000 000	YEAGER SCHOLARSHIP - SPECIAL TRUST	1,000.00	1,000.00	0.00	1,000.00	0.00	100.00
*****TOTAL FOR FUND-SCC 007 9008 (YEAGER SCHOLARSHIP - SPECIAL TRUST):							
Ex Tr/Ad		1,000.00	1,000.00	0.00	1,000.00	0.00	100.00
In Tr/Ad		1,000.00	1,000.00	0.00	1,000.00	0.00	100.00
=====							
007 1890 9014 000000 004	FRATERNAL ORDER OF EAGLES SCHOLARSHIP	3,000.00	3,000.00	3,000.00	3,000.00	0.00	100.00
*****TOTAL FOR FUND-SCC 007 9014 (FRATERNAL ORDER OF EAGLES SCHOLARSHIP):							
Ex Tr/Ad		3,000.00	3,000.00	3,000.00	3,000.00	0.00	100.00
In Tr/Ad		3,000.00	3,000.00	3,000.00	3,000.00	0.00	100.00
=====							
007 1890 9015 000000 004	MEDICAL MUTUAL SCHOLARSHIP PROCEEDS	500.00	0.00	0.00	0.00	500.00	0.00
*****TOTAL FOR FUND-SCC 007 9015 (MEDICAL MUTUAL SCHOLARSHIP):							
Ex Tr/Ad		500.00	0.00	0.00	0.00	500.00	0.00
In Tr/Ad		500.00	0.00	0.00	0.00	500.00	0.00
=====							
007 1890 9813 000000 002	TEACHERS STUDY LOUNGE-BUDD	300.00	186.61	0.00	0.00	113.39	62.20
*****TOTAL FOR FUND-SCC 007 9813 (C.E. BUDD TEACHER'S LOUNGE):							
Ex Tr/Ad		300.00	186.61	0.00	0.00	113.39	62.20
In Tr/Ad		300.00	186.61	0.00	0.00	113.39	62.20
=====							
007 1890 9814 000000 004	TEACHERS STUDY LOUNGE-HIGH SCHOOL	500.00	182.08	0.00	74.34	317.92	36.42

\*\*\* NOTE!! ONLY ACTIVE ACCOUNTS HAVE BEEN SELECTED, TOTALS MAY EXCLUDE AMOUNTS THAT ARE RELATED TO INACTIVE ACCOUNTS. \*\*\*

LOUDONVILLE-PERRYSVILLE EX VI  
 Revenue Account Summary  
 SORTED BY FUND-SCC

Account Number FND RCPT SCC SUBJ OU	Description	FYTD Receivable	FYTD Actual Receipts	MTD Actual Receipts	YTD Actual Receipts	FYTD Balance Receivable	FYTD Percent Received
*****TOTAL FOR FUND-SCC 007 9814 (TEACHERS STUDY LOUNGE-HIGH SCHOOL):							
Ex Tr/Ad		500.00	182.08	0.00	74.34	317.92	36.42
In Tr/Ad		500.00	182.08	0.00	74.34	317.92	36.42
=====							
009 1710 0000 000000 000	SALE OF SUPPLIES	4,000.00	704.75	45.45	408.65	3,295.25	17.62
*****TOTAL FOR FUND-SCC 009 0000 (UNIFORM SUPPLIES):							
Ex Tr/Ad		4,000.00	704.75	45.45	408.65	3,295.25	17.62
In Tr/Ad		4,000.00	704.75	45.45	408.65	3,295.25	17.62
=====							
014 1229 9021 000000 021	MYA TUITION	938,000.00	641,866.50	11,657.10	268,600.79	296,133.50	68.43
*****TOTAL FOR FUND-SCC 014 9021 (MOHICAN YOUTH ACADEMY):							
Ex Tr/Ad		938,000.00	641,866.50	11,657.10	268,600.79	296,133.50	68.43
In Tr/Ad		938,000.00	641,866.50	11,657.10	268,600.79	296,133.50	68.43
=====							
018 1626 9801 000000 003	ADMISSIONS-PERRYSVILLE	500.00	1,817.25	48.00	336.00	1,317.25-	363.45
*****TOTAL FOR FUND-SCC 018 9801 (PUBLIC SCHOOL SUPPORT FUND-PERRYSVILLE):							
Ex Tr/Ad		500.00	1,817.25	48.00	336.00	1,317.25-	363.45
In Tr/Ad		500.00	1,817.25	48.00	336.00	1,317.25-	363.45
=====							
018 1626 9802 000000 001	ADMISSIONS-MCMULLEN	4,600.00	4,133.84	281.00	3,121.92	466.16	89.87
*****TOTAL FOR FUND-SCC 018 9802 (PUBLIC SCHOOL SUPPORT FUND-MCMULLEN):							
Ex Tr/Ad		4,600.00	4,133.84	281.00	3,121.92	466.16	89.87
In Tr/Ad		4,600.00	4,133.84	281.00	3,121.92	466.16	89.87
=====							
018 1626 9803 000000 002	ADMISSIONS-BUDD	2,808.47	3,465.65	1,090.13	2,686.27	657.18-	123.40
018 1626 9803 000000 602	MOHICAN OUT-DOOR-SCHOOL - C.E.BUDD	1,946.00	0.00	0.00	0.00	1,946.00	0.00

\*\*\* NOTE!! ONLY ACTIVE ACCOUNTS HAVE BEEN SELECTED, TOTALS MAY EXCLUDE AMOUNTS THAT ARE RELATED TO INACTIVE ACCOUNTS. \*\*\*

Date: 05/02/16  
 Time: 1:52 pm

LOUDONVILLE-PERRYSVILLE EX VI  
 Revenue Account Summary  
 SORTED BY FUND-SCC

Page: 8  
 (REVSUM)

Account Number FND RCPT SCC SUBJ OU	Description	FYTD Receivable	FYTD Actual Receipts	MTD Actual Receipts	YTD Actual Receipts	FYTD Balance Receivable	FYTD Percent Received
*****TOTAL FOR FUND-SCC 018 9803 (PUBLIC SCHOOL SUPPORT FUND-BUDD):							
Ex Tr/Ad		4,754.47	3,465.65	1,090.13	2,686.27	1,288.82	72.89
In Tr/Ad		4,754.47	3,465.65	1,090.13	2,686.27	1,288.82	72.89
=====							
018 1626 9804 000000 004	SALES - HIGH SCHOOL	500.00	3,325.92	465.00-	1,764.66	2,825.92-	665.18
*****TOTAL FOR FUND-SCC 018 9804 (PUBLIC SCHOOL SUPPORT FUND-HIGH SCHOOL):							
Ex Tr/Ad		500.00	3,325.92	465.00-	1,764.66	2,825.92-	665.18
In Tr/Ad		500.00	3,325.92	465.00-	1,764.66	2,825.92-	665.18
=====							
019 1820 9203 000000 000	FIRST PRESBYTERIAN CHURCH: SCHOOL SUP DONATE	500.00	600.00	0.00	0.00	100.00-	120.00
*****TOTAL FOR FUND-SCC 019 9203 (FIRST PRESBYTERIAN CHURCH: SCHOOL SUPPLIES):							
Ex Tr/Ad		500.00	600.00	0.00	0.00	100.00-	120.00
In Tr/Ad		500.00	600.00	0.00	0.00	100.00-	120.00
=====							
019 1820 9401 000000 004	HUGO & MABEL YOUNG: IB SCHOOL FEES	2,400.00	0.00	0.00	0.00	2,400.00	0.00
*****TOTAL FOR FUND-SCC 019 9401 (HUGO & MABEL YOUNG FOUNDATION: IB SCHOOL FEES):							
Ex Tr/Ad		2,400.00	0.00	0.00	0.00	2,400.00	0.00
In Tr/Ad		2,400.00	0.00	0.00	0.00	2,400.00	0.00
=====							
019 1820 9506 000000 000	ARCHERY GRANT	3,000.00	2,500.00	0.00	0.00	500.00	83.33
*****TOTAL FOR FUND-SCC 019 9506 (ARCHERY GRANT: FISHER):							
Ex Tr/Ad		3,000.00	2,500.00	0.00	0.00	500.00	83.33
In Tr/Ad		3,000.00	2,500.00	0.00	0.00	500.00	83.33
=====							
019 1820 9508 000000 000	MOHICAN AREA COMM FUND: EXTRA CURRICULARS	1,500.00	3,000.00	1,500.00	1,500.00	1,500.00-	200.00

\*\*\* NOTE!! ONLY ACTIVE ACCOUNTS HAVE BEEN SELECTED, TOTALS MAY EXCLUDE AMOUNTS THAT ARE RELATED TO INACTIVE ACCOUNTS. \*\*\*

LOUDONVILLE-PERRYSVILLE EX VI  
 Revenue Account Summary  
 SORTED BY FUND-SCC

Account Number FND RCPT SCC SUBJ OU	Description	FYTD Receivable	FYTD Actual Receipts	MTD Actual Receipts	YTD Actual Receipts	FYTD Balance Receivable	FYTD Percent Received
*****TOTAL FOR FUND-SCC 019 9508 (MOHICAN AREA COMMUNITY FUND: EXTRA CURRICULAR):							
Ex Tr/Ad		1,500.00	3,000.00	1,500.00	1,500.00	1,500.00-	200.00
In Tr/Ad		1,500.00	3,000.00	1,500.00	1,500.00	1,500.00-	200.00
=====							
019 1820 9601 000000 002	ACCF GRANT: LITTLE BITS	2,500.00	2,500.00	0.00	0.00	0.00	100.00
*****TOTAL FOR FUND-SCC 019 9601 (ACCF GRANT: STONER, C.E. BUDD):							
Ex Tr/Ad		2,500.00	2,500.00	0.00	0.00	0.00	100.00
In Tr/Ad		2,500.00	2,500.00	0.00	0.00	0.00	100.00
=====							
019 1820 9602 000000 004	ACCF GRANT: ASHBY LHS	2,015.00	2,015.00	0.00	0.00	0.00	100.00
*****TOTAL FOR FUND-SCC 019 9602 (ACCF GRANT: ASHBY LHS):							
Ex Tr/Ad		2,015.00	2,015.00	0.00	0.00	0.00	100.00
In Tr/Ad		2,015.00	2,015.00	0.00	0.00	0.00	100.00
=====							
019 1820 9603 000000 004	BELIEVE IN OHIO: YOUNGEN	0.00	800.00	0.00	0.00	800.00-	0.00
*****TOTAL FOR FUND-SCC 019 9603 (BELIEVE IN OHIO: YOUNGEN):							
Ex Tr/Ad		0.00	800.00	0.00	0.00	800.00-	0.00
In Tr/Ad		0.00	800.00	0.00	0.00	800.00-	0.00
=====							
019 1820 9604 000000 002	FIRST ENERGY GRANT: GRIBBLE	1,000.00	1,000.00	0.00	0.00	0.00	100.00
*****TOTAL FOR FUND-SCC 019 9604 (FIRST ENERGY GRANT: GRIBBLE):							
Ex Tr/Ad		1,000.00	1,000.00	0.00	0.00	0.00	100.00
In Tr/Ad		1,000.00	1,000.00	0.00	0.00	0.00	100.00
=====							
019 1820 9605 000000 004	KNIGHTS OF COLUMBUS: COATS FOR KIDS LHS	500.00	500.00	0.00	0.00	0.00	100.00

LOUDONVILLE-PERRYSVILLE EX VI  
Revenue Account Summary  
SORTED BY FUND-SCC

Account Number FND RCPT SCC SUBJ OU	Description	FYTD Receivable	FYTD Actual Receipts	MTD Actual Receipts	YTD Actual Receipts	FYTD Balance Receivable	FYTD Percent Received
*****TOTAL FOR FUND-SCC 019 9605 (KNIGHTS OF COLUMBUS: COATS FOR KIDS LHS):							
Ex Tr/Ad		500.00	500.00	0.00	0.00	0.00	100.00
In Tr/Ad		500.00	500.00	0.00	0.00	0.00	100.00
=====							
019 1820 9702 000000 000	L-P FOUNDATION	0.00	8,681.00	0.00	0.00	8,681.00-	0.00
*****TOTAL FOR FUND-SCC 019 9702 (L-P ENDOWMENT FUND):							
Ex Tr/Ad		0.00	8,681.00	0.00	0.00	8,681.00-	0.00
In Tr/Ad		0.00	8,681.00	0.00	0.00	8,681.00-	0.00
=====							
022 1625 9501 000000 890	OHSAA SOCCER TOURNAMENT REVENUE	1,358.00	1,358.00	0.00	0.00	0.00	100.00
*****TOTAL FOR FUND-SCC 022 9501 (OHSAA TOURNAMENT GAME):							
Ex Tr/Ad		1,358.00	1,358.00	0.00	0.00	0.00	100.00
In Tr/Ad		1,358.00	1,358.00	0.00	0.00	0.00	100.00
=====							
024 1872 0000 000000 000	EMPLOYEE HEALTH BENEFITS - SELF INSURANCE	2,300,000.00	1,750,037.28	187,417.06	750,984.95	549,962.72	76.09
*****TOTAL FOR FUND-SCC 024 0000 (EMPLOYEE HEALTH BENEFITS - SELF-INSURANCE):							
Ex Tr/Ad		2,300,000.00	1,750,037.28	187,417.06	750,984.95	549,962.72	76.09
In Tr/Ad		2,300,000.00	1,750,037.28	187,417.06	750,984.95	549,962.72	76.09
=====							
200 1632 921A 000000 004	FOREIGN LANGUAGE - DUES / FEES	100.00	0.00	0.00	0.00	100.00	0.00
*****TOTAL FOR FUND-SCC 200 921A (FOREIGN LANGUAGE CLUB):							
Ex Tr/Ad		100.00	0.00	0.00	0.00	100.00	0.00
In Tr/Ad		100.00	0.00	0.00	0.00	100.00	0.00
=====							
200 1623 933A 000000 004	F.F.A. - SALES	33,230.00	8,355.65	0.00	1,790.00	24,874.35	25.14
200 1633 933A 000000 004	F.F.A. - DUES AND FEES	1,000.00	310.00	0.00	60.00	690.00	31.00

\*\*\* NOTE!! ONLY ACTIVE ACCOUNTS HAVE BEEN SELECTED, TOTALS MAY EXCLUDE AMOUNTS THAT ARE RELATED TO INACTIVE ACCOUNTS. \*\*\*

Date: 05/02/16  
 Time: 1:52 pm

LOUDONVILLE-PERRYSVILLE EX VI  
 Revenue Account Summary  
 SORTED BY FUND-SCC

Page: 11  
 (REVSUM)

Account Number FND RCPT SCC SUBJ OU	Description	FYTD Receivable	FYTD Actual Receipts	MTD Actual Receipts	YTD Actual Receipts	FYTD Balance Receivable	FYTD Percent Received
*****TOTAL FOR FUND-SCC 200 933A (F.F.A.):							
Ex Tr/Ad		34,230.00	8,665.65	0.00	1,850.00	25,564.35	25.32
In Tr/Ad		34,230.00	8,665.65	0.00	1,850.00	25,564.35	25.32
=====							
200 1625 943A 000000 004	DANCE TEAM - SALES	400.00	470.00	0.00	200.00	70.00-	117.50
*****TOTAL FOR FUND-SCC 200 943A (DANCE TEAM):							
Ex Tr/Ad		400.00	470.00	0.00	200.00	70.00-	117.50
In Tr/Ad		400.00	470.00	0.00	200.00	70.00-	117.50
=====							
200 1616 961A 000000 004	STUDENT COUNCIL - ADMISSIONS	450.00	0.00	0.00	0.00	450.00	0.00
200 1626 961A 000000 004	STUDENT COUNCIL - SALES	0.00	1,300.15	0.00	380.00	1,300.15-	0.00
*****TOTAL FOR FUND-SCC 200 961A (STUDENT COUNCIL):							
Ex Tr/Ad		450.00	1,300.15	0.00	380.00	850.15-	288.92
In Tr/Ad		450.00	1,300.15	0.00	380.00	850.15-	288.92
=====							
200 1626 961B 000000 003	P.V. JR. HIGH STUDENT COUNCIL - SALES	1,000.00	406.00	0.00	0.00	594.00	40.60
*****TOTAL FOR FUND-SCC 200 961B (JR. HIGH STUDENT COUNCIL-PERRYSVILLE):							
Ex Tr/Ad		1,000.00	406.00	0.00	0.00	594.00	40.60
In Tr/Ad		1,000.00	406.00	0.00	0.00	594.00	40.60
=====							
200 1626 962A 000000 004	ACADEMIC CHALLENGE - SALES	400.00	400.00	0.00	0.00	0.00	100.00
*****TOTAL FOR FUND-SCC 200 962A (ACADEMIC CHALLENGE):							
Ex Tr/Ad		400.00	400.00	0.00	0.00	0.00	100.00
In Tr/Ad		400.00	400.00	0.00	0.00	0.00	100.00
=====							
200 1626 965A 000000 004	T.I. (TEEN INSTITUTE) - SALES	100.00	48.00	0.00	48.00	52.00	48.00

\*\*\* NOTE!! ONLY ACTIVE ACCOUNTS HAVE BEEN SELECTED, TOTALS MAY EXCLUDE AMOUNTS THAT ARE RELATED TO INACTIVE ACCOUNTS. \*\*\*

LOUDONVILLE-PERRYSVILLE EX VI  
 Revenue Account Summary  
 SORTED BY FUND-SCC

Account Number FND RCPT SCC SUBJ OU	Description	FYTD Receivable	FYTD Actual Receipts	MTD Actual Receipts	YTD Actual Receipts	FYTD Balance Receivable	FYTD Percent Received
*****TOTAL FOR FUND-SCC 200 965A (T.I.):							
Ex Tr/Ad		100.00	48.00	0.00	48.00	52.00	48.00
In Tr/Ad		100.00	48.00	0.00	48.00	52.00	48.00
=====							
200 1626 966A 000000 004	COUNCIL FOR EXCEPTIONAL CHILDREN-C.E.C.CLUB	900.00	4,115.00	0.00	200.00-	3,215.00-	457.22
*****TOTAL FOR FUND-SCC 200 966A (COUNCIL FOR EXCEPTIONAL CHILDREN-C.E.C. CLUB ):							
Ex Tr/Ad		900.00	4,115.00	0.00	200.00-	3,215.00-	457.22
In Tr/Ad		900.00	4,115.00	0.00	200.00-	3,215.00-	457.22
=====							
200 1636 967K 000000 004	CLASS OF 2016: DUES & FEES	1,980.00	1,015.00	70.00	917.00	965.00	51.26
*****TOTAL FOR FUND-SCC 200 967K (CLASS OF 2016):							
Ex Tr/Ad		1,980.00	1,015.00	70.00	917.00	965.00	51.26
In Tr/Ad		1,980.00	1,015.00	70.00	917.00	965.00	51.26
=====							
200 1636 967L 000000 004	CLASS OF 2017: DUES & FEES	350.00	238.00	0.00	119.00	112.00	68.00
*****TOTAL FOR FUND-SCC 200 967L (CLASS OF 2017):							
Ex Tr/Ad		350.00	238.00	0.00	119.00	112.00	68.00
In Tr/Ad		350.00	238.00	0.00	119.00	112.00	68.00
=====							
200 1636 967M 000000 004	CLASS OF 2018: DUES & FEES	0.00	273.00	7.00	119.00	273.00-	0.00
*****TOTAL FOR FUND-SCC 200 967M (CLASS OF 2018):							
Ex Tr/Ad		0.00	273.00	7.00	119.00	273.00-	0.00
In Tr/Ad		0.00	273.00	7.00	119.00	273.00-	0.00
=====							
200 1636 967N 000000 004	CLASS OF 2019: DUES & FEES	658.00	224.00	7.00	105.00	434.00	34.04

\*\*\* NOTE!! ONLY ACTIVE ACCOUNTS HAVE BEEN SELECTED, TOTALS MAY EXCLUDE AMOUNTS THAT ARE RELATED TO INACTIVE ACCOUNTS. \*\*\*

Account Number FND RCPT SCC SUBJ OU	Description	FYTD Receivable	FYTD Actual Receipts	MTD Actual Receipts	YTD Actual Receipts	FYTD Balance Receivable	FYTD Percent Received
*****TOTAL FOR FUND-SCC 200 967N (CLASS OF 2019):							
Ex Tr/Ad		658.00	224.00	7.00	105.00	434.00	34.04
In Tr/Ad		658.00	224.00	7.00	105.00	434.00	34.04
=====							
200 1621 969A 000000 004	REDBIRD - SALES	100.00	220.00	0.00	220.00	120.00-	220.00
*****TOTAL FOR FUND-SCC 200 969A (REDBIRD):							
Ex Tr/Ad		100.00	220.00	0.00	220.00	120.00-	220.00
In Tr/Ad		100.00	220.00	0.00	220.00	120.00-	220.00
=====							
200 1627 971A 000000 004	HONOR SOCIETY - SALES	1,300.00	1,625.00	0.00	0.00	325.00-	125.00
*****TOTAL FOR FUND-SCC 200 971A (HONOR SOCIETY):							
Ex Tr/Ad		1,300.00	1,625.00	0.00	0.00	325.00-	125.00
In Tr/Ad		1,300.00	1,625.00	0.00	0.00	325.00-	125.00
=====							
200 1627 973A 000000 004	LEO CLUB - SALES	500.00	1,799.98	0.00	0.00	1,299.98-	360.00
*****TOTAL FOR FUND-SCC 200 973A (LEO CLUB):							
Ex Tr/Ad		500.00	1,799.98	0.00	0.00	1,299.98-	360.00
In Tr/Ad		500.00	1,799.98	0.00	0.00	1,299.98-	360.00
=====							
200 1623 975A 000000 004	JOB SKILLS GROUP: REVENUE	850.00	726.06	12.00	447.11	123.94	85.42
*****TOTAL FOR FUND-SCC 200 975A (JOB SKILLS GROUP LHS):							
Ex Tr/Ad		850.00	726.06	12.00	447.11	123.94	85.42
In Tr/Ad		850.00	726.06	12.00	447.11	123.94	85.42
=====							
200 1616 976A 000000 004	PROM FUND: TICKET SALES	1,000.00	602.45	0.00	167.00	397.55	60.25
200 1626 976A 000000 004	PROM FUND: SALES (FUNDRAISERS)	2,000.00	0.00	0.00	0.00	2,000.00	0.00

\*\*\* NOTE!! ONLY ACTIVE ACCOUNTS HAVE BEEN SELECTED, TOTALS MAY EXCLUDE AMOUNTS THAT ARE RELATED TO INACTIVE ACCOUNTS. \*\*\*



Date: 05/02/16  
 Time: 1:52 pm

LOUDONVILLE-PERRYVILLE EX VI  
 Revenue Account Summary  
 SORTED BY FUND-SCC

Page: 14  
 (REVSUM)

Account Number FND RCPT SCC SUBJ OU	Description	FYTD Receivable	FYTD Actual Receipts	MTD Actual Receipts	YTD Actual Receipts	FYTD Balance Receivable	FYTD Percent Received
*****TOTAL FOR FUND-SCC 200 976A (LHS PROM FUND):							
Ex Tr/Ad		3,000.00	602.45	0.00	167.00	2,397.55	20.08
In Tr/Ad		3,000.00	602.45	0.00	167.00	2,397.55	20.08
=====							
200 1626 977A 000000 004	ROBOTICS TEAM: SALES (FUNDRAISERS)	1,000.00	0.00	0.00	0.00	1,000.00	0.00
200 1690 977A 000000 004	ROBOTICS TEAM: DONATIONS & OTHER	4,000.00	3,005.98	465.00	3,005.98	994.02	75.15
*****TOTAL FOR FUND-SCC 200 977A (LHS ROBOTICS TEAM FUND):							
Ex Tr/Ad		5,000.00	3,005.98	465.00	3,005.98	1,994.02	60.12
In Tr/Ad		5,000.00	3,005.98	465.00	3,005.98	1,994.02	60.12
=====							
300 1621 913A 000000 004	DRAMA CLUB - SALES	600.00	2,050.00	0.00	0.00	1,450.00-	341.67
*****TOTAL FOR FUND-SCC 300 913A (DRAMA CLUB):							
Ex Tr/Ad		600.00	2,050.00	0.00	0.00	1,450.00-	341.67
In Tr/Ad		600.00	2,050.00	0.00	0.00	1,450.00-	341.67
=====							
300 1624 940A 000000 746	BAND - HIGH SCHOOL	300.00	2,110.00	2,000.00	2,000.00	1,810.00-	703.33
300 1624 940A 000000 748	VOCAL-HS	1,500.00	0.00	0.00	0.00	1,500.00	0.00
300 1624 940A 000000 749	VOCAL/BAND - LHS MUSICAL	8,000.00	4,556.00	1,435.00	4,556.00	3,444.00	56.95
*****TOTAL FOR FUND-SCC 300 940A (MUSIC DEPARTMENT):							
Ex Tr/Ad		9,800.00	6,666.00	3,435.00	6,556.00	3,134.00	68.02
In Tr/Ad		9,800.00	6,666.00	3,435.00	6,556.00	3,134.00	68.02
=====							
300 1625 950A 000000 800	ATHLETIC DEPARTMENT - DONATIONS	25,000.00	6,897.00	0.00	0.00	18,103.00	27.59
300 1625 950A 000000 811	ADMISSIONS-BOYS BASEBALL	500.00	1,240.00	0.00	1,240.00	740.00-	248.00

\*\*\* NOTE!! ONLY ACTIVE ACCOUNTS HAVE BEEN SELECTED, TOTALS MAY EXCLUDE AMOUNTS THAT ARE RELATED TO INACTIVE ACCOUNTS. \*\*\*

Date: 05/02/16  
 Time: 1:52 pm

LOUDONVILLE-PERRYSVILLE EX VI  
 Revenue Account Summary  
 SORTED BY FUND-SCC

Page: 15  
 (REVSUM)

Account Number FND RCPT SCC SUBJ OU	Description	FYTD Receivable	FYTD Actual Receipts	MTD Actual Receipts	YTD Actual Receipts	FYTD Balance Receivable	FYTD Percent Received
300 1625 950A 000000 812	ADMISSIONS-BOYS BASKETBALL	18,000.00	20,892.00	460.00	11,003.00	2,892.00-	116.07
300 1625 950A 000000 816	FOOTBALL - HS	30,000.00	25,878.00	0.00	210.00	4,122.00	86.26
300 1625 950A 000000 827	ADMISSIONS-TRACK	7,000.00	7,717.00	7,192.00	7,417.00	717.00-	110.24
300 1625 950A 000000 828	ADMISSIONS-WRESTLING	17,000.00	15,891.58	13,981.75	14,431.75	1,108.42	93.48
300 1625 950A 000000 832	ADMISSIONS-GIRLS BASKETBALL	10,000.00	11,011.00	300.00	5,297.00	1,011.00-	110.11
300 1625 950A 000000 834	ADMISSIONS-SOFTBALL	100.00	0.00	0.00	0.00	100.00	0.00
300 1625 950A 000000 835	ATHLETIC - VOLLEYBALL - HS	5,500.00	3,382.00	0.00	0.00	2,118.00	61.49
300 1625 950A 000000 855	CHEERLEADING - H/S	3,150.00	3,793.00	0.00	50.00-	643.00-	120.41
300 1625 950A 000000 890	ATHLETIC: SOCCER - ADMISSIONS	6,000.00	6,863.00	0.00	0.00	863.00-	114.38
*****TOTAL FOR FUND-SCC 300 950A (ATHLETIC FUND - HIGH SCHOOL):							
Ex Tr/Ad		122,250.00	103,564.58	21,933.75	39,548.75	18,685.42	84.72
In Tr/Ad		122,250.00	103,564.58	21,933.75	39,548.75	18,685.42	84.72
=====							
300 1625 950B 000000 003	ATHLETIC FUND - PERRYSVILLE JUNIOR HIGH	12,000.00	14,202.00	2,317.00	7,068.00	2,202.00-	118.35
*****TOTAL FOR FUND-SCC 300 950B (ATHLETIC FUND - PERRYSVILLE JUNIOR HIGH):							
Ex Tr/Ad		12,000.00	14,202.00	2,317.00	7,068.00	2,202.00-	118.35
In Tr/Ad		12,000.00	14,202.00	2,317.00	7,068.00	2,202.00-	118.35
=====							
300 1626 968A 000000 004	YEARBOOK	10,800.00	1,857.00	450.00	495.00	8,943.00	17.19

\*\*\* NOTE!! ONLY ACTIVE ACCOUNTS HAVE BEEN SELECTED, TOTALS MAY EXCLUDE AMOUNTS THAT ARE RELATED TO INACTIVE ACCOUNTS. \*\*\*

LOUDONVILLE-PERRYSVILLE EX VI  
 Revenue Account Summary  
 SORTED BY FUND-SCC

Account Number FND RCPT SCC SUBJ OU	Description	FYTD Receivable	FYTD Actual Receipts	MTD Actual Receipts	YTD Actual Receipts	FYTD Balance Receivable	FYTD Percent Received
*****TOTAL FOR FUND-SCC 300 968A (YEARBOOK FUND HIGH SCHOOL):							
Ex Tr/Ad		10,800.00	1,857.00	450.00	495.00	8,943.00	17.19
In Tr/Ad		10,800.00	1,857.00	450.00	495.00	8,943.00	17.19
=====							
451 3219 9116 000000 000	ONenet PUBLIC COMMUNICATIONS SUBSIDY	5,400.00	7,200.00	0.00	3,600.00	1,800.00-	133.33
*****TOTAL FOR FUND-SCC 451 9116 (ONENET PUBLIC COMMUNICATIONS SUBSIDY - FY16 ):							
Ex Tr/Ad		5,400.00	7,200.00	0.00	3,600.00	1,800.00-	133.33
In Tr/Ad		5,400.00	7,200.00	0.00	3,600.00	1,800.00-	133.33
=====							
461 3110 9116 000000 000	HIGH SCHOOLS THAT WORK GRANT	6,000.00	4,189.05	0.00	1,331.52	1,810.95	69.82
*****TOTAL FOR FUND-SCC 461 9116 (HSTW GRANT FY2016):							
Ex Tr/Ad		6,000.00	4,189.05	0.00	1,331.52	1,810.95	69.82
In Tr/Ad		6,000.00	4,189.05	0.00	1,331.52	1,810.95	69.82
=====							
516 4220 9115 000000 000	IDEA-B: SPECIAL EDUCATION	36,000.00	32,599.40	0.00	0.00	3,400.60	90.55
*****TOTAL FOR FUND-SCC 516 9115 (IDEA-B SPECIAL EDUCATION FY2015):							
Ex Tr/Ad		36,000.00	32,599.40	0.00	0.00	3,400.60	90.55
In Tr/Ad		36,000.00	32,599.40	0.00	0.00	3,400.60	90.55
=====							
516 4220 9116 000000 000	IDEA-B: SPECIAL EDUCATION	240,829.67	141,000.26	18,816.31	74,937.05	99,829.41	58.55
*****TOTAL FOR FUND-SCC 516 9116 (IDEA-B SPECIAL EDUCATION FY2016):							
Ex Tr/Ad		240,829.67	141,000.26	18,816.31	74,937.05	99,829.41	58.55
In Tr/Ad		240,829.67	141,000.26	18,816.31	74,937.05	99,829.41	58.55
=====							
536 4220 9115 000000 000	TITLE I SCHOOL IMPROVEMENT GRANT	2,011.04	2,011.04	0.00	0.00	0.00	100.00

\*\*\* NOTE!! ONLY ACTIVE ACCOUNTS HAVE BEEN SELECTED, TOTALS MAY EXCLUDE AMOUNTS THAT ARE RELATED TO INACTIVE ACCOUNTS. \*\*\*

LOUDONVILLE-PERRYSVILLE EX VI  
 Revenue Account Summary  
 SORTED BY FUND-SCC

Account Number FND RCPT SCC SUBJ OU	Description	FYTD Receivable	FYTD Actual Receipts	MTD Actual Receipts	YTD Actual Receipts	FYTD Balance Receivable	FYTD Percent Received
*****TOTAL FOR FUND-SCC 536 9115 (TITLE I SCHOOL IMPROVEMENT GRANT FY15):							
Ex Tr/Ad		2,011.04	2,011.04	0.00	0.00	0.00	100.00
In Tr/Ad		2,011.04	2,011.04	0.00	0.00	0.00	100.00
=====							
536 4220 9116 000000 000	TITLE I SCHOOL IMPROVEMENT GRANT	15,862.17	6,162.45	2,042.07	6,162.45	9,699.72	38.85
*****TOTAL FOR FUND-SCC 536 9116 (TITLE I SCHOOL IMPROVEMENT GRANT FY16):							
Ex Tr/Ad		15,862.17	6,162.45	2,042.07	6,162.45	9,699.72	38.85
In Tr/Ad		15,862.17	6,162.45	2,042.07	6,162.45	9,699.72	38.85
=====							
572 4220 9115 000000 000	TITLE I	48,000.00	38,317.40	0.00	0.00	9,682.60	79.83
*****TOTAL FOR FUND-SCC 572 9115 (TITLE I: FY15):							
Ex Tr/Ad		48,000.00	38,317.40	0.00	0.00	9,682.60	79.83
In Tr/Ad		48,000.00	38,317.40	0.00	0.00	9,682.60	79.83
=====							
572 4220 9116 000000 000	TITLE I	409,847.63	217,405.18	31,814.66	123,663.40	192,442.45	53.05
*****TOTAL FOR FUND-SCC 572 9116 (TITLE I: FY16):							
Ex Tr/Ad		409,847.63	217,405.18	31,814.66	123,663.40	192,442.45	53.05
In Tr/Ad		409,847.63	217,405.18	31,814.66	123,663.40	192,442.45	53.05
=====							
572 4220 9215 000000 021	TITLE I-D MYA	6,949.95	6,949.95	0.00	0.00	0.00	100.00
*****TOTAL FOR FUND-SCC 572 9215 (TITLE I - D MYA):							
Ex Tr/Ad		6,949.95	6,949.95	0.00	0.00	0.00	100.00
In Tr/Ad		6,949.95	6,949.95	0.00	0.00	0.00	100.00
=====							
572 4220 9216 000000 021	TITLE I-D MYA	107,627.12	50,370.05	7,370.60	29,482.40	57,257.07	46.80

\*\*\* NOTE!! ONLY ACTIVE ACCOUNTS HAVE BEEN SELECTED, TOTALS MAY EXCLUDE AMOUNTS THAT ARE RELATED TO INACTIVE ACCOUNTS. \*\*\*

LOUDONVILLE-PERRYSVILLE EX VI  
Revenue Account Summary  
SORTED BY FUND-SCC

Account Number FND RCPT SCC SUBJ OU	Description	FYTD Receivable	FYTD Actual Receipts	MTD Actual Receipts	YTD Actual Receipts	FYTD Balance Receivable	FYTD Percent Received
*****TOTAL FOR FUND-SCC 572 9216 (TITLE I - D MYA FY16):							
Ex Tr/Ad		107,627.12	50,370.05	7,370.60	29,482.40	57,257.07	46.80
In Tr/Ad		107,627.12	50,370.05	7,370.60	29,482.40	57,257.07	46.80
=====							
590 4220 9115 000000 000	TITLE II-A: IMPROV. TEACHING QUALITY	7,000.00	6,377.15	0.00	0.00	622.85	91.10
*****TOTAL FOR FUND-SCC 590 9115 (TITLE II-A: IMPROVING TEACH. QUALITY - FY15):							
Ex Tr/Ad		7,000.00	6,377.15	0.00	0.00	622.85	91.10
In Tr/Ad		7,000.00	6,377.15	0.00	0.00	622.85	91.10
=====							
590 4220 9116 000000 000	TITLE II-A: IMPROV. TEACHING QUALITY	43,044.85	27,362.65	3,642.15	14,509.50	15,682.20	63.57
*****TOTAL FOR FUND-SCC 590 9116 (TITLE II-A: IMPROVING TEACH. QUALITY - FY16):							
Ex Tr/Ad		43,044.85	27,362.65	3,642.15	14,509.50	15,682.20	63.57
In Tr/Ad		43,044.85	27,362.65	3,642.15	14,509.50	15,682.20	63.57
=====							
599 4220 9115 000000 000	TITLE VI-B RURAL & LOW INCOME	0.00	1,133.12-	0.00	0.00	1,133.12	0.00
*****TOTAL FOR FUND-SCC 599 9115 (TITLE VI-B RURAL & LOW INCOME FY15):							
Ex Tr/Ad		0.00	1,133.12-	0.00	0.00	1,133.12	0.00
In Tr/Ad		0.00	1,133.12-	0.00	0.00	1,133.12	0.00
=====							
599 4220 9116 000000 000	TITLE VI-B RURAL & LOW INCOME	30,999.31	3,989.94	527.53	2,159.69	27,009.37	12.87
*****TOTAL FOR FUND-SCC 599 9116 (TITLE VI-B RURAL & LOW INCOME FY16):							
Ex Tr/Ad		30,999.31	3,989.94	527.53	2,159.69	27,009.37	12.87
In Tr/Ad		30,999.31	3,989.94	527.53	2,159.69	27,009.37	12.87
=====							
*****GRAND TOTALS:							
Ex Tr/Ad		18,678,692.21	15,889,718.93	3,127,558.73	7,440,653.91	2,788,973.28	85.07
In Tr/Ad		18,753,261.67	15,964,288.39	3,127,558.73	7,440,653.91	2,788,973.28	85.13
=====							

\*\*\* NOTE!! ONLY ACTIVE ACCOUNTS HAVE BEEN SELECTED, TOTALS MAY EXCLUDE AMOUNTS THAT ARE RELATED TO INACTIVE ACCOUNTS. \*\*\*

Date: 05/02/2016  
 Time: 1:56 pm

LOUDONVILLE-PERRYSVILLE EX VI  
 SORT BY CHECK NUMBER  
 CHECK DATES BETWEEN 04/01/2016 AND 04/30/2016  
 WARRANT, REFUND, MEMO CHECKS

Page: 1  
 (CHEKPY)

CHECK	TYPE	DATE	VENDOR	VENDOR	STATUS/DATE	BANK CODE	CHECK AMOUNT
084498	W	01/20/2016	JOSHUA WEBER	004017	VOID: 04/08/2016		500.00
084904	W	03/23/2016	CLEAR FORK HIGH SCHOOL ATHLETIC DEPT	010439	VOID: 04/18/2016		100.00
084939	W	04/06/2016	SETH YOUNGEN	000139	RECONCILED:04/30/2016		108.00
084940	W	04/06/2016	CASEY'S RENTAL & REPAIR	000422	RECONCILED:04/30/2016		111.00
084941	W	04/06/2016	CONNECTION EDUCATION SERVICES LEAP PROGRAM	000464	RECONCILED:04/30/2016		17,940.00
084942	W	04/06/2016	DANNERS DRUG STORE	000517	RECONCILED:04/30/2016		9.48
084943	W	04/06/2016	EDGE DOCUMENT SOLUTIONS LLC	000606	RECONCILED:04/30/2016		714.00
084944	W	04/06/2016	NORTH POINT EDUCATIONAL SERVICE CENTER	000627	RECONCILED:04/30/2016		280.00
084945	W	04/06/2016	1ST CHOICE ENERGY SERVICES	000718	RECONCILED:04/30/2016		3,410.39
084946	W	04/06/2016	FELTY-HEINLEN ARCHITECTS AND PLANNERS INC	000722	RECONCILED:04/30/2016		1,200.00
084947	W	04/06/2016	FRIENDLY WHOLESALE	000738	RECONCILED:04/30/2016		101.25
084948	W	04/06/2016	GANDEE & ASSOCIATES, INC	000849	RECONCILED:04/30/2016		900.00
084949	W	04/06/2016	G & L SUPPLY CO	000862	RECONCILED:04/30/2016		155.44
084950	W	04/06/2016	HOBART COMPANY	000905	RECONCILED:04/30/2016		178.81
084951	W	04/06/2016	HILLSDALE LOCAL SCHOOL DIST.	000919	RECONCILED:04/30/2016		8,250.00
084952	W	04/06/2016	MANSFIELD TRUCK SALES &SERVICE	000921	RECONCILED:04/30/2016		1,993.21
084953	W	04/06/2016	IRWINS OFFICE SUPPLIES	001007	RECONCILED:04/30/2016		840.21
084954	W	04/06/2016	KENWORTH OF ASHLAND	001147	RECONCILED:04/30/2016		293.69
084955	W	04/06/2016	LOUDONVILLE FARMERS EQUITY CO.	001209	RECONCILED:04/30/2016		51.60
084956	W	04/06/2016	BRAD YOUNG DBA LOCKSMITH SHOP	001241	RECONCILED:04/30/2016		23.70
084957	W	04/06/2016	LARRY'S MUSIC CENTER INC	001293	RECONCILED:04/30/2016		126.00
084958	W	04/06/2016	MT BUSINESS TECHNOLOGIES INC 1150 NAT'L PKWY	001311	RECONCILED:04/30/2016		50.47
084959	W	04/06/2016	MODERN HOME SUPPLY INC	001320	RECONCILED:04/30/2016		813.41
084960	W	04/06/2016	MIKE & B SALES	001331	RECONCILED:04/30/2016		400.00
084961	W	04/06/2016	MENARDS	001346	RECONCILED:04/30/2016		411.07
084962	W	04/06/2016	OHIO EDISON COMPANY	001411	RECONCILED:04/30/2016		545.16
084963	W	04/06/2016	OHIO SCHOOL BOARDS ASSOC	001413	RECONCILED:04/30/2016		225.00
084964	W	04/06/2016	NEFF COMPANY	001429	RECONCILED:04/30/2016		208.96
084965	W	04/06/2016	OPFMA	001478			75.00
084966	W	04/06/2016	PLUMBMASTER PROFESSIONAL GROUP	001568	RECONCILED:04/30/2016		379.04
084967	W	04/06/2016	PROMETHEAN INC	001571	RECONCILED:04/30/2016		805.00
084968	W	04/06/2016	RABY HARDWARE	001600	RECONCILED:04/30/2016		62.36
084969	W	04/06/2016	RACHEL WIXEY & ASSOCIATES	001673	RECONCILED:04/30/2016		4,042.39
084970	W	04/06/2016	SAMARITAN REGIONAL HEALTH SYSTEM	001714	RECONCILED:04/30/2016		51.00
084971	W	04/06/2016	SYNC STREAM SOLUTIONS LLC	001716	RECONCILED:04/30/2016		316.41
084972	W	04/06/2016	SNYDER BROTHERS	001720	RECONCILED:04/30/2016		211.62
084973	W	04/06/2016	SCHMIDT SECURITY PRO	001760	RECONCILED:04/30/2016		816.57
084974	W	04/06/2016	TEAM SPORTS INC	001817	RECONCILED:04/30/2016		233.00
084975	W	04/06/2016	TIME WARNER CABLE ATTN: HOWARD CLENDENIN	001857	RECONCILED:04/30/2016		109.99
084976	W	04/06/2016	VEX ROBOTICS	001952	RECONCILED:04/30/2016		149.56
084977	W	04/06/2016	UNIVERSAL OIL INC	001959	RECONCILED:04/30/2016		171.60
084978	W	04/06/2016	WOOSTER GLASS CO INC	002010	RECONCILED:04/30/2016		284.85
084979	W	04/06/2016	STEWART MYERS	003115	RECONCILED:04/30/2016		95.00

Date: 05/02/2016  
Time: 1:56 pm

LOUDONVILLE-PERRYSVILLE EX VI  
SORT BY CHECK NUMBER  
CHECK DATES BETWEEN 04/01/2016 AND 04/30/2016  
WARRANT, REFUND, MEMO CHECKS

Page: 2  
(CHEKPY)

CHECK	TYPE	DATE	VENDOR	VENDOR	STATUS/DATE	BANK CODE	CHECK AMOUNT
084980	W	04/06/2016	CLARENCE CRUM	003140	RECONCILED:04/30/2016		50.00
084981	W	04/06/2016	JOSEPH GLORIOSO	003202	RECONCILED:04/30/2016		150.00
084982	W	04/06/2016	JACKSON OYSTER	003271	RECONCILED:04/30/2016		50.00
084983	W	04/06/2016	CHARLES JOLLEY	003278			50.00
084984	W	04/06/2016	THOMAS WEISER	003294	RECONCILED:04/30/2016		100.00
084985	W	04/06/2016	MARK VAN HOUTEN	003373	RECONCILED:04/30/2016		50.00
084986	W	04/06/2016	TERRY SHANK	003580	RECONCILED:04/30/2016		100.00
084987	W	04/06/2016	ALBERT MURPHY	003733	RECONCILED:04/30/2016		47.50
084988	W	04/06/2016	SCOTT MELEGARI	003740	RECONCILED:04/30/2016		100.00
084989	W	04/06/2016	MICHAEL WOOD	003767	RECONCILED:04/30/2016		95.00
084990	W	04/06/2016	RICHARD KIDD	003771	RECONCILED:04/30/2016		50.00
084991	W	04/06/2016	RICHARD CANTZLER	003777	RECONCILED:04/30/2016		47.50
084992	W	04/06/2016	CINDY PRIBBLE	004611	RECONCILED:04/30/2016		25.00
084993	W	04/06/2016	LESLIE KAMENIK	005002	RECONCILED:04/30/2016		108.00
084994	W	04/06/2016	BEN DROWN	005034			97.20
084995	W	04/06/2016	ASHLAND AREA CHAMBER OF COMMERCE	010244	RECONCILED:04/30/2016		20.00
084996	W	04/06/2016	AMAZON.COM	010255	RECONCILED:04/30/2016		1,591.81
084997	W	04/06/2016	ADVANCE AUTO PARTS	010282	RECONCILED:04/30/2016		22.99
084998	W	04/06/2016	MATHESON TRI-GAS INC	013009	RECONCILED:04/30/2016		65.45
084999	W	04/13/2016	MATTHEW RUCKI	000105	RECONCILED:04/30/2016		97.20
085000	W	04/13/2016	CHAMPAIGN CO FFA	000413			100.00
085001	W	04/13/2016	EJ THERAPY SERVICES	000618	RECONCILED:04/30/2016		6,452.27
085002	W	04/13/2016	EVERYDAY PC	000671			6,523.46
085003	W	04/13/2016	FOUR SEASONS FLOWERS & GIFTS	000745	RECONCILED:04/30/2016		50.00
085004	W	04/13/2016	GRAINGER	000897	RECONCILED:04/30/2016		242.80
085005	W	04/13/2016	HENLEY GRAPHIC COMMUNICATIONS, INC.	000928	RECONCILED:04/30/2016		576.00
085006	W	04/13/2016	H & H LUMBER CO	000953	RECONCILED:04/30/2016		130.48
085007	W	04/13/2016	LOWES COMPANIES INC	001269	RECONCILED:04/30/2016		304.34
085008	W	04/13/2016	MAHEK TROPHIES & AWARDS	001355	RECONCILED:04/30/2016		1,459.20
085009	W	04/13/2016	MAGIC GARAGE DOOR	001362	RECONCILED:04/30/2016		2,400.00
085010	W	04/13/2016	MVD SPORTS & SPECIALTIES	001364	RECONCILED:04/30/2016		666.31
085011	W	04/13/2016	MOUNT VERNON NAZARENE UNIV.	001372			325.00
085012	W	04/13/2016	OHIO EDISON COMPANY	001411	RECONCILED:04/30/2016		1,148.13
085013	W	04/13/2016	OHIO DEPARTMENT OF JOB AND FAMILY SERVICES	001435	RECONCILED:04/30/2016		18.13
085014	W	04/13/2016	OHIO FFA ASSOCIATION	001467	RECONCILED:04/30/2016		10.00
085015	W	04/13/2016	REA & ASSOCIATES INC.	001691	RECONCILED:04/30/2016		825.00
085016	W	04/13/2016	SHIFFLER EQUIPMENT SALES	001763	RECONCILED:04/30/2016		927.59
085017	W	04/13/2016	STAKE'S IGA	001786	RECONCILED:04/30/2016		236.29
085018	W	04/13/2016	TEAM SPORTS INC	001817	RECONCILED:04/30/2016		385.00
085019	W	04/13/2016	TRUGREEN	001836	RECONCILED:04/30/2016		786.00
085020	W	04/13/2016	MOHICAN YOUTH ACADEMY	001874	RECONCILED:04/30/2016		12,196.80
085021	W	04/13/2016	TRI COUNTY E S C	001879	RECONCILED:04/30/2016		69,503.51
085022	W	04/13/2016	TU WOMEN'S BASKETBALL SHOOTOUT	001882			330.00
085023	W	04/13/2016	FRONTIER	001909	RECONCILED:04/30/2016		12.00
085024	W	04/13/2016	VAR RESOURCES INC	001953	RECONCILED:04/30/2016		455.32
085025	W	04/13/2016	VILLAGE OF PERRYSVILLE	001954			24.00
085026	W	04/13/2016	DARRYL ANDERSON	003141	RECONCILED:04/30/2016		50.00
085027	W	04/13/2016	THOMAS WEISER	003294	RECONCILED:04/30/2016		50.00
085028	W	04/13/2016	BARRY PRINGLE	003512	RECONCILED:04/30/2016		50.00

Date: 05/02/2016  
 Time: 1:56 pm

LOUDONVILLE-PERRYSVILLE EX VI  
 SORT BY CHECK NUMBER  
 CHECK DATES BETWEEN 04/01/2016 AND 04/30/2016  
 WARRANT, REFUND, MEMO CHECKS

Page: 3  
 (CHEKPY)

CHECK	TYPE	DATE	VENDOR	VENDOR	STATUS/DATE	BANK CODE	CHECK AMOUNT
085029	W	04/13/2016	TERRY SHANK	003580	RECONCILED:04/30/2016		47.50
085030	W	04/13/2016	ALBERT MURPHY	003733	RECONCILED:04/30/2016		47.50
085031	W	04/13/2016	RICHARD KIDD	003771			50.00
085032	W	04/13/2016	JAMES CLAY	003773	RECONCILED:04/30/2016		95.00
085033	W	04/13/2016	JOSHUA WEBER	004017	RECONCILED:04/30/2016		500.00
085034	W	04/13/2016	MARSHA MCMILLEN PARENT OF KAITLYN	004045	RECONCILED:04/30/2016		14.40
085035	W	04/13/2016	CARTER QUAY	004050	RECONCILED:04/30/2016		750.00
085036	W	04/13/2016	MADELYN CHRISTINE	004053			1,000.00
085037	W	04/13/2016	JOSH MILLER	005018	RECONCILED:04/30/2016		889.76
085038	W	04/13/2016	TYLER BATES	005041	RECONCILED:04/30/2016		19.00
085039	W	04/13/2016	JEFF FRANKFORD	005046	RECONCILED:04/30/2016		24.84
085040	W	04/13/2016	BEV WOLFORD	005051	RECONCILED:04/30/2016		27.00
085041	W	04/13/2016	CHANTELE SLOVER	005072	RECONCILED:04/30/2016		99.36
085042	W	04/13/2016	SCHOOL EMPLOYEES RET. SYSTEM	009046	RECONCILED:04/30/2016		2,107.96
085043	W	04/13/2016	ADVANCE AUTO PARTS	010282	RECONCILED:04/30/2016		383.42
085044	W	04/13/2016	MICHELLE BASH DBA BASH DESIGNS	010327	RECONCILED:04/30/2016		596.00
085045	W	04/13/2016	BRENNER'S DRAIN PRO	010333	RECONCILED:04/30/2016		125.00
085046	W	04/13/2016	CARDINAL BUS SALES & SERVICE	010436	RECONCILED:04/30/2016		477.63
085047	W	04/13/2016	MOHICAN REHABILITATION SERVICE	013071	RECONCILED:04/30/2016		850.00
085048	W	04/13/2016	OHSAA	014045	RECONCILED:04/30/2016		30.00
085049	W	04/20/2016	KELLY SEBOE	000070			66.96
085050	W	04/20/2016	JOHN BATTAGLIA	000141	RECONCILED:04/30/2016		26.34
085051	W	04/20/2016	ASHLAND PARENTING PLUS	000200	RECONCILED:04/30/2016		250.00
085052	W	04/20/2016	ASHLAND PUBLISHING COMPANY	000225	RECONCILED:04/30/2016		266.97
085053	W	04/20/2016	LORI BYERS DBA SAY IT WITH STYLE	000347	RECONCILED:04/30/2016		484.00
085054	W	04/20/2016	CTB/MCGRAW-HILL SCORING SERVICES	000466	RECONCILED:04/30/2016		1,050.96
085055	W	04/20/2016	DOMINION EAST OHIO	000600	RECONCILED:04/30/2016		1,331.17
085056	W	04/20/2016	ECONO LODGE DOWNTOWN	000613	RECONCILED:04/30/2016		104.00
085057	W	04/20/2016	FELTY-HEINLEN ARCHITECTS AND PLANNERS INC	000722	RECONCILED:04/30/2016		3,431.25
085058	W	04/20/2016	FOLLETT SCHOOL SOLUTIONS INC	000748			1,121.62
085059	W	04/20/2016	FUEL EDUCATION	000754	RECONCILED:04/30/2016		2,000.00
085060	W	04/20/2016	GOVCONNECTION	000817	RECONCILED:04/30/2016		1,072.95
085061	W	04/20/2016	HENLEY GRAPHIC COMMUNICATIONS, INC.	000928	RECONCILED:04/30/2016		164.54
085062	W	04/20/2016	LOUDONVILLE YOUTH SOCCER ASSOC	001222			188.00
085063	W	04/20/2016	QWEST- LCI CUSTOMER SERVICE	001227	RECONCILED:04/30/2016		70.67
085064	W	04/20/2016	MENARDS	001346			116.21
085065	W	04/20/2016	MEDINA CO EDUCATIONAL SERVICE CENTER	001361	RECONCILED:04/30/2016		265.00
085066	W	04/20/2016	MVD SPORTS & SPECIALTIES	001364	RECONCILED:04/30/2016		927.87
085068	W	04/20/2016	NASCO - FORT ATKINSON	001400	RECONCILED:04/30/2016		135.12
085069	W	04/20/2016	OHIO EDISON COMPANY	001411	RECONCILED:04/30/2016		7,230.50
085070	W	04/20/2016	NEFF COMPANY	001429	RECONCILED:04/30/2016		607.30
085071	W	04/20/2016	SNA OF OHIO CONFERENCE C/O LORI LANDRY	001455	RECONCILED:04/30/2016		175.00
085072	W	04/20/2016	TRUAX PRINTING INC	001805	RECONCILED:04/30/2016		143.00



Date: 05/02/2016  
Time: 1:56 pm

LOUDONVILLE-PERRYSVILLE EX VI  
SORT BY CHECK NUMBER  
CHECK DATES BETWEEN 04/01/2016 AND 04/30/2016  
WARRANT, REFUND, MEMO CHECKS

Page: 4  
(CHEKPY)

CHECK	TYPE	DATE	VENDOR	VENDOR	STATUS/DATE	BANK CODE	CHECK AMOUNT
085073	W	04/20/2016	TRI COUNTY E S C	001879	RECONCILED:04/30/2016		4,850.03
085074	W	04/20/2016	VILLAGE OF LOUDONVILLE	001923	RECONCILED:04/30/2016		3,602.90
085075	W	04/20/2016	HIRERIGHT LLC	001932	RECONCILED:04/30/2016		31.70
085076	W	04/20/2016	VAR RESOURCES INC	001948	RECONCILED:04/30/2016		1,111.33
085077	W	04/20/2016	VERIZON WIRELESS	001974	RECONCILED:04/30/2016		79.71
085078	W	04/20/2016	WVAEPE	002036			175.00
			C/O NANCY LEFERVE				
085079	W	04/20/2016	WAGeworks INC	002083	RECONCILED:04/30/2016		191.26
085080	W	04/20/2016	JEFFREY ISENHART	003070	RECONCILED:04/30/2016		145.00
085081	W	04/20/2016	STEWART MYERS	003115	RECONCILED:04/30/2016		50.00
085082	W	04/20/2016	HOWARD CLAFLIN	003137	RECONCILED:04/30/2016		150.00
085083	W	04/20/2016	JOSEPH GLORIOSO	003202	RECONCILED:04/30/2016		47.50
085084	W	04/20/2016	DAVID THOMAS	003282			47.50
085085	W	04/20/2016	JOHN BOUQUET	003395	RECONCILED:04/30/2016		47.50
085086	W	04/20/2016	BARRY PRINGLE	003512	RECONCILED:04/30/2016		100.00
085087	W	04/20/2016	JOHN HARWELL	003515	RECONCILED:04/30/2016		47.50
085088	W	04/20/2016	GREGORY APPLGATE	003672	RECONCILED:04/30/2016		50.00
085089	W	04/20/2016	AARON ARTER	003674			47.50
085090	W	04/20/2016	DAVID DOWNS	003738	RECONCILED:04/30/2016		110.00
085091	W	04/20/2016	RICHARD KIDD	003771			100.00
085092	W	04/20/2016	JAMES CLAY	003773	RECONCILED:04/30/2016		47.50
085093	W	04/20/2016	ZSLONA MOSHER	004023	RECONCILED:04/30/2016		88.11
085094	W	04/20/2016	LISA REIHELD	004028	RECONCILED:04/30/2016		853.20
085095	W	04/20/2016	MARY MURRAY	004106	RECONCILED:04/30/2016		102.04
085096	W	04/20/2016	RENEE LEFELHOC	005084			50.00
085097	W	04/20/2016	MICHELLE BASH	010327			108.00
			DBA BASH DESIGNS				
085098	W	04/20/2016	SUNBELT RENTALS	017101	RECONCILED:04/30/2016		163.60
085099	W	04/27/2016	JOHN MILLER	000066	RECONCILED:04/30/2016		146.34
085100	W	04/27/2016	JOHN LANCE	000144	RECONCILED:04/30/2016		337.60
085101	W	04/27/2016	LORI ALLENBAUGH	000171			27.00
085102	W	04/27/2016	APPLE INC	000223			1,137.00
			ATTN: EDUCATION SALES SUPPORT				
085103	W	04/27/2016	GARY BAUMGARTNER	000328			197.96
085104	W	04/27/2016	CASEY'S RENTAL & REPAIR	000422			36.00
085105	W	04/27/2016	EMBASSY SUITES HOTEL	000604			80.00
085106	W	04/27/2016	FREDERICKTOWN HIGH SCHOOL	000730			2,200.00
			ATHLETIC DEPT				
085107	W	04/27/2016	FOLLETT SCHOOL SOLUTIONS INC	000748			985.26
085108	W	04/27/2016	GOVCONNECTION	000817			204.05
085109	W	04/27/2016	HAMPTON INN	000982			160.00
085110	W	04/27/2016	JOZAK'S TROPHY	001022			416.00
085111	W	04/27/2016	JOHN R GREEN COMPANY	001051			129.05
085112	W	04/27/2016	KONICA MINOLTA PREMIER FINANCE	001153			586.11
085113	W	04/27/2016	MT BUSINESS TECHNOLOGIES INC	001311			50.43
			1150 NAT'L PKWY				
085114	W	04/27/2016	MODERN HOME SUPPLY INC	001320			1,015.63
085115	W	04/27/2016	MVD SPORTS & SPECIALTIES	001364			420.00
085116	W	04/27/2016	RUMPKE CONSOLIDATED CO	001608			1,154.44
085117	W	04/27/2016	RACHEL WIXEY & ASSOCIATES	001673			2,994.32
085118	W	04/27/2016	REX PIPE & SUPPLY	001674			65.53
085119	W	04/27/2016	TRUAX PRINTING INC	001805			110.00

Date: 05/02/2016  
 Time: 1:56 pm

LOUDONVILLE-PERRYSVILLE EX VI  
 SORT BY CHECK NUMBER  
 CHECK DATES BETWEEN 04/01/2016 AND 04/30/2016  
 WARRANT, REFUND, MEMO CHECKS

Page: 5  
 (CHEKPY)

CHECK	TYPE	DATE	VENDOR	VENDOR	STATUS/DATE	BANK CODE	CHECK AMOUNT
085120	W	04/27/2016	TREASURER OF STATE CENTER FOR PUBLIC INVESTMENT	001808			100.00
085121	W	04/27/2016	TEAM SPORTS INC	001817			100.00
085122	W	04/27/2016	US BANK OFFICE EQUIPMENT FINANCE SERV	001912			890.22
085123	W	04/27/2016	VILLAGE OF LOUDONVILLE	001923			421.69
085124	W	04/27/2016	HIRERIGHT LLC	001932			31.70
085125	W	04/27/2016	SCOTT A VAN HORN DBA VAN HORN SIDING	001937			187.00
085126	W	04/27/2016	VALENTIS ATHLETICA	001945			400.00
085127	W	04/27/2016	FRONTIER	001976			451.55
085128	W	04/27/2016	WOOSTER GLASS CO INC	002010			6,209.00
085129	W	04/27/2016	WAYNE CO CAREER CENTER	002062			149.00
085130	W	04/27/2016	WOOSTER ALL SPORTS BOOSTER C/O WOOSTER HS ATHLETICS	002064			175.00
085131	W	04/27/2016	JEFF BURTON	003004			50.00
085132	W	04/27/2016	HOWARD CLAFLIN	003137			115.00
085133	W	04/27/2016	LOGAN SLAVINSKI	003142			50.00
085134	W	04/27/2016	TIMOTHY RUTT	003254			50.00
085135	W	04/27/2016	WAYNE BAKER	003299			47.50
085136	W	04/27/2016	SHARON WIEGAND	003375			115.00
085137	W	04/27/2016	STEVEN WEAVER	003437			47.50
085138	W	04/27/2016	STEVE SHEETS	003523			50.00
085139	W	04/27/2016	FREDERIC SCHLUDECKER	003772			50.00
085140	W	04/27/2016	JAMES CLAY	003773			47.50
085141	W	04/27/2016	CINDY PRIBBLE	004611			25.00
085142	W	04/27/2016	ANN STITZLEIN	005015	RECONCILED:04/30/2016		30.00
085143	W	04/27/2016	DAN ECKENWILER	005017	RECONCILED:04/30/2016		259.20
085144	W	04/27/2016	JOSH MILLER	005018			375.06
085145	W	04/27/2016	SCHOOL EMPLOYEES RET. SYSTEM	009046			1,174.98
085146	W	04/27/2016	AKRON ZOO	010284			442.00
085147	W	04/27/2016	CHARTWELLS COMPASS GROUP USA	010467			23,736.62
085148	W	04/29/2016	TEXAS LIFE INSURANCE	001873			15.60
085149	W	04/29/2016	AMERICAN FIDELITY - LIFE - BD	009060			102.23
085150	W	04/29/2016	AMERICAN FIDELITY - CRITICAL	009063			54.16
085151	W	04/29/2016	AMERICAN FIDELITY-ACCIDENT-BD	009095			158.32
085152	W	04/29/2016	AMERICAN FIDELITY-DISABILITY	009096			671.44
085153	W	04/29/2016	AMERICAN FIDELITY-FLEX SP-BD	009097			150.00
085154	W	04/29/2016	AMERICAN FIDELITY-CANCER-BD.	009099			295.02
085155	W	04/29/2016	METROPOLITAN EDUCATIONAL COUNCIL	013007			579.71
905343	M	04/01/2016	S.T.R.S.	900009			3,335.01
905344	M	04/01/2016	NATIONAL CITY BANK	900027			3,549.75
905345	M	04/07/2016	STAR2STAR COMMUNICATIONS	900037			391.65
905348	M	04/13/2016	LOUDONVILLE HIGH SCHOOL	900000			13.00
905349	M	04/14/2016	ASHLAND CO. AUDITOR	900008			55,541.45
905350	M	04/14/2016	RICHLAND CO. AUDITOR	900001			2,564.34
905351	M	04/18/2016	S.T.R.S.	900009			3,335.01
905352	M	04/18/2016	NATIONAL CITY BANK	900027			3,431.67
905353	M	04/18/2016	ASHLAND CO. AUDITOR	900008			735.56
905354	M	04/20/2016	OHIO DEPT OF EDUCATION	900005			41,659.76

Date: 05/02/2016  
 Time: 1:56 pm

LOUDONVILLE-PERRYSVILLE EX VI  
 SORT BY CHECK NUMBER  
 CHECK DATES BETWEEN 04/01/2016 AND 04/30/2016  
 WARRANT, REFUND, MEMO CHECKS

Page: 6  
 (CHEKPY)

CHECK	TYPE	DATE	VENDOR	VENDOR	STATUS/DATE	BANK CODE	CHECK AMOUNT
905355	M	04/25/2016	OHIO DEPT OF EDUCATION	900005			50,548.45
905358	M	04/26/2016	L-P BOARD OF EDUCATION	900100			1,960.00
905359	M	04/26/2016	S.T.R.S.	900009			3,335.01
905360	M	04/26/2016	NATIONAL CITY BANK	900027			3,691.79
905361	M	04/28/2016	LOUDONVILLE HIGH SCHOOL	900000			12.00
905362	M	04/29/2016	S.T.R.S.	900009			60,560.00
905363	M	04/29/2016	S.E.R.S.	900010			20,190.00
905364	M	04/29/2016	MEDICAL MUTUAL OF OHIO	900103			47,812.95
905365	M	04/29/2016	MEDICAL MUTUAL OF OHIO	900103			96,267.23
905366	M	04/29/2016	L-P BOARD OF EDUCATION	900100			152,964.08
905367	M	04/29/2016	L-P BOARD OF EDUCATION	900100			6,971.06
905368	M	04/29/2016	L-P BOARD OF EDUCATION	900100			1,488.51
905369	M	04/29/2016	ATHLETIC DEPARTMENT LOUDONVILLE HIGH SCHOOL	900022			48.75
V VOIDED CHECKS			2	CHECK TOTALS	600.00		
R RECONCILED CHECKS			143	CHECK TOTALS	188,237.89		
W WARRANT CHECKS			218	CHECK TOTALS	248,319.92		
M MEMO CHECKS			23	CHECK TOTALS	560,407.03		
B REFUND CHECKS			0	CHECK TOTALS	0.00		
I INVESTMENT CHECKS			0	CHECK TOTALS	0.00		
T TRANSFER CHECKS			0	CHECK TOTALS	0.00		
D DISTRIBUTION CHECKS			0	CHECK TOTALS	0.00		
C PAYROLL CHECKS			0	CHECK TOTALS	0.00		
MISSING CHECKS			0				
** TOTAL CHECKS (LESS VOIDED)			239	** TOTAL NET	808,126.95		
*** TOTAL CHECKS WRITTEN			241	*** GRAND TOTALS	808,726.95		

Date: 05/02/2016  
Time: 1:52 pm

LOUDONVILLE-PERRYSVILLE EX VI  
SORT BY CHECK NUMBER  
CHECK DATES BETWEEN 04/01/2016 AND 04/30/2016  
ALL CHECKS SELECTED

Page: 1  
(CHEKPY)

CHECK	TYPE	DATE	VENDOR	VENDOR	STATUS/DATE	BANK CODE	CHECK AMOUNT
085067	W	04/20/2016	MIDLAND COUNCIL OF GOVERNMENTS TRI-COUNTY COMPUTER SERVICES	001395	RECONCILED:04/30/2016		25,849.50
V VOIDED CHECKS			0	CHECK TOTALS		0.00	
R RECONCILED CHECKS			1	CHECK TOTALS		25,849.50	
W WARRANT CHECKS			1	CHECK TOTALS		25,849.50	
M MEMO CHECKS			0	CHECK TOTALS		0.00	
B REFUND CHECKS			0	CHECK TOTALS		0.00	
I INVESTMENT CHECKS			0	CHECK TOTALS		0.00	
T TRANSFER CHECKS			0	CHECK TOTALS		0.00	
D DISTRIBUTION CHECKS			0	CHECK TOTALS		0.00	
C PAYROLL CHECKS			0	CHECK TOTALS		0.00	
MISSING CHECKS			0				
** TOTAL CHECKS (LESS VOIDED)			1	** TOTAL NET		25,849.50	
*** TOTAL CHECKS WRITTEN			1	*** GRAND TOTALS		25,849.50	