

*Loudonville-Perrysville
Exempted Village School
District*



*Financial Reports for the period
ending December 31, 2015*

*Prepared by Marie Beddow,
Treasurer/CFO*

**Loudonville-Perrysville Exempted Village School District
General Account Reconciliation
December 31, 2015**

Farmers and Savings Bank (.01% Yield)	1,014,873.02
Total Demand Deposits:	1,014,873.02
Outstanding Checks:	14,017.33
Bank Balance minus Outstanding:	1,000,855.69
<hr/>	
Total Cash Fund Balance:	4,019,682.71

Investments:

STAR Ohio General Account (.19%)	719,494.62
PNC Money Market (.10)	767,605.29
National City Bank Payroll Account	500.00
Fifth Third Mutual Fund (.01%)	37,211.61
Fifth Third Securities CD Due 8/20/2018 (1.75%)	248,000.00
Fifth Third Securities CD Due 2/21/2018 (1.45%)	248,000.00
Fifth Third Securities CD Due 8/20/2018 (1.75%)	248,000.00
Fifth Third Securities CD Due 10/17/2017 (1.50%)	250,000.00
Fifth Third Securities CD Due 2/5/2018 (1.30%)	250,000.00
Fifth Third Securities CD Due 10/17/2016 (1.00%)	250,000.00
Total Investments:	3,018,811.52

Payroll Account Reconciling Item (15.50)

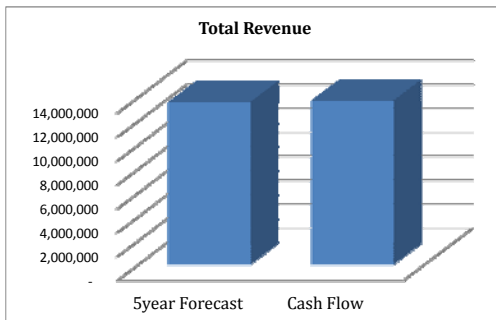
Total Adjustments:	(15.50)
Subtotal:	1,000,855.69
<hr/>	
DIFFERENCE:	0.00

Prepared:		
	Initials	Date
Reviewed:		
	Initials	Date

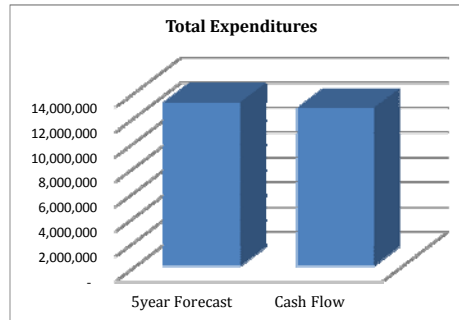
Five Year Forecast Comparison to Actual Cash Flow

	Difference	Proj. from Current 5year Forecast 2016	Proj. from Actual/Est. Cash Flow 2016	FYTD Actual Through Month Of: July - December	Estimated for Remaining Months
Revenue:					
1.010 - General Property Tax (Real Estate)	-	4,061,263	4,061,263	1,648,339	2,412,924
1.020 - Public Utility Personal Property	(0)	833,329	833,329	393,586	439,743
1.030 - Income Tax	7,168	1,747,747	1,754,915	994,930	759,985
1.035 - Unrestricted Grants-in-Aid	107,744	5,357,602	5,465,346	2,654,155	2,811,191
1.040 - 1.045 - Restricted Grants-in-Aid	(2,065)	213,810	211,745	97,054	114,691
1.050 - Property Tax Allocation	100	687,389	687,489	344,159	343,330
1.060 - All Other Operating Revenues	13,549	590,857	604,406	276,112	328,294
1.070 - Total Revenue	126,497	13,491,996	13,618,493	6,408,335	7,210,158
Other Financing Sources:					
2.070 - Total Other Financing Sources	-	80,569	80,569	76,993	3,576
2.080 - Total Revenues and Other Financing Sources	126,497	13,572,565	13,699,062	6,485,328	7,213,734
Expenditures:					
3.010 - Personnel Services	(18,554)	6,231,316	6,212,762	3,026,313	3,186,449
3.020 - Employees' Retirement/Insurance Benefits	(35,558)	3,073,130	3,037,572	1,414,190	1,623,382
3.030 - Purchased Services	(193,904)	2,409,696	2,215,792	1,149,609	1,066,183
3.040 - Supplies and Materials	(51,441)	598,905	547,464	266,462	281,002
3.050 - Capital Outlay	(146,185)	557,081	410,896	351,924	58,972
3.060 - 4.060 - Intergovernmental, Debt & Interest	-	111,805	111,805	94,786	17,019
4.300 - Other Objects	(7,646)	176,700	169,054	68,448	100,606
4.500 - Total Expenditures	(453,288)	13,158,633	12,705,345	6,371,732	6,333,613
Other Financing Uses:					
5.040 - Total Other Financing Uses	-	1,000	1,000	-	1,000
5.050 - Total Expenditures and Other Financing Uses	(453,288)	13,159,633	12,706,345	6,371,732	6,334,613
Excess of Rev & Other Financing Uses Over (Under)					
6.010 - Expenditures and Other Financing Uses	579,785	412,932	992,717	113,596	879,121
7.010 - Cash Balance July 1	(11)	3,237,904	3,237,893		
7.020 - Cash Balance June 30	579,774	3,650,836	4,230,610		

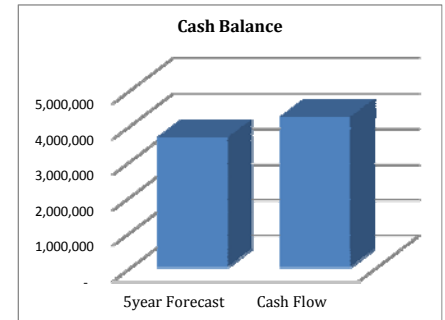
Projected Differences from 5year Forecast Actuals/Estimates as compared to Cash Flow Actual/Estimates



Dollar Variance: 126,497
Percent Variance: 0.93%



Dollar Variance: (453,288)
Percent Variance: -3.44%



Dollar Variance: 579,774
Percent Variance: 15.88%

**LOUDONVILLE-PERRYSVILLE EXEMPTED VILLAGE SCHOOL DISTRICT
GENERAL FUND TWO-YEAR COMPARISON
December 31, 2015**

This is the % change as of 12.31.15 comparing Actual FY2015 to Actual FY2016

	FY2015		FY2016			
	ACTUAL ANNUAL	FYTD ACTUAL DEC.	PROJECTED ANNUAL *	% Diff. ANNUAL *	FYTD ACTUAL DEC.	% Diff. DEC.
REVENUES						
General Property (Real Estate)	4,066,887	1,656,254	4,061,263	-0.14%	1,648,339	-0.48%
Tangible Personal Property Tax	843,906	407,850	833,329	-1.25%	393,586	-3.50%
Income Tax	1,713,477	950,884	1,747,747	2.00%	994,930	4.63%
Unrestricted Grants-in-Aid	4,890,690	2,579,398	5,357,602	9.55%	2,206,824	-14.44%
Restricted Grants-in-Aid **	236,201	98,231	213,810	-9.48%	80,630	-17.92%
Property Tax Allocation (Homestead/Rollback)	692,057	359,925	687,389	-0.67%	344,159	-4.38%
All Other Operating Revenue	855,096	445,588	590,857	-30.90%	231,314	-48.09%
Total Revenue	13,298,314	6,498,130	13,491,997	1.46%	5,899,782	-9.21%
OTHER FINANCING SOURCES						
Operating Transfers-In		-				
Advances-In	-	-	74,569	N/A	74,569	N/A
All Other Financial Sources	57,107	33,735	6,000	-89.49%	2,424	-92.81%
Total Other Financing Sources	57,107	33,735	80,569	41.08%	76,993	N/A
Total Revenues and Other Financing Sources	13,355,421	6,531,865	13,572,566	1.63%	5,976,775	-8.50%
EXPENDITURES						
Personal Services	6,413,949	3,115,494	6,231,316	-2.85%	2,561,466	-17.78%
Employees' Retirement/Insurance Benefits	2,846,728	1,429,984	3,073,130	7.95%	1,191,891	-16.65%
Purchased Services	2,245,100	1,261,927	2,391,696	6.53%	918,281	-27.23%
Supplies and Materials	415,373	233,596	598,905	44.18%	245,063	4.91%
Capital Outlay ₂	289,323	214,039	518,402	79.18%	349,779	63.42%
Other Objects	306,929	175,736	288,505	-6.00%	154,225	-12.24%
Total Expenditures	12,517,402	6,430,776	13,101,954	4.67%	5,420,705	-15.71%
OTHER FINANCING USES						
Operational Transfers - Out		-				
Advances - Out	74,569	-	1,000	-98.66%	-	0.00%
All Other Financing Uses	-	-	-		-	0.00%
Total Other Financing Uses	74,569	-	1,000	-98.66%	-	0.00%
Total Expenditures and Other Financing Uses	12,591,971	6,430,776	13,102,954	4.06%	5,420,705	-15.71%
Excess Rev. & Other Fin. Sources Over (Under) Exp.	763,450	101,089	469,612	-38.49%	556,070	450.08%
Beginning Cash Balance	2,474,456	2,474,456	3,237,906	30.85%	3,237,908	30.85%
Ending Cash Balance	\$ 3,237,906	\$ 2,575,545	\$ 3,707,518	14.50%	\$ 3,793,978	47.31%
Outstanding Encumbrances	87,162	818,305	-	-100.00%	1,285,087	57.04%
Ending Unencumbered Cash Balance	\$ 3,150,744	\$ 1,757,240	\$ 3,707,518	17.67%	\$ 2,508,891	42.77%

Date: 01/05/2016
 Time: 1:18 pm

LOUDONVILLE-PERRYSVILLE EX VI
 Financial Report by Fund/Fund/SCC

Page: 1
 (FINSUM)

Fund #	Fund Description	FYTD Receipts	MTD Expenditures	FYTD Expenditures	Current Fund Balance	Current Encumbrances	Unencumbered Fund Balance	Bank Code
001 0000	GENERAL							
	3,201,158.06	508,552.72	6,160,326.98	945,502.22	6,227,216.20	3,134,268.84	876,185.13	2,258,083.71
001 9992	CAPITAL/MAINTENANCE - SET-ASIDE							
	36,750.00	0.00	325,000.00	5,524.69	144,515.63	217,234.37	216,421.48	812.89
	TOTAL FOR Fund 001 - GENERAL:							
	3,237,908.06	508,552.72	6,485,326.98	951,026.91	6,371,731.83	3,351,503.21	1,092,606.61	2,258,896.60
003 0000	PERMANENT IMPROVEMENT							
	100,378.62	0.00	110,250.47	16,973.29	126,792.98	83,836.11	18,499.84	65,336.27
	TOTAL FOR Fund 003 - PERMANENT IMPROVEMENT:							
	100,378.62	0.00	110,250.47	16,973.29	126,792.98	83,836.11	18,499.84	65,336.27
006 0000	FOOD SERVICES							
	6,160.41	14,124.51	149,477.33	20,986.79	214,454.34	58,816.60-	159,946.25	218,762.85-
	TOTAL FOR Fund 006 - FOOD SERVICE:							
	6,160.41	14,124.51	149,477.33	20,986.79	214,454.34	58,816.60-	159,946.25	218,762.85-
007 9001	YOUNG TRUST							
	6,501.65	0.00	0.00	0.00	775.00	5,726.65	0.00	5,726.65
007 9002	HUGO H. & MABEL B. YOUNG O/S CITIZEN SCHOLAR.							
	12,000.00	0.00	0.00	0.00	12,000.00	0.00	0.00	0.00
007 9004	MILESTONE BENEFITS - STUDENT SCHOLARSHIP FUND							
	2,000.00	0.00	0.00	1,000.00	1,000.00	1,000.00	1,000.00	0.00
007 9007	HEATHER DERRENBERGER SCHOLARSHIP-LONG LAKE, IN							
	1,000.00	0.00	0.00	0.00	0.00	1,000.00	500.00	500.00
007 9008	YEAGER SCHOLARSHIP - SPECIAL TRUST							
	1,000.00	0.00	0.00	0.00	0.00	1,000.00	0.00	1,000.00
007 9010	PEPSI SCHOLARSHIP							
	3,314.00	0.00	0.00	0.00	0.00	3,314.00	2,500.00	814.00
007 9014	FRATERNAL ORDER OF EAGLES SCHOLARSHIP							
	6,000.00	0.00	0.00	0.00	0.00	6,000.00	5,000.00	1,000.00
007 9015	MEDICAL MUTUAL SCHOLARSHIP							
	1,000.00	0.00	0.00	0.00	250.00	750.00	500.00	250.00
007 9813	C.E. BUDD TEACHER'S LOUNGE							
	214.69	26.61	186.61	0.00	0.00	401.30	0.00	401.30

*** NOTE!! ONLY ACTIVE ACCOUNTS HAVE BEEN SELECTED, TOTALS MAY EXCLUDE AMOUNTS THAT ARE RELATED TO INACTIVE ACCOUNTS.

Date: 01/05/2016
 Time: 1:18 pm

LOUDONVILLE-PERRYSVILLE EX VI
 Financial Report by Fund/Fund/SCC

Page: 2
 (FINSUM)

Fund #	Fund Description	FYTD	MTD	FYTD	Current	Current	Unencumbered	Bank
Begin	MTD	Receipts	Expenditures	Expenditures	Fund	Encumbrances	Fund	Code
Balance	Receipts				Balance		Balance	
007 9814	TEACHERS STUDY LOUNGE-HIGH SCHOOL							
1,418.00	40.09	107.74	0.00	106.96	1,418.78	1,293.04	125.74	
007 9815	PJHS FACULTY LOUNGE FUND							
228.54	0.00	0.00	0.00	0.00	228.54	0.00	228.54	
007 9816	UNCLAIMED FUNDS (STALE-DATED CHECKS)							
3,492.58	0.00	0.00	0.00	0.00	3,492.58	0.00	3,492.58	
TOTAL FOR Fund 007 - SPECIAL TRUST:								
38,169.46	66.70	294.35	1,000.00	14,131.96	24,331.85	10,793.04	13,538.81	
009 0000	UNIFORM SUPPLIES							
0.00	0.00	296.10	0.00	2,257.72	1,961.62-	0.00	1,961.62-	
TOTAL FOR Fund 009 - UNIFORM SCHOOL SUPPLIES:								
0.00	0.00	296.10	0.00	2,257.72	1,961.62-	0.00	1,961.62-	
014 9021	MOHICAN YOUTH ACADEMY							
313.39	106,959.84	373,265.71	61,321.01	463,648.22	90,069.12-	437,022.16	527,091.28-	
TOTAL FOR Fund 014 - ROTARY-INTERNAL SERVICES:								
313.39	106,959.84	373,265.71	61,321.01	463,648.22	90,069.12-	437,022.16	527,091.28-	
018 9801	PUBLIC SCHOOL SUPPORT FUND-PERRYSVILLE							
9,681.86	481.25	1,481.25	846.03	2,858.72	8,304.39	2,739.12	5,565.27	
018 9802	PUBLIC SCHOOL SUPPORT FUND-MCMULLEN							
13,526.29	588.13	1,011.92	377.17	3,959.32	10,578.89	1,406.46	9,172.43	
018 9803	PUBLIC SCHOOL SUPPORT FUND-BUDD							
1,669.02	158.18	779.38	0.00	545.00-	2,993.40	386.00	2,607.40	
018 9804	PUBLIC SCHOOL SUPPORT FUND-HIGH SCHOOL							
7,183.86	711.26	1,561.26	457.81	779.89	7,965.23	2,963.95	5,001.28	
TOTAL FOR Fund 018 - PUBLIC SCHOOL SUPPORT:								
32,061.03	1,938.82	4,833.81	1,681.01	7,052.93	29,841.91	7,495.53	22,346.38	
019 9203	FIRST PRESBYTERIAN CHURCH: SCHOOL SUPPLIES							
1,237.20	0.00	600.00	0.00	0.00	1,837.20	0.00	1,837.20	
019 9401	HUGO & MABEL YOUNG FOUNDATION: IB SCHOOL FEES							
2,400.00	0.00	0.00	0.00	0.00	2,400.00	0.00	2,400.00	
019 9506	ARCHERY GRANT: FISHER							
500.00	0.00	2,500.00	0.00	0.00	3,000.00	3,000.00	0.00	

*** NOTE!! ONLY ACTIVE ACCOUNTS HAVE BEEN SELECTED, TOTALS MAY EXCLUDE AMOUNTS THAT ARE RELATED TO INACTIVE ACCOUNTS.

Date: 01/05/2016
 Time: 1:18 pm

LOUDONVILLE-PERRYSVILLE EX VI
 Financial Report by Fund/Fund/SCC

Page: 3
 (FINSUM)

Fund #	Fund Description	FYTD Receipts	MTD Expenditures	FYTD Expenditures	Current Fund Balance	Current Encumbrances	Unencumbered Fund Balance	Bank Code
019 9507	CHANBER OF COMMERCE: STUDENT NEEDS	150.00	0.00	0.00	150.00	0.00	150.00	
019 9508	MOHICAN AREA COMMUNITY FUND: EXTRA CURRICULAR	838.00	0.00	1,500.00	0.00	0.00	2,338.00	
019 9509	YOUNG FOUNDATION GRANT: ROBOTICS LAB	4,051.89	0.00	0.00	690.23	3,066.03	985.86	669.36
019 9601	ACCF GRANT: STONER, C.E. BUDD	0.00	0.00	2,500.00	0.00	2,500.00	0.00	0.00
019 9602	ACCF GRANT: ASHBY LHS	0.00	0.00	2,015.00	0.00	0.00	2,015.00	2,015.00
019 9603	BELIEVE IN OHIO: YOUNGEN	0.00	0.00	800.00	0.00	0.00	800.00	800.00
019 9604	FIRST ENERGY GRANT: GRIBBLE	0.00	0.00	1,000.00	0.00	0.00	1,000.00	1,000.00
019 9605	KNIGHTS OF COLUMBUS: COATS FOR KIDS LHS	0.00	500.00	500.00	0.00	0.00	500.00	500.00
019 9702	L-P ENDOWMENT FUND	0.00	0.00	8,681.00	0.00	1,000.00	7,681.00	0.00
019 9714	CHILDREN'S HUNGER ALLIANCE FY08	826.28	0.00	0.00	0.00	273.04	553.24	0.00
	TOTAL FOR Fund 019 - OTHER GRANT:	10,003.37	500.00	20,096.00	690.23	6,839.07	23,260.30	4,169.36
022 9501	OHSAA TOURNAMENT GAME	0.00	0.00	1,358.00	594.81	1,279.65	78.35	60.00
	TOTAL FOR Fund 022 - DISTRICT AGENCY:	0.00	0.00	1,358.00	594.81	1,279.65	78.35	60.00
024 0000	EMPLOYEE HEALTH BENEFITS - SELF-INSURANCE	693,540.12	169,122.05	999,052.33	173,219.89	1,032,058.08	660,534.37	2,912.24
	TOTAL FOR Fund 024 - EMPLOYEE BENEFITS SELF INS.:	693,540.12	169,122.05	999,052.33	173,219.89	1,032,058.08	660,534.37	2,912.24
031 0000	UNDERGROUND STORAGE TANK FUND (BUSTR)	11,000.00	0.00	0.00	0.00	0.00	11,000.00	0.00

*** NOTE!! ONLY ACTIVE ACCOUNTS HAVE BEEN SELECTED, TOTALS MAY EXCLUDE AMOUNTS THAT ARE RELATED TO INACTIVE ACCOUNTS.

Date: 01/05/2016
 Time: 1:18 pm

LOUDONVILLE-PERRYSVILLE EX VI
 Financial Report by Fund/Fund/SCC

Page: 4
 (FINSUM)

Fund #	Fund Description	FYTD Receipts	MTD Expenditures	FYTD Expenditures	Current Fund Balance	Current Encumbrances	Unencumbered Fund Balance	Bank Code
	TOTAL FOR Fund 031 - UNDERGROUND STORAGE TANK FUND							
	11,000.00	0.00	0.00	0.00	11,000.00	0.00	11,000.00	
200 921A	FOREIGN LANGUAGE CLUB							
	423.99	0.00	0.00	0.00	423.99	0.00	423.99	
200 932A	F.C.C.L.A. (F.H.A.)							
	3,026.97	0.00	0.00	500.00-	3,526.97	0.00	3,526.97	
200 933A	F.F.A.							
	493.58	303.50	6,815.65	158.38	6,669.53	14,953.31	14,313.61-	
200 943A	DANCE TEAM							
	54.22	0.00	270.00	265.17	59.05	0.00	59.05	
200 961A	STUDENT COUNCIL							
	200.16	0.00	920.15	887.32	232.99	0.00	232.99	
200 961B	JR. HIGH STUDENT COUNCIL-PERRYSVILLE							
	306.04	0.00	406.00	0.00	316.81	0.00	395.23	
200 962A	ACADEMIC CHALLENGE							
	12.00	50.00	400.00	72.00	302.68	45.00	64.32	
200 965A	T.I. (TEEN INSTITUTE)							
	82.02	0.00	0.00	0.00	82.02	0.00	82.02	
200 966A	COUNCIL FOR EXCEPTIONAL CHILDREN-C.E.C. CLUB							
	368.00	1,700.00	4,315.00	3,432.50	3,451.50	1,231.50	1,231.50	
200 967I	CLASS OF 2014							
	1,052.13	0.00	0.00	0.00	1,052.13	0.00	1,052.13	
200 967J	CLASS OF 2015							
	2,447.58	0.00	0.00	0.00	2,447.58	0.00	0.00	
200 967K	CLASS OF 2016							
	852.00	0.00	98.00	0.00	950.00	1,888.25	938.25-	
200 967L	CLASS OF 2017							
	721.00	0.00	119.00	0.00	840.00	0.00	840.00	
200 967M	CLASS OF 2018							
	266.60	0.00	154.00	0.00	420.60	0.00	420.60	
200 967N	CLASS OF 2019							
	0.00	0.00	119.00	0.00	119.00	0.00	119.00	

*** NOTE!! ONLY ACTIVE ACCOUNTS HAVE BEEN SELECTED, TOTALS MAY EXCLUDE AMOUNTS THAT ARE RELATED TO INACTIVE ACCOUNTS.

Date: 01/05/2016
 Time: 1:18 pm

LOUDONVILLE-PERRYSVILLE EX VI
 Financial Report by Fund/Fund/SCC

Page: 5
 (FINSUM)

Fund #	Fund Description	FYTD Receipts	MTD Expenditures	FYTD Expenditures	Current Fund Balance	Current Encumbrances	Unencumbered Fund Balance	Bank Code	
200 969A	REDBIRD 268.66	0.00	0.00	0.00	268.66	0.00	268.66		
200 971A	HONOR SOCIETY 584.69	0.00	1,625.00	140.00	1,194.33	0.00	1,015.36		
200 973A	LEO CLUB 1,210.63	1,799.98	1,799.98	1,824.65	1,824.65	300.00	885.96		
200 974A	SKI CLUB 464.50	0.00	0.00	0.00	464.50	0.00	464.50		
200 975A	JOB SKILLS GROUP LHS 1,370.59	25.10	278.95	298.82	624.31	300.00	725.23		
200 976A	LHS PROM FUND 910.52	0.00	435.45	928.47	1,428.47	1,275.00	1,357.50-		
TOTAL FOR Fund 200 - STUDENT MANAGED ACTIVITY:		15,115.88	3,878.58	17,756.18	8,007.31	18,912.35	13,959.71	18,761.56	4,801.85-
300 913A	DRAMA CLUB 4,317.34	0.00	2,050.00	185.89	401.64	5,965.70	5,965.70		
300 940A	MUSIC DEPARTMENT 8,555.87	110.00	110.00	37.75	73.25	8,592.62	3,126.75	5,465.87	
300 950A	ATHLETIC FUND - HIGH SCHOOL 14,507.59	11,449.00	64,015.83	11,593.11	75,238.46	3,284.96	41,575.12	38,290.16-	
300 950B	ATHLETIC FUND - PERRYSVILLE JUNIOR HIGH 10,921.13	3,547.00	7,134.00	3,173.32	8,797.87	9,257.26	9,061.28	195.98	
300 968A	YEARBOOK FUND HIGH SCHOOL 126.36	0.00	1,362.00	739.20	739.20	749.16	749.16		
TOTAL FOR Fund 300 - DISTRICT MANAGED ACTIVITY:		38,428.29	15,106.00	74,671.83	15,729.27	85,250.42	27,849.70	53,763.15	25,913.45-
451 9116	ONENET PUBLIC COMMUNICATIONS SUBSIDY - FY16 0.00	0.00	3,600.00	0.00	0.00	3,600.00	3,600.00		
TOTAL FOR Fund 451 - DATA COMMUNICATION FUND:		0.00	0.00	3,600.00	0.00	0.00	3,600.00	0.00	3,600.00
461 9115	HSTW GRANT FY2015 2,907.35	0.00	0.00	0.00	2,907.35	0.00	0.00	0.00	

*** NOTE!! ONLY ACTIVE ACCOUNTS HAVE BEEN SELECTED, TOTALS MAY EXCLUDE AMOUNTS THAT ARE RELATED TO INACTIVE ACCOUNTS.

Date: 01/05/2016
 Time: 1:18 pm

LOUDONVILLE-PERRYSVILLE EX VI
 Financial Report by Fund/Fund/SCC

Page: 6
 (FINSUM)

Fund #	Fund Description	FYTD Receipts	MTD Expenditures	FYTD Expenditures	Current Fund Balance	Current Encumbrances	Unencumbered Fund Balance	Bank Code
461 9116	HSTW GRANT FY2016	0.00	637.57	2,857.53	1,237.94	500.00	1,737.94	
	TOTAL FOR Fund 461 - VOCATIONAL EDUC. ENHANCEMENTS	2,907.35	637.57	2,857.53	1,237.94	500.00	1,737.94	
499 9115	PROJECT LEAD THE WAY FY15	2.59	0.00	0.00	2.59	0.00	2.59	
	TOTAL FOR Fund 499 - MISCELLANEOUS STATE GRANT FUN	2.59	0.00	0.00	2.59	0.00	2.59	
516 9115	IDEA-B SPECIAL EDUCATION FY2015	2,229.70	0.00	32,599.40	0.00	0.00	0.00	
516 9116	IDEA-B SPECIAL EDUCATION FY2016	0.00	18,488.12	66,063.21	18,488.14	0.00	18,488.14	
	TOTAL FOR Fund 516 - IDEA PART B GRANTS:	2,229.70	18,488.12	98,662.61	18,488.14	0.00	18,488.14	
536 9115	TITLE I SCHOOL IMPROVEMENT GRANT FY15	589.28	0.00	2,011.04	0.00	0.00	0.00	
536 9116	TITLE I SCHOOL IMPROVEMENT GRANT FY16	0.00	0.00	0.00	201.29	15,097.28	15,298.57	
	TOTAL FOR Fund 536 - TITLE I SCHOOL IMPROVEMENT A:	589.28	0.00	2,011.04	201.29	15,097.28	15,298.57	
572 9115	TITLE I: FY15	1,655.24	0.00	38,317.40	0.00	0.00	0.00	
572 9116	TITLE I: FY16	0.00	26,653.68	93,741.78	28,148.13	42,015.22	70,163.35	
572 9215	TITLE I - D MYA	1,175.81	0.00	6,949.95	0.00	0.00	0.00	
572 9216	TITLE I - D MYA FY16	0.00	11,214.38	20,887.65	7,370.60	78,555.32	85,925.92	
	TOTAL FOR Fund 572 - TITLE I DISADVANTAGED CHILDRE	2,831.05	37,868.06	159,896.78	35,518.73	120,570.54	156,089.27	
590 9115	TITLE II-A: IMPROVING TEACH. QUALITY - FY15	815.39	0.00	6,377.15	0.00	0.00	0.00	

*** NOTE!! ONLY ACTIVE ACCOUNTS HAVE BEEN SELECTED, TOTALS MAY EXCLUDE AMOUNTS THAT ARE RELATED TO INACTIVE ACCOUNTS.

Date: 01/05/2016
 Time: 1:18 pm

LOUDONVILLE-PERRYSVILLE EX VI
 Financial Report by Fund/Fund/SCC

Fund #	Fund Description	FYTD Receipts	MTD Expenditures	FYTD Expenditures	Current Fund Balance	Current Encumbrances	Unencumbered Fund Balance	Bank Code
590 9116	TITLE II-A: IMPROVING TEACH. QUALITY - FY16							
	0.00	3,582.79	12,853.15	3,583.19	16,436.34	3,583.19-	0.00	3,583.19-
	TOTAL FOR Fund 590 - IMPROVING TEACHER QUALITY:							
	815.39	3,582.79	19,230.30	3,583.19	23,628.88	3,583.19-	0.00	3,583.19-
599 9115	TITLE VI-B RURAL & LOW INCOME FY15							
	1,133.12	0.00	1,133.12-	0.00	0.00	0.00	0.00	0.00
599 9116	TITLE VI-B RURAL & LOW INCOME FY16							
	0.00	205.00	1,830.25	238.76	2,069.01	238.76-	8,731.19	8,969.95-
	TOTAL FOR Fund 599 - MISCELLANEOUS FED. GRANT FUND							
	1,133.12	205.00	697.13	238.76	2,069.01	238.76-	8,731.19	8,969.95-
	GRAND TOTALS:							
	4,192,408.55	881,030.76	8,523,634.48	1,310,498.57	8,696,360.32	4,019,682.71	1,950,928.75	2,068,753.96

*** NOTE!! ONLY ACTIVE ACCOUNTS HAVE BEEN SELECTED, TOTALS MAY EXCLUDE AMOUNTS THAT ARE RELATED TO INACTIVE ACCOUNTS.

Date: 01/05/16
 Time: 1:36 pm

LOUDONVILLE-PERRYSVILLE EX VI
 Revenue Account Summary
 SORTED BY FUND-SCC

Page: 1
 (REVSUM)

Account Number FND RCPT SCC SUBJ OU	Description	FYTD Receivable	FYTD Actual Receipts	MTD Actual Receipts	YTD Actual Receipts	FYTD Balance Receivable	FYTD Percent Received
001 1111 0000 000000 000	REAL ESTATE TAX - ASHLAND COUNTY	2,864,263.00	939,619.09	0.00	2,837,697.93	1,924,643.91	32.80
001 1122 0000 000000 000	PERSONAL PROPERTY TAX - ASHLAND CO.	706,329.00	332,088.60	0.00	806,201.43	374,240.40	47.02
001 1130 0000 000000 000	SCHOOL DISTRICT INCOME TAX	1,747,747.00	994,930.29	0.00	1,757,523.35	752,816.71	56.93
001 1190 0000 000000 000	MOBILE HOME TAX - ASHLAND	15,000.00	6,984.23	0.00	17,740.12	8,015.77	46.56
001 1221 0000 000000 000	TUITION - RECEIVED FROM OTHER DISTRICTS	20,000.00	4,199.28	0.00	14,522.52	15,800.72	21.00
001 1223 0000 000000 000	SPECIAL EDUCATION TUITION, EXCESS COSTS	15,000.00	0.00	0.00	8,525.74	15,000.00	0.00
001 1223 0000 000000 021	SPECIAL ED TUITION, EXCESS COSTS: TSYA	0.00	0.00	0.00	63,318.47	0.00	0.00
001 1227 0000 000000 000	OPEN ENROLLMENT - RECEIVED FROM OTHER DIST.	422,957.00	206,483.90	34,413.98	418,165.92	216,473.10	48.82
001 1390 0000 000000 000	TRANSPORTATION FEES	3,000.00	2,923.57	0.00	2,923.57	76.43	97.45
001 1410 0000 000000 000	INTEREST	17,000.00	7,820.38	3,382.92	14,605.09	9,179.62	46.00
001 1810 0000 000000 000	BUILDING & EQUIPMENTAL RENTAL	100.00	0.00	0.00	30.00	100.00	0.00
001 1933 0000 000000 000	SALE OF PROPERTY	1,000.00	0.00	0.00	22.14	1,000.00	0.00
001 3110 0000 000000 000	SCHOOL FOUNDATION PROGRAM	3,036,876.00	1,527,278.82	266,804.12	3,014,868.61	1,509,597.18	50.29
001 3110 0000 000000 201	SCH. FOUND-SPECIAL ED WEIGHTED AID	505,579.00	259,503.11	43,349.20	511,816.89	246,075.89	51.33
001 3110 0000 000000 202	SCH.FOUNDATION - K-3 LITERACY	65,631.00	32,867.66	5,477.81	65,379.35	32,763.34	50.08
001 3110 0000 000000 203	SCH. FOUNDATION - CAPACITY AID	189,707.00	95,659.88	15,966.16	95,659.88	94,047.12	50.43

*** NOTE!! ONLY ACTIVE ACCOUNTS HAVE BEEN SELECTED, TOTALS MAY EXCLUDE AMOUNTS THAT ARE RELATED TO INACTIVE ACCOUNTS. ***

Date: 01/05/16
 Time: 1:36 pm

LOUDONVILLE-PERRYSVILLE EX VI
 Revenue Account Summary
 SORTED BY FUND-SCC

Page: 2
 (REVSUM)

Account Number FND RCPT SCC SUBJ OU	Description	FYTD Receivable	FYTD Actual Receipts	MTD Actual Receipts	YTD Actual Receipts	FYTD Balance Receivable	FYTD Percent Received
001 3110 0000 000000 204	PUPIL TRANSPORTATION	438,135.00	200,805.65	31,286.98	379,853.61	237,329.35	45.83
001 3110 0000 000000 205	SCHOOL FOUNDATION - LEP	3,178.00	1,618.00	264.21	3,797.38	1,560.00	50.91
001 3110 0000 000000 206	SCH.FOUNDATION - TARGETED ASSISTANCE	831,264.00	403,774.52	67,284.96	641,553.96	427,489.48	48.57
001 3110 0000 000000 207	SPECIAL ED. TRANSPORTATION-SCHOOL FOUNDATION	18,020.00	9,010.22	1,501.71	16,540.47	9,009.78	50.00
001 3110 0000 000000 208	SCH. FOUNDATION - THIRD GRADE READING BONUS	16,099.00	0.00	0.00	0.00	16,099.00	0.00
001 3110 0000 000000 209	SCH.FOUNDATION - GIFTED SUPPLEMENT	60,836.00	30,457.88	5,076.26	60,228.55	30,378.12	50.07
001 3110 0000 000000 210	SCH. FOUNDATION - GRADUATION BONUS	14,279.00	0.00	0.00	0.00	14,279.00	0.00
001 3110 0000 000000 211	SCHOOL FOUNDATION - PRESCHOOL	122,997.00	61,887.39	10,319.75	113,290.43	61,109.61	50.32
001 3131 0000 000000 000	10% AND 2.5% ROLLBACK	430,000.00	218,222.51	0.00	437,197.41	211,777.49	50.75
001 3132 0000 000000 000	HOMESTEAD EXEMPTION	169,391.05	81,937.01	0.00	165,761.41	87,454.04	48.37
001 3135 0000 000000 000	TPP TAX REPLACEMENT FUNDS	87,997.95	43,998.98	0.00	73,331.63	43,998.97	50.00
001 3190 0000 000000 000	CASINO REVENUE	55,000.00	31,293.32	0.00	62,459.63	23,706.68	56.90
001 3211 0000 000000 000	SCH. FOUNDATION - ECONOMICALLY DISADVANTAGED	152,204.00	73,964.72	12,321.12	161,037.30	78,239.28	48.60
001 3219 0000 000000 000	SCHOOL FOUNDATION CAREER TECH & CATASTROPHIC	61,606.00	23,088.73	4,102.70	73,987.47	38,517.27	37.48
001 4220 0000 000000 000	RESTRICTED-GRANT-FEDERAL THRU STATE-CAFS-MED	30,000.00	16,986.34	3,088.18	72,609.92	13,013.66	56.62
001 5220 0000 000000 000	RETURN OF ADVANCE	74,569.46	74,569.46	0.00	74,569.46	0.00	100.00

*** NOTE!! ONLY ACTIVE ACCOUNTS HAVE BEEN SELECTED, TOTALS MAY EXCLUDE AMOUNTS THAT ARE RELATED TO INACTIVE ACCOUNTS. ***

Date: 01/05/16
 Time: 1:36 pm

LOUDONVILLE-PERRYSVILLE EX VI
 Revenue Account Summary
 SORTED BY FUND-SCC

Page: 3
 (REVSUM)

Account Number FND RCPT SCC SUBJ OU	Description	FYTD Receivable	FYTD Actual Receipts	MTD Actual Receipts	YTD Actual Receipts	FYTD Balance Receivable	FYTD Percent Received
001 5300 0000 000000 000	REFUND-PRIOR YEAR EXP. 5,000.00	5,000.00	2,423.52	0.00	25,773.79	2,576.48	48.47
001 1740 0001 000000 000	CLASSROOM FEES - MC MULLEN ELEMENTARY 5,200.00	5,200.00	4,290.00	0.00	8,140.00	910.00	82.50
001 1890 0001 000000 000	OTHER LOCAL SOURCES - MISC. 22,000.00	22,000.00	6,421.77	720.50	18,697.37	15,578.23	29.19
001 1890 0001 000000 021	OTHER LOCAL SOURCES - MYA RESIDENT DISTRICTS 20,000.00	20,000.00	10,667.29	3,192.16	23,213.29	9,332.71	53.34
001 1111 0002 000000 000	REAL ESTATE TAXES - HOLMES 584,000.00	584,000.00	247,884.61	0.00	566,142.40	336,115.39	42.45
001 1122 0002 000000 000	PERSONAL PROPERTY TAX - HOLMES 58,000.00	58,000.00	26,704.70	0.00	57,826.23	31,295.30	46.04
001 1190 0002 000000 000	MOBILE HOME TAX - HOLMES 3,500.00	3,500.00	1,811.86	0.00	3,455.55	1,688.14	51.77
001 1740 0002 000000 000	CLASSROOM FEES - BUDD ELEMENTARY 3,450.00	3,450.00	2,160.00	0.00	3,600.00	1,290.00	62.61
001 1111 0003 000000 000	REAL ESTATE TAXES - KNOX 150,000.00	150,000.00	78,355.13	0.00	167,849.00	71,644.87	52.24
001 1122 0003 000000 000	PERSONAL PROPERTY TAX - KNOX 27,000.00	27,000.00	13,868.40	0.00	27,978.55	13,131.60	51.36
001 1190 0003 000000 000	MOBILE HOME TAX - KNOX 950.00	950.00	593.30	0.00	2,868.12	356.70	62.45
001 1740 0003 000000 000	CLASSROOM FEES - PERRYSVILLE JR. HIGH 2,800.00	2,800.00	1,960.00	0.00	3,255.50	840.00	70.00
001 1111 0004 000000 000	REAL ESTATE TAXES - RICHLAND 138,000.00	138,000.00	57,480.31	0.00	140,827.33	80,519.69	41.65
001 1122 0004 000000 000	PERSONAL PROPERTY TAX - RICHLAND 42,000.00	42,000.00	20,923.94	0.00	44,175.71	21,076.06	49.82
001 1740 0004 000000 000	CLASSROOM FEES - HIGH SCHOOL 9,900.00	9,900.00	2,808.61	0.00	9,946.56	7,091.39	28.37

*** NOTE!! ONLY ACTIVE ACCOUNTS HAVE BEEN SELECTED, TOTALS MAY EXCLUDE AMOUNTS THAT ARE RELATED TO INACTIVE ACCOUNTS. ***

LOUDONVILLE-PERRYSVILLE EX VI
 Revenue Account Summary
 SORTED BY FUND-SCC

Account Number FND RCPT SCC SUBJ OU	Description	FYTD Receivable	FYTD Actual Receipts	MTD Actual Receipts	YTD Actual Receipts	FYTD Balance Receivable	FYTD Percent Received
*****TOTAL FOR FUND-SCC 001 0000 (GENERAL):							
Ex Tr/Ad		13,172,996.00	6,085,757.52	508,552.72	12,994,399.58	7,087,238.48	46.20
In Tr/Ad		13,247,565.46	6,160,326.98	508,552.72	13,068,969.04	7,087,238.48	46.50
=====							
001 1111 9992 000000 000	REAL ESTATE TAX - ASHLAND	325,000.00	325,000.00	0.00	239,913.75	0.00	100.00
*****TOTAL FOR FUND-SCC 001 9992 (CAPITAL/MAINTENANCE - SET-ASIDE):							
Ex Tr/Ad		325,000.00	325,000.00	0.00	239,913.75	0.00	100.00
In Tr/Ad		325,000.00	325,000.00	0.00	239,913.75	0.00	100.00
=====							
003 1111 0000 000000 000	PERMANENT IMPROVEMENT - R.E.	217,960.00	87,948.08	0.00	212,384.84	130,011.92	40.35
003 1122 0000 000000 000	PERMANENT IMPROVEMENT - PERSONAL PROPERTY	32,840.00	15,410.52	0.00	32,483.93	17,429.48	46.93
003 1190 0000 000000 000	PERMANENT IMPROVEMENT - MOBILE HOME TAX	1,100.00	550.40	0.00	1,196.48	549.60	50.04
003 1933 0000 000000 000	SALE OF PROPERTY	0.00	1.00	0.00	2.00	1.00-	0.00
003 3132 0000 000000 000	HOMESTEAD EXEMPTION	100.00	4,258.72	0.00	4,537.09	4,158.72-	0.00
003 3135 0000 000000 000	TPP FIXED RATE PAYMENT PI FUND	0.00	2,081.75	0.00	6,245.25	2,081.75-	0.00
*****TOTAL FOR FUND-SCC 003 0000 (PERMANENT IMPROVEMENT):							
Ex Tr/Ad		252,000.00	110,250.47	0.00	256,849.59	141,749.53	43.75
In Tr/Ad		252,000.00	110,250.47	0.00	256,849.59	141,749.53	43.75
=====							
006 1511 0000 000000 000	STUDENT - SALE OF BREAKFAST	9,275.00	2,258.85	474.75	7,632.55	7,016.15	24.35
006 1512 0000 000000 000	STUDENTS - SALE OF TYPE A LUNCHES	143,228.00	61,916.65	9,928.38	136,569.42	81,311.35	43.23
006 1513 0000 000000 000	STUDENTS - SALE OF ALA-CARTE	43,959.00	19,222.23	3,045.38	41,829.04	24,736.77	43.73

*** NOTE!! ONLY ACTIVE ACCOUNTS HAVE BEEN SELECTED, TOTALS MAY EXCLUDE AMOUNTS THAT ARE RELATED TO INACTIVE ACCOUNTS. ***

Date: 01/05/16
 Time: 1:36 pm

LOUDONVILLE-PERRYSVILLE EX VI
 Revenue Account Summary
 SORTED BY FUND-SCC

Account Number FND RCPT SCC SUBJ OU	Description	FYTD Receivable	FYTD Actual Receipts	MTD Actual Receipts	YTD Actual Receipts	FYTD Balance Receivable	FYTD Percent Received
006 1514 0000 000000 000	STUDENTS - SALE OF MILK	1,650.00	814.50	122.00	1,715.45	835.50	49.36
006 1523 0000 000000 000	ADULT - SALE OF ALA CARTE	8,654.00	2,882.05	554.00	7,256.15	5,771.95	33.30
006 1890 0000 000000 000	MISCELLANEOUS - LUNCHES -HEAD START-KNO-HO-CO	576.00	0.00	0.00	367.30	576.00	0.00
006 3213 0000 000000 000	STATE RECEIPTS	5,455.00	432.12	0.00	4,456.19	5,022.88	7.92
006 3219 0000 000000 000	SCHOOL BREAKFAST GRANT	173.00	0.00	0.00	172.67	173.00	0.00
006 4120 0000 000000 000	FEDERAL LUNCH REIMBURSEMENT	206,458.00	53,114.49	0.00	179,624.41	153,343.51	25.73
006 4139 0000 000000 000	FEDERAL BREAKFAST REIMBURSEMENT	40,354.00	8,836.44	0.00	35,010.00	31,517.56	21.90
006 5300 0000 000000 000	FOOD SERVICE REFND OF PRIOR YEAR EXPENDITUR	13,147.00	0.00	0.00	489.95	13,147.00	0.00
*****TOTAL FOR FUND-SCC 006 0000 (FOOD SERVICES):							
Ex Tr/Ad		472,929.00	149,477.33	14,124.51	415,123.13	323,451.67	31.61
In Tr/Ad		472,929.00	149,477.33	14,124.51	415,123.13	323,451.67	31.61
=====							
007 1890 9001 000000 000	SPECIAL TRUST - 007 YOUNG TRUST	3,000.00	0.00	0.00	3,000.00	3,000.00	0.00
*****TOTAL FOR FUND-SCC 007 9001 (YOUNG TRUST):							
Ex Tr/Ad		3,000.00	0.00	0.00	3,000.00	3,000.00	0.00
In Tr/Ad		3,000.00	0.00	0.00	3,000.00	3,000.00	0.00
=====							
007 1890 9002 000000 000	HUGO H. &MABLE B.YOUNG O/S CITIZEN SCHOLARSH	12,000.00	0.00	0.00	12,000.00	12,000.00	0.00
*****TOTAL FOR FUND-SCC 007 9002 (HUGO H. & MABEL B. YOUNG O/S CITIZEN SCHOLAR.):							
Ex Tr/Ad		12,000.00	0.00	0.00	12,000.00	12,000.00	0.00
In Tr/Ad		12,000.00	0.00	0.00	12,000.00	12,000.00	0.00
=====							

*** NOTE!! ONLY ACTIVE ACCOUNTS HAVE BEEN SELECTED, TOTALS MAY EXCLUDE AMOUNTS THAT ARE RELATED TO INACTIVE ACCOUNTS. ***

LOUDONVILLE-PERRYSVILLE EX VI
 Revenue Account Summary
 SORTED BY FUND-SCC

Account Number FND RCPT SCC SUBJ OU	Description	FYTD Receivable	FYTD Actual Receipts	MTD Actual Receipts	YTD Actual Receipts	FYTD Balance Receivable	FYTD Percent Received
007 1890 9004 000000 000	MILESTONE BENEFITS-STUDENT SCHOLARSHIP FUND	2,000.00	0.00	0.00	2,000.00	2,000.00	0.00
*****TOTAL FOR FUND-SCC 007 9004 (MILESTONE BENEFITS - STUDENT SCHOLARSHIP FUND):							
Ex Tr/Ad		2,000.00	0.00	0.00	2,000.00	2,000.00	0.00
In Tr/Ad		2,000.00	0.00	0.00	2,000.00	2,000.00	0.00
=====							
007 1890 9008 000000 000	YEAGER SCHOLARSHIP - SPECIAL TRUST	1,000.00	0.00	0.00	1,000.00	1,000.00	0.00
*****TOTAL FOR FUND-SCC 007 9008 (YEAGER SCHOLARSHIP - SPECIAL TRUST):							
Ex Tr/Ad		1,000.00	0.00	0.00	1,000.00	1,000.00	0.00
In Tr/Ad		1,000.00	0.00	0.00	1,000.00	1,000.00	0.00
=====							
007 1890 9014 000000 004	FRATERNAL ORDER OF EAGLES SCHOLARSHIP	3,000.00	0.00	0.00	3,000.00	3,000.00	0.00
*****TOTAL FOR FUND-SCC 007 9014 (FRATERNAL ORDER OF EAGLES SCHOLARSHIP):							
Ex Tr/Ad		3,000.00	0.00	0.00	3,000.00	3,000.00	0.00
In Tr/Ad		3,000.00	0.00	0.00	3,000.00	3,000.00	0.00
=====							
007 1890 9015 000000 004	MEDICAL MUTUAL SCHOLARSHIP PROCEEDS	500.00	0.00	0.00	500.00	500.00	0.00
*****TOTAL FOR FUND-SCC 007 9015 (MEDICAL MUTUAL SCHOLARSHIP):							
Ex Tr/Ad		500.00	0.00	0.00	500.00	500.00	0.00
In Tr/Ad		500.00	0.00	0.00	500.00	500.00	0.00
=====							
007 1890 9813 000000 002	TEACHERS STUDY LOUNGE-BUDD	300.00	186.61	26.61	223.37	113.39	62.20
*****TOTAL FOR FUND-SCC 007 9813 (C.E. BUDD TEACHER'S LOUNGE):							
Ex Tr/Ad		300.00	186.61	26.61	223.37	113.39	62.20
In Tr/Ad		300.00	186.61	26.61	223.37	113.39	62.20
=====							
007 1890 9814 000000 004	TEACHERS STUDY LOUNGE-HIGH SCHOOL	500.00	107.74	40.09	359.97	392.26	21.55

*** NOTE!! ONLY ACTIVE ACCOUNTS HAVE BEEN SELECTED, TOTALS MAY EXCLUDE AMOUNTS THAT ARE RELATED TO INACTIVE ACCOUNTS. ***

LOUDONVILLE-PERRYSVILLE EX VI
 Revenue Account Summary
 SORTED BY FUND-SCC

Account Number FND RCPT SCC SUBJ OU	Description	FYTD Receivable	FYTD Actual Receipts	MTD Actual Receipts	YTD Actual Receipts	FYTD Balance Receivable	FYTD Percent Received
*****TOTAL FOR FUND-SCC 007 9814 (TEACHERS STUDY LOUNGE-HIGH SCHOOL):							
Ex Tr/Ad		500.00	107.74	40.09	359.97	392.26	21.55
In Tr/Ad		500.00	107.74	40.09	359.97	392.26	21.55
=====							
007 5300 9816 000000 000	REFUND OF PRIOR YEAR RECEIPT: STALE CHECKS	0.00	0.00	0.00	1,510.40	0.00	0.00
*****TOTAL FOR FUND-SCC 007 9816 (UNCLAIMED FUNDS (STALE-DATED CHECKS)):							
Ex Tr/Ad		0.00	0.00	0.00	1,510.40	0.00	0.00
In Tr/Ad		0.00	0.00	0.00	1,510.40	0.00	0.00
=====							
009 1710 0000 000000 000	SALE OF SUPPLIES	4,000.00	296.10	0.00	1,887.85	3,703.90	7.40
*****TOTAL FOR FUND-SCC 009 0000 (UNIFORM SUPPLIES):							
Ex Tr/Ad		4,000.00	296.10	0.00	1,887.85	3,703.90	7.40
In Tr/Ad		4,000.00	296.10	0.00	1,887.85	3,703.90	7.40
=====							
014 1229 9021 000000 021	MYA TUITION	938,000.00	373,265.71	106,959.84	810,369.71	564,734.29	39.79
014 5210 9021 000000 021	MYA - ADVANCE IN	0.00	0.00	0.00	74,569.46	0.00	0.00
*****TOTAL FOR FUND-SCC 014 9021 (MOHICAN YOUTH ACADEMY):							
Ex Tr/Ad		938,000.00	373,265.71	106,959.84	810,369.71	564,734.29	39.79
In Tr/Ad		938,000.00	373,265.71	106,959.84	884,939.17	564,734.29	39.79
=====							
018 1626 9801 000000 003	ADMISSIONS-PERRYSVILLE	500.00	1,481.25	481.25	4,871.25	981.25-	296.25
*****TOTAL FOR FUND-SCC 018 9801 (PUBLIC SCHOOL SUPPORT FUND-PERRYSVILLE):							
Ex Tr/Ad		500.00	1,481.25	481.25	4,871.25	981.25-	296.25
In Tr/Ad		500.00	1,481.25	481.25	4,871.25	981.25-	296.25
=====							
018 1626 9802 000000 001	ADMISSIONS-MCMULLEN	4,600.00	1,011.92	588.13	5,576.54	3,588.08	22.00

*** NOTE!! ONLY ACTIVE ACCOUNTS HAVE BEEN SELECTED, TOTALS MAY EXCLUDE AMOUNTS THAT ARE RELATED TO INACTIVE ACCOUNTS. ***

LOUDONVILLE-PERRYSVILLE EX VI
 Revenue Account Summary
 SORTED BY FUND-SCC

Account Number FND RCPT SCC SUBJ OU	Description	FYTD Receivable	FYTD Actual Receipts	MTD Actual Receipts	YTD Actual Receipts	FYTD Balance Receivable	FYTD Percent Received
*****TOTAL FOR FUND-SCC 018 9802 (PUBLIC SCHOOL SUPPORT FUND-MCMULLEN):							
Ex Tr/Ad		4,600.00	1,011.92	588.13	5,576.54	3,588.08	22.00
In Tr/Ad		4,600.00	1,011.92	588.13	5,576.54	3,588.08	22.00
=====							
018 1626 9803 000000 002	ADMISSIONS-BUDD	2,808.47	779.38	158.18	3,979.38	2,029.09	27.75
018 1626 9803 000000 602	MOHICAN OUT-DOOR-SCHOOL - C.E.BUDD	1,946.00	0.00	0.00	0.00	1,946.00	0.00
*****TOTAL FOR FUND-SCC 018 9803 (PUBLIC SCHOOL SUPPORT FUND-BUDD):							
Ex Tr/Ad		4,754.47	779.38	158.18	3,979.38	3,975.09	16.39
In Tr/Ad		4,754.47	779.38	158.18	3,979.38	3,975.09	16.39
=====							
018 1626 9804 000000 004	SALES - HIGH SCHOOL	500.00	1,561.26	711.26	20,589.77	1,061.26-	312.25
*****TOTAL FOR FUND-SCC 018 9804 (PUBLIC SCHOOL SUPPORT FUND-HIGH SCHOOL):							
Ex Tr/Ad		500.00	1,561.26	711.26	20,589.77	1,061.26-	312.25
In Tr/Ad		500.00	1,561.26	711.26	20,589.77	1,061.26-	312.25
=====							
019 1820 9203 000000 000	FIRST PRESBYTERIAN CHURCH: SCHOOL SUP DONATE	500.00	600.00	0.00	600.00	100.00-	120.00
*****TOTAL FOR FUND-SCC 019 9203 (FIRST PRESBYTERIAN CHURCH: SCHOOL SUPPLIES):							
Ex Tr/Ad		500.00	600.00	0.00	600.00	100.00-	120.00
In Tr/Ad		500.00	600.00	0.00	600.00	100.00-	120.00
=====							
019 1820 9401 000000 004	HUGO & MABEL YOUNG: IB SCHOOL FEES	2,400.00	0.00	0.00	2,400.00	2,400.00	0.00
*****TOTAL FOR FUND-SCC 019 9401 (HUGO & MABEL YOUNG FOUNDATION: IB SCHOOL FEES):							
Ex Tr/Ad		2,400.00	0.00	0.00	2,400.00	2,400.00	0.00
In Tr/Ad		2,400.00	0.00	0.00	2,400.00	2,400.00	0.00
=====							
019 1820 9506 000000 000	ARCHERY GRANT	3,000.00	2,500.00	0.00	2,500.00	500.00	83.33

*** NOTE!! ONLY ACTIVE ACCOUNTS HAVE BEEN SELECTED, TOTALS MAY EXCLUDE AMOUNTS THAT ARE RELATED TO INACTIVE ACCOUNTS. ***

Date: 01/05/16
 Time: 1:36 pm

LOUDONVILLE-PERRYSVILLE EX VI
 Revenue Account Summary
 SORTED BY FUND-SCC

Page: 9
 (REVSUM)

Account Number FND RCPT SCC SUBJ OU	Description	FYTD Receivable	FYTD Actual Receipts	MTD Actual Receipts	YTD Actual Receipts	FYTD Balance Receivable	FYTD Percent Received
*****TOTAL FOR FUND-SCC 019 9506 (ARCHERY GRANT: FISHER):							
Ex Tr/Ad		3,000.00	2,500.00	0.00	2,500.00	500.00	83.33
In Tr/Ad		3,000.00	2,500.00	0.00	2,500.00	500.00	83.33
=====							
019 1820 9508 000000 000	MOHICAN AREA COMM FUND: EXTRA CURRICULARS	1,500.00	1,500.00	0.00	3,000.00	0.00	100.00
*****TOTAL FOR FUND-SCC 019 9508 (MOHICAN AREA COMMUNITY FUND: EXTRA CURRICULAR):							
Ex Tr/Ad		1,500.00	1,500.00	0.00	3,000.00	0.00	100.00
In Tr/Ad		1,500.00	1,500.00	0.00	3,000.00	0.00	100.00
=====							
019 1820 9509 000000 004	YOUNG GRANT: ROBOTICS LAB	0.00	0.00	0.00	24,162.00	0.00	0.00
*****TOTAL FOR FUND-SCC 019 9509 (YOUNG FOUNDATION GRANT: ROBOTICS LAB):							
Ex Tr/Ad		0.00	0.00	0.00	24,162.00	0.00	0.00
In Tr/Ad		0.00	0.00	0.00	24,162.00	0.00	0.00
=====							
019 1820 9601 000000 002	ACCF GRANT: LITTLE BITS	2,500.00	2,500.00	0.00	2,500.00	0.00	100.00
*****TOTAL FOR FUND-SCC 019 9601 (ACCF GRANT: STONER, C.E. BUDD):							
Ex Tr/Ad		2,500.00	2,500.00	0.00	2,500.00	0.00	100.00
In Tr/Ad		2,500.00	2,500.00	0.00	2,500.00	0.00	100.00
=====							
019 1820 9602 000000 004	ACCF GRANT: ASHBY LHS	2,015.00	2,015.00	0.00	2,015.00	0.00	100.00
*****TOTAL FOR FUND-SCC 019 9602 (ACCF GRANT: ASHBY LHS):							
Ex Tr/Ad		2,015.00	2,015.00	0.00	2,015.00	0.00	100.00
In Tr/Ad		2,015.00	2,015.00	0.00	2,015.00	0.00	100.00
=====							
019 1820 9603 000000 004	BELIEVE IN OHIO: YOUNGEN	0.00	800.00	0.00	800.00	800.00-	0.00

*** NOTE!! ONLY ACTIVE ACCOUNTS HAVE BEEN SELECTED, TOTALS MAY EXCLUDE AMOUNTS THAT ARE RELATED TO INACTIVE ACCOUNTS. ***

Date: 01/05/16
 Time: 1:36 pm

LOUDONVILLE-PERRYSVILLE EX VI
 Revenue Account Summary
 SORTED BY FUND-SCC

Page: 10
 (REVSUM)

Account Number FND RCPT SCC SUBJ OU	Description	FYTD Receivable	FYTD Actual Receipts	MTD Actual Receipts	YTD Actual Receipts	FYTD Balance Receivable	FYTD Percent Received
*****TOTAL FOR FUND-SCC 019 9603 (BELIEVE IN OHIO: YOUNGEN):							
Ex Tr/Ad		0.00	800.00	0.00	800.00	800.00-	0.00
In Tr/Ad		0.00	800.00	0.00	800.00	800.00-	0.00
=====							
019 1820 9604 000000 002	FIRST ENERGY GRANT: GRIBBLE	1,000.00	1,000.00	0.00	1,000.00	0.00	100.00
*****TOTAL FOR FUND-SCC 019 9604 (FIRST ENERGY GRANT: GRIBBLE):							
Ex Tr/Ad		1,000.00	1,000.00	0.00	1,000.00	0.00	100.00
In Tr/Ad		1,000.00	1,000.00	0.00	1,000.00	0.00	100.00
=====							
019 1820 9605 000000 004	KNIGHTS OF COLUMBUS: COATS FOR KIDS LHS	500.00	500.00	500.00	500.00	0.00	100.00
*****TOTAL FOR FUND-SCC 019 9605 (KNIGHTS OF COLUMBUS: COATS FOR KIDS LHS):							
Ex Tr/Ad		500.00	500.00	500.00	500.00	0.00	100.00
In Tr/Ad		500.00	500.00	500.00	500.00	0.00	100.00
=====							
019 1820 9702 000000 000	L-P FOUNDATION	0.00	8,681.00	0.00	8,681.00	8,681.00-	0.00
*****TOTAL FOR FUND-SCC 019 9702 (L-P ENDOWMENT FUND):							
Ex Tr/Ad		0.00	8,681.00	0.00	8,681.00	8,681.00-	0.00
In Tr/Ad		0.00	8,681.00	0.00	8,681.00	8,681.00-	0.00
=====							
022 1625 9501 000000 890	OHSAA SOCCER TOURNAMENT REVENUE	1,358.00	1,358.00	0.00	1,358.00	0.00	100.00
*****TOTAL FOR FUND-SCC 022 9501 (OHSAA TOURNAMENT GAME):							
Ex Tr/Ad		1,358.00	1,358.00	0.00	1,358.00	0.00	100.00
In Tr/Ad		1,358.00	1,358.00	0.00	1,358.00	0.00	100.00
=====							
024 1872 0000 000000 000	EMPLOYEE HEALTH BENEFITS - SELF INSURANCE	2,300,000.00	999,052.33	169,122.05	2,017,559.24	1,300,947.67	43.44

*** NOTE!! ONLY ACTIVE ACCOUNTS HAVE BEEN SELECTED, TOTALS MAY EXCLUDE AMOUNTS THAT ARE RELATED TO INACTIVE ACCOUNTS. ***

Date: 01/05/16
 Time: 1:36 pm

LOUDONVILLE-PERRYSVILLE EX VI
 Revenue Account Summary
 SORTED BY FUND-SCC

Page: 11
 (REVSUM)

Account Number FND RCPT SCC SUBJ OU	Description	FYTD Receivable	FYTD Actual Receipts	MTD Actual Receipts	YTD Actual Receipts	FYTD Balance Receivable	FYTD Percent Received
*****TOTAL FOR FUND-SCC 024 0000 (EMPLOYEE HEALTH BENEFITS - SELF-INSURANCE):							
Ex Tr/Ad		2,300,000.00	999,052.33	169,122.05	2,017,559.24	1,300,947.67	43.44
In Tr/Ad		2,300,000.00	999,052.33	169,122.05	2,017,559.24	1,300,947.67	43.44
=====							
200 1632 921A 000000 004	FOREIGN LANGUAGE - DUES / FEES	100.00	0.00	0.00	0.00	100.00	0.00
*****TOTAL FOR FUND-SCC 200 921A (FOREIGN LANGUAGE CLUB):							
Ex Tr/Ad		100.00	0.00	0.00	0.00	100.00	0.00
In Tr/Ad		100.00	0.00	0.00	0.00	100.00	0.00
=====							
200 1623 933A 000000 004	F.F.A. - SALES	33,230.00	6,565.65	303.50	18,264.78	26,664.35	19.76
200 1633 933A 000000 004	F.F.A. - DUES AND FEES	1,000.00	250.00	0.00	265.00	750.00	25.00
*****TOTAL FOR FUND-SCC 200 933A (F.F.A.):							
Ex Tr/Ad		34,230.00	6,815.65	303.50	18,529.78	27,414.35	19.91
In Tr/Ad		34,230.00	6,815.65	303.50	18,529.78	27,414.35	19.91
=====							
200 1625 943A 000000 004	DANCE TEAM - SALES	400.00	270.00	0.00	1,091.00	130.00	67.50
*****TOTAL FOR FUND-SCC 200 943A (DANCE TEAM):							
Ex Tr/Ad		400.00	270.00	0.00	1,091.00	130.00	67.50
In Tr/Ad		400.00	270.00	0.00	1,091.00	130.00	67.50
=====							
200 1616 961A 000000 004	STUDENT COUNCIL - ADMISSIONS	450.00	0.00	0.00	0.00	450.00	0.00
200 1626 961A 000000 004	STUDENT COUNCIL - SALES	0.00	920.15	0.00	920.15	920.15-	0.00
*****TOTAL FOR FUND-SCC 200 961A (STUDENT COUNCIL):							
Ex Tr/Ad		450.00	920.15	0.00	920.15	470.15-	204.48
In Tr/Ad		450.00	920.15	0.00	920.15	470.15-	204.48
=====							

*** NOTE!! ONLY ACTIVE ACCOUNTS HAVE BEEN SELECTED, TOTALS MAY EXCLUDE AMOUNTS THAT ARE RELATED TO INACTIVE ACCOUNTS. ***

Date: 01/05/16
 Time: 1:36 pm

LOUDONVILLE-PERRYSVILLE EX VI
 Revenue Account Summary
 SORTED BY FUND-SCC

Page: 12
 (REVSUM)

Account Number FND RCPT SCC SUBJ OU	Description	FYTD Receivable	FYTD Actual Receipts	MTD Actual Receipts	YTD Actual Receipts	FYTD Balance Receivable	FYTD Percent Received
200 1626 961B 000000 003	P.V. JR. HIGH STUDENT COUNCIL - SALES	1,000.00	406.00	0.00	633.00	594.00	40.60
*****TOTAL FOR FUND-SCC 200 961B (JR. HIGH STUDENT COUNCIL-PERRYSVILLE):							
Ex Tr/Ad		1,000.00	406.00	0.00	633.00	594.00	40.60
In Tr/Ad		1,000.00	406.00	0.00	633.00	594.00	40.60
=====							
200 1626 962A 000000 004	ACADEMIC CHALLENGE - SALES	400.00	400.00	50.00	400.00	0.00	100.00
*****TOTAL FOR FUND-SCC 200 962A (ACADEMIC CHALLENGE):							
Ex Tr/Ad		400.00	400.00	50.00	400.00	0.00	100.00
In Tr/Ad		400.00	400.00	50.00	400.00	0.00	100.00
=====							
200 1626 965A 000000 004	T.I. (TEEN INSTITUTE) - SALES	100.00	0.00	0.00	0.00	100.00	0.00
*****TOTAL FOR FUND-SCC 200 965A (T.I.):							
Ex Tr/Ad		100.00	0.00	0.00	0.00	100.00	0.00
In Tr/Ad		100.00	0.00	0.00	0.00	100.00	0.00
=====							
200 1626 966A 000000 004	COUNCIL FOR EXCEPTIONAL CHILDREN-C.E.C.CLUB	900.00	4,315.00	1,700.00	4,415.00	3,415.00-	479.44
*****TOTAL FOR FUND-SCC 200 966A (COUNCIL FOR EXCEPTIONAL CHILDREN-C.E.C. CLUB):							
Ex Tr/Ad		900.00	4,315.00	1,700.00	4,415.00	3,415.00-	479.44
In Tr/Ad		900.00	4,315.00	1,700.00	4,415.00	3,415.00-	479.44
=====							
200 1636 967J 000000 004	CLASS OF 2015: DUES & FEES	0.00	0.00	0.00	1,838.00	0.00	0.00
*****TOTAL FOR FUND-SCC 200 967J (CLASS OF 2015):							
Ex Tr/Ad		0.00	0.00	0.00	1,838.00	0.00	0.00
In Tr/Ad		0.00	0.00	0.00	1,838.00	0.00	0.00
=====							
200 1636 967K 000000 004	CLASS OF 2016: DUES & FEES	1,980.00	98.00	0.00	779.30-	1,882.00	4.95

*** NOTE!! ONLY ACTIVE ACCOUNTS HAVE BEEN SELECTED, TOTALS MAY EXCLUDE AMOUNTS THAT ARE RELATED TO INACTIVE ACCOUNTS. ***

LOUDONVILLE-PERRYSVILLE EX VI
 Revenue Account Summary
 SORTED BY FUND-SCC

Account Number FND RCPT SCC SUBJ OU	Description	FYTD Receivable	FYTD Actual Receipts	MTD Actual Receipts	YTD Actual Receipts	FYTD Balance Receivable	FYTD Percent Received
*****TOTAL FOR FUND-SCC 200 967K (CLASS OF 2016):							
Ex Tr/Ad		1,980.00	98.00	0.00	779.30-	1,882.00	4.95
In Tr/Ad		1,980.00	98.00	0.00	779.30-	1,882.00	4.95
=====							
200 1636 967L 000000 004	CLASS OF 2017: DUES & FEES	350.00	119.00	0.00	329.00	231.00	34.00
*****TOTAL FOR FUND-SCC 200 967L (CLASS OF 2017):							
Ex Tr/Ad		350.00	119.00	0.00	329.00	231.00	34.00
In Tr/Ad		350.00	119.00	0.00	329.00	231.00	34.00
=====							
200 1636 967M 000000 004	CLASS OF 2018: DUES & FEES	0.00	154.00	0.00	371.00	154.00-	0.00
*****TOTAL FOR FUND-SCC 200 967M (CLASS OF 2018):							
Ex Tr/Ad		0.00	154.00	0.00	371.00	154.00-	0.00
In Tr/Ad		0.00	154.00	0.00	371.00	154.00-	0.00
=====							
200 1636 967N 000000 004	CLASS OF 2019: DUES & FEES	658.00	119.00	0.00	119.00	539.00	18.09
*****TOTAL FOR FUND-SCC 200 967N (CLASS OF 2019):							
Ex Tr/Ad		658.00	119.00	0.00	119.00	539.00	18.09
In Tr/Ad		658.00	119.00	0.00	119.00	539.00	18.09
=====							
200 1621 969A 000000 004	REDBIRD - SALES	100.00	0.00	0.00	0.00	100.00	0.00
*****TOTAL FOR FUND-SCC 200 969A (REDBIRD):							
Ex Tr/Ad		100.00	0.00	0.00	0.00	100.00	0.00
In Tr/Ad		100.00	0.00	0.00	0.00	100.00	0.00
=====							
200 1627 971A 000000 004	HONOR SOCIETY - SALES	1,300.00	1,625.00	0.00	1,625.00	325.00-	125.00

*** NOTE!! ONLY ACTIVE ACCOUNTS HAVE BEEN SELECTED, TOTALS MAY EXCLUDE AMOUNTS THAT ARE RELATED TO INACTIVE ACCOUNTS. ***

Date: 01/05/16
 Time: 1:36 pm

LOUDONVILLE-PERRYSVILLE EX VI
 Revenue Account Summary
 SORTED BY FUND-SCC

Page: 14
 (REVSUM)

Account Number FND RCPT SCC SUBJ OU	Description	FYTD Receivable	FYTD Actual Receipts	MTD Actual Receipts	YTD Actual Receipts	FYTD Balance Receivable	FYTD Percent Received
*****TOTAL FOR FUND-SCC 200 971A (HONOR SOCIETY):							
Ex Tr/Ad		1,300.00	1,625.00	0.00	1,625.00	325.00-	125.00
In Tr/Ad		1,300.00	1,625.00	0.00	1,625.00	325.00-	125.00
=====							
200 1627 973A 000000 004	LEO CLUB - SALES	500.00	1,799.98	1,799.98	1,799.98	1,299.98-	360.00
*****TOTAL FOR FUND-SCC 200 973A (LEO CLUB):							
Ex Tr/Ad		500.00	1,799.98	1,799.98	1,799.98	1,299.98-	360.00
In Tr/Ad		500.00	1,799.98	1,799.98	1,799.98	1,299.98-	360.00
=====							
200 1623 975A 000000 004	JOB SKILLS GROUP: REVENUE	850.00	278.95	25.10	869.79	571.05	32.82
*****TOTAL FOR FUND-SCC 200 975A (JOB SKILLS GROUP LHS):							
Ex Tr/Ad		850.00	278.95	25.10	869.79	571.05	32.82
In Tr/Ad		850.00	278.95	25.10	869.79	571.05	32.82
=====							
200 1616 976A 000000 004	PROM FUND: TICKET SALES	1,000.00	435.45	0.00	2,345.45	564.55	43.55
200 1626 976A 000000 004	PROM FUND: SALES (FUNDRAISERS)	2,000.00	0.00	0.00	1,073.30	2,000.00	0.00
*****TOTAL FOR FUND-SCC 200 976A (LHS PROM FUND):							
Ex Tr/Ad		3,000.00	435.45	0.00	3,418.75	2,564.55	14.52
In Tr/Ad		3,000.00	435.45	0.00	3,418.75	2,564.55	14.52
=====							
300 1621 913A 000000 004	DRAMA CLUB - SALES	600.00	2,050.00	0.00	2,050.00	1,450.00-	341.67
*****TOTAL FOR FUND-SCC 300 913A (DRAMA CLUB):							
Ex Tr/Ad		600.00	2,050.00	0.00	2,050.00	1,450.00-	341.67
In Tr/Ad		600.00	2,050.00	0.00	2,050.00	1,450.00-	341.67
=====							
300 1624 940A 000000 746	BAND - HIGH SCHOOL	300.00	110.00	110.00	110.00	190.00	36.67

*** NOTE!! ONLY ACTIVE ACCOUNTS HAVE BEEN SELECTED, TOTALS MAY EXCLUDE AMOUNTS THAT ARE RELATED TO INACTIVE ACCOUNTS. ***

Date: 01/05/16
 Time: 1:36 pm

LOUDONVILLE-PERRYSVILLE EX VI
 Revenue Account Summary
 SORTED BY FUND-SCC

Page: 15
 (REVSUM)

Account Number FND RCPT SCC SUBJ OU	Description	FYTD Receivable	FYTD Actual Receipts	MTD Actual Receipts	YTD Actual Receipts	FYTD Balance Receivable	FYTD Percent Received
300 1624 940A 000000 748	VOCAL-HS	1,500.00	0.00	0.00	0.00	1,500.00	0.00
300 1624 940A 000000 749	VOCAL/BAND - LHS MUSICAL	8,000.00	0.00	0.00	5,921.98	8,000.00	0.00
*****TOTAL FOR FUND-SCC 300 940A (MUSIC DEPARTMENT):							
Ex Tr/Ad		9,800.00	110.00	110.00	6,031.98	9,690.00	1.12
In Tr/Ad		9,800.00	110.00	110.00	6,031.98	9,690.00	1.12
=====							
300 1625 950A 000000 800	ATHLETIC DEPARTMENT - DONATIONS	25,000.00	6,897.00	0.00	30,098.08	18,103.00	27.59
300 1625 950A 000000 811	ADMISSIONS-BOYS BASEBALL	500.00	0.00	0.00	629.00	500.00	0.00
300 1625 950A 000000 812	ADMISSIONS-BOYS BASKETBALL	18,000.00	9,889.00	6,976.00	22,992.00	8,111.00	54.94
300 1625 950A 000000 816	FOOTBALL - HS	30,000.00	25,668.00	0.00	34,666.86	4,332.00	85.56
300 1625 950A 000000 827	ADMISSIONS-TRACK	7,000.00	300.00	0.00	7,201.00	6,700.00	4.29
300 1625 950A 000000 828	ADMISSIONS-WRESTLING	17,000.00	1,459.83	1,109.00	16,651.33	15,540.17	8.59
300 1625 950A 000000 832	ADMISSIONS-GIRLS BASKETBALL	10,000.00	5,714.00	3,364.00	11,250.00	4,286.00	57.14
300 1625 950A 000000 834	ADMISSIONS-SOFTBALL	100.00	0.00	0.00	25.00	100.00	0.00
300 1625 950A 000000 835	ATHLETIC - VOLLEYBALL - HS	5,500.00	3,382.00	0.00	3,682.00	2,118.00	61.49
300 1625 950A 000000 855	CHEERLEADING - H/S	3,150.00	3,843.00	0.00	5,358.00	693.00-	122.00
300 1625 950A 000000 890	ATHLETIC: SOCCER - ADMISSIONS	6,000.00	6,863.00	0.00	6,863.00	863.00-	114.38

*** NOTE!! ONLY ACTIVE ACCOUNTS HAVE BEEN SELECTED, TOTALS MAY EXCLUDE AMOUNTS THAT ARE RELATED TO INACTIVE ACCOUNTS. ***

Date: 01/05/16
 Time: 1:36 pm

LOUDONVILLE-PERRYSVILLE EX VI
 Revenue Account Summary
 SORTED BY FUND-SCC

Page: 16
 (REVSUM)

Account Number FND RCPT SCC SUBJ OU	Description	FYTD Receivable	FYTD Actual Receipts	MTD Actual Receipts	YTD Actual Receipts	FYTD Balance Receivable	FYTD Percent Received
*****TOTAL FOR FUND-SCC 300 950A (ATHLETIC FUND - HIGH SCHOOL):							
Ex Tr/Ad		122,250.00	64,015.83	11,449.00	139,416.27	58,234.17	52.36
In Tr/Ad		122,250.00	64,015.83	11,449.00	139,416.27	58,234.17	52.36
=====							
300 1625 950B 000000 003	ATHLETIC FUND - PERRYSVILLE JUNIOR HIGH	12,000.00	7,134.00	3,547.00	15,024.00	4,866.00	59.45
*****TOTAL FOR FUND-SCC 300 950B (ATHLETIC FUND - PERRYSVILLE JUNIOR HIGH):							
Ex Tr/Ad		12,000.00	7,134.00	3,547.00	15,024.00	4,866.00	59.45
In Tr/Ad		12,000.00	7,134.00	3,547.00	15,024.00	4,866.00	59.45
=====							
300 1626 968A 000000 004	YEARBOOK	10,800.00	1,362.00	0.00	6,580.21	9,438.00	12.61
*****TOTAL FOR FUND-SCC 300 968A (YEARBOOK FUND HIGH SCHOOL):							
Ex Tr/Ad		10,800.00	1,362.00	0.00	6,580.21	9,438.00	12.61
In Tr/Ad		10,800.00	1,362.00	0.00	6,580.21	9,438.00	12.61
=====							
451 3219 9115 000000 000	ONenet PUBLIC COMMUNICATIONS SUBSIDY	0.00	0.00	0.00	2,700.00	0.00	0.00
*****TOTAL FOR FUND-SCC 451 9115 (ONENET PUBLIC COMMUNICATIONS SUBSIDY - FY15):							
Ex Tr/Ad		0.00	0.00	0.00	2,700.00	0.00	0.00
In Tr/Ad		0.00	0.00	0.00	2,700.00	0.00	0.00
=====							
451 3219 9116 000000 000	ONenet PUBLIC COMMUNICATIONS SUBSIDY	5,400.00	3,600.00	0.00	3,600.00	1,800.00	66.67
*****TOTAL FOR FUND-SCC 451 9116 (ONENET PUBLIC COMMUNICATIONS SUBSIDY - FY16):							
Ex Tr/Ad		5,400.00	3,600.00	0.00	3,600.00	1,800.00	66.67
In Tr/Ad		5,400.00	3,600.00	0.00	3,600.00	1,800.00	66.67
=====							
461 3110 9115 000000 000	HIGH SCHOOLS THAT WORK GRANT	0.00	0.00	0.00	3,452.95	0.00	0.00

*** NOTE!! ONLY ACTIVE ACCOUNTS HAVE BEEN SELECTED, TOTALS MAY EXCLUDE AMOUNTS THAT ARE RELATED TO INACTIVE ACCOUNTS. ***

LOUDONVILLE-PERRYSVILLE EX VI
 Revenue Account Summary
 SORTED BY FUND-SCC

Account Number FND RCPT SCC SUBJ OU	Description	FYTD Receivable	FYTD Actual Receipts	MTD Actual Receipts	YTD Actual Receipts	FYTD Balance Receivable	FYTD Percent Received
*****TOTAL FOR FUND-SCC 461 9115 (HSTW GRANT FY2015):							
Ex Tr/Ad		0.00	0.00	0.00	3,452.95	0.00	0.00
In Tr/Ad		0.00	0.00	0.00	3,452.95	0.00	0.00
=====							
461 3110 9116 000000 000	HIGH SCHOOLS THAT WORK GRANT	6,000.00	2,857.53	637.57	2,857.53	3,142.47	47.63
*****TOTAL FOR FUND-SCC 461 9116 (HSTW GRANT FY2016):							
Ex Tr/Ad		6,000.00	2,857.53	637.57	2,857.53	3,142.47	47.63
In Tr/Ad		6,000.00	2,857.53	637.57	2,857.53	3,142.47	47.63
=====							
506 4220 9115 000000 000	RACE TO THE TOP	0.00	0.00	0.00	15,624.11	0.00	0.00
*****TOTAL FOR FUND-SCC 506 9115 (RACE TO THE TOP FY15):							
Ex Tr/Ad		0.00	0.00	0.00	15,624.11	0.00	0.00
In Tr/Ad		0.00	0.00	0.00	15,624.11	0.00	0.00
=====							
516 4220 9115 000000 000	IDEA-B: SPECIAL EDUCATION	36,000.00	32,599.40	0.00	151,716.38	3,400.60	90.55
*****TOTAL FOR FUND-SCC 516 9115 (IDEA-B SPECIAL EDUCATION FY2015):							
Ex Tr/Ad		36,000.00	32,599.40	0.00	151,716.38	3,400.60	90.55
In Tr/Ad		36,000.00	32,599.40	0.00	151,716.38	3,400.60	90.55
=====							
516 4220 9116 000000 000	IDEA-B: SPECIAL EDUCATION	240,829.67	66,063.21	18,488.12	66,063.21	174,766.46	27.43
*****TOTAL FOR FUND-SCC 516 9116 (IDEA-B SPECIAL EDUCATION FY2016):							
Ex Tr/Ad		240,829.67	66,063.21	18,488.12	66,063.21	174,766.46	27.43
In Tr/Ad		240,829.67	66,063.21	18,488.12	66,063.21	174,766.46	27.43
=====							
536 4220 9115 000000 000	TITLE I SCHOOL IMPROVEMENT GRANT	2,011.04	2,011.04	0.00	28,364.96	0.00	100.00

*** NOTE!! ONLY ACTIVE ACCOUNTS HAVE BEEN SELECTED, TOTALS MAY EXCLUDE AMOUNTS THAT ARE RELATED TO INACTIVE ACCOUNTS. ***

LOUDONVILLE-PERRYSVILLE EX VI
 Revenue Account Summary
 SORTED BY FUND-SCC

Account Number FND RCPT SCC SUBJ OU	Description	FYTD Receivable	FYTD Actual Receipts	MTD Actual Receipts	YTD Actual Receipts	FYTD Balance Receivable	FYTD Percent Received
*****TOTAL FOR FUND-SCC 536 9115 (TITLE I SCHOOL IMPROVEMENT GRANT FY15):							
Ex Tr/Ad		2,011.04	2,011.04	0.00	28,364.96	0.00	100.00
In Tr/Ad		2,011.04	2,011.04	0.00	28,364.96	0.00	100.00
=====							
536 4220 9116 000000 000	TITLE I SCHOOL IMPROVEMENT GRANT	15,862.17	0.00	0.00	0.00	15,862.17	0.00
*****TOTAL FOR FUND-SCC 536 9116 (TITLE I SCHOOL IMPROVEMENT GRANT FY16):							
Ex Tr/Ad		15,862.17	0.00	0.00	0.00	15,862.17	0.00
In Tr/Ad		15,862.17	0.00	0.00	0.00	15,862.17	0.00
=====							
572 4220 9115 000000 000	TITLE I	48,000.00	38,317.40	0.00	277,496.20	9,682.60	79.83
*****TOTAL FOR FUND-SCC 572 9115 (TITLE I: FY15):							
Ex Tr/Ad		48,000.00	38,317.40	0.00	277,496.20	9,682.60	79.83
In Tr/Ad		48,000.00	38,317.40	0.00	277,496.20	9,682.60	79.83
=====							
572 4220 9116 000000 000	TITLE I	407,802.82	93,741.78	26,653.68	93,741.78	314,061.04	22.99
*****TOTAL FOR FUND-SCC 572 9116 (TITLE I: FY16):							
Ex Tr/Ad		407,802.82	93,741.78	26,653.68	93,741.78	314,061.04	22.99
In Tr/Ad		407,802.82	93,741.78	26,653.68	93,741.78	314,061.04	22.99
=====							
572 4220 9215 000000 021	TITLE I-D MYA	6,949.95	6,949.95	0.00	35,949.95	0.00	100.00
*****TOTAL FOR FUND-SCC 572 9215 (TITLE I - D MYA):							
Ex Tr/Ad		6,949.95	6,949.95	0.00	35,949.95	0.00	100.00
In Tr/Ad		6,949.95	6,949.95	0.00	35,949.95	0.00	100.00
=====							
572 4220 9216 000000 021	TITLE I-D MYA	107,627.12	20,887.65	11,214.38	20,887.65	86,739.47	19.41

*** NOTE!! ONLY ACTIVE ACCOUNTS HAVE BEEN SELECTED, TOTALS MAY EXCLUDE AMOUNTS THAT ARE RELATED TO INACTIVE ACCOUNTS. ***

LOUDONVILLE-PERRYSVILLE EX VI
 Revenue Account Summary
 SORTED BY FUND-SCC

Account Number FND RCPT SCC SUBJ OU	Description	FYTD Receivable	FYTD Actual Receipts	MTD Actual Receipts	YTD Actual Receipts	FYTD Balance Receivable	FYTD Percent Received
*****TOTAL FOR FUND-SCC 572 9216 (TITLE I - D MYA FY16):							
Ex Tr/Ad		107,627.12	20,887.65	11,214.38	20,887.65	86,739.47	19.41
In Tr/Ad		107,627.12	20,887.65	11,214.38	20,887.65	86,739.47	19.41
=====							
590 4220 9115 000000 000	TITLE II-A: IMPROV. TEACHING QUALITY	7,000.00	6,377.15	0.00	32,377.15	622.85	91.10
*****TOTAL FOR FUND-SCC 590 9115 (TITLE II-A: IMPROVING TEACH. QUALITY - FY15):							
Ex Tr/Ad		7,000.00	6,377.15	0.00	32,377.15	622.85	91.10
In Tr/Ad		7,000.00	6,377.15	0.00	32,377.15	622.85	91.10
=====							
590 4220 9116 000000 000	TITLE II-A: IMPROV. TEACHING QUALITY	43,110.19	12,853.15	3,582.79	12,853.15	30,257.04	29.81
*****TOTAL FOR FUND-SCC 590 9116 (TITLE II-A: IMPROVING TEACH. QUALITY - FY16):							
Ex Tr/Ad		43,110.19	12,853.15	3,582.79	12,853.15	30,257.04	29.81
In Tr/Ad		43,110.19	12,853.15	3,582.79	12,853.15	30,257.04	29.81
=====							
599 4220 9115 000000 000	TITLE VI-B RURAL & LOW INCOME	0.00	1,133.12-	0.00	8,866.88	1,133.12	0.00
*****TOTAL FOR FUND-SCC 599 9115 (TITLE VI-B RURAL & LOW INCOME FY15):							
Ex Tr/Ad		0.00	1,133.12-	0.00	8,866.88	1,133.12	0.00
In Tr/Ad		0.00	1,133.12-	0.00	8,866.88	1,133.12	0.00
=====							
599 4220 9116 000000 000	TITLE VI-B RURAL & LOW INCOME	30,999.31	1,830.25	205.00	1,830.25	29,169.06	5.90
*****TOTAL FOR FUND-SCC 599 9116 (TITLE VI-B RURAL & LOW INCOME FY16):							
Ex Tr/Ad		30,999.31	1,830.25	205.00	1,830.25	29,169.06	5.90
In Tr/Ad		30,999.31	1,830.25	205.00	1,830.25	29,169.06	5.90
=====							
*****GRAND TOTALS:							
Ex Tr/Ad		18,671,712.74	8,449,065.02	881,030.76	17,807,294.29	10,222,647.72	45.25
In Tr/Ad		18,746,282.20	8,523,634.48	881,030.76	17,956,433.21	10,222,647.72	45.47
=====							

*** NOTE!! ONLY ACTIVE ACCOUNTS HAVE BEEN SELECTED, TOTALS MAY EXCLUDE AMOUNTS THAT ARE RELATED TO INACTIVE ACCOUNTS. ***

Date: 01/05/2016
 Time: 1:37 pm

LOUDONVILLE-PERRYSVILLE EX VI
 SORT BY CHECK NUMBER
 CHECK DATES BETWEEN 12/01/2015 AND 12/31/2015
 WARRANT, REFUND, MEMO CHECKS

Page: 1
 (CHEKPY)

CHECK	TYPE	DATE	VENDOR	VENDOR	STATUS/DATE	BANK CODE	CHECK AMOUNT
083711	W	09/23/2015	PMM AGENCY ATTN: 2015 SELC	015019	VOID: 12/31/2015		100.00
084163	W	12/03/2015	JAY BITNER	000017	RECONCILED:12/31/2016		25.48
084164	W	12/03/2015	JIM GALE	000029	RECONCILED:12/31/2016		21.72
084165	W	12/03/2015	RON LANCE	000119	RECONCILED:12/31/2016		224.98
084166	W	12/03/2015	JOHN LANCE	000144	RECONCILED:12/31/2016		213.99
084167	W	12/03/2015	ASHLAND PUBLISHING COMPANY	000225	RECONCILED:12/31/2016		16.18
084168	W	12/03/2015	STATE OF OHIO OFFICE OF AUDITOR	000227	RECONCILED:12/31/2016		3,710.50
084169	W	12/03/2015	AIR SOLUTIONS OF OHIO	000237	RECONCILED:12/31/2016		150.60
084170	W	12/03/2015	B & H PHOTO	000372	RECONCILED:12/31/2016		1,826.96
084171	W	12/03/2015	DOVER HIGH SCHOOL ATHLETIC DEPT	000566	RECONCILED:12/31/2016		45.00
084172	W	12/03/2015	EMPRINT/MORAN	000670	RECONCILED:12/31/2016		224.39
084173	W	12/03/2015	FURBAY ELECTRIC SUPPLY CO	000763	RECONCILED:12/31/2016		550.16
084174	W	12/03/2015	GOVCONNECTION	000817	RECONCILED:12/31/2016		1,094.95
084175	W	12/03/2015	HOME HARDWARE INC	000995	RECONCILED:12/31/2016		25.46
084176	W	12/03/2015	KENWORTH OF ASHLAND	001147	RECONCILED:12/31/2016		38.08
084177	W	12/03/2015	LENOVO	001253	RECONCILED:12/31/2016		500.00
084178	W	12/03/2015	MODERN HOME SUPPLY INC	001320	RECONCILED:12/31/2016		708.40
084179	W	12/03/2015	MID OHIO TROPHY	001353	RECONCILED:12/31/2016		72.00
084180	W	12/03/2015	MOHICAN STEEL FABRICATOR	001354	RECONCILED:12/31/2016		204.19
084181	W	12/03/2015	MT VERNON HIGH SCHOOL ATHLETIC DEPT	001366	RECONCILED:12/31/2016		230.00
084182	W	12/03/2015	MID OHIO ED SERVICE CENTER	001381	RECONCILED:12/31/2016		50.00
084184	W	12/03/2015	OHIO EDISON COMPANY	001411	RECONCILED:12/31/2016		968.69
084185	W	12/03/2015	NEW LONDON JR HIGH SCHOOL	001423	RECONCILED:12/31/2016		150.00
084186	W	12/03/2015	NEFF COMPANY	001429	RECONCILED:12/31/2016		670.85
084187	W	12/03/2015	QUILL CORPORATION	001509	RECONCILED:12/31/2016		188.01
084188	W	12/03/2015	RABY HARDWARE	001600	RECONCILED:12/31/2016		130.89
084189	W	12/03/2015	RACHEL WIXEY & ASSOCIATES	001673	RECONCILED:12/31/2016		5,755.17
084190	W	12/03/2015	U S POSTAL SERVICE	001901	RECONCILED:12/31/2016		225.00
084191	W	12/03/2015	UTICA HIGH SCHOOL ATHLETIC DEPT	001905			150.00
084192	W	12/03/2015	US BANK OFFICE EQUIPMENT FINANCE SERV	001912	RECONCILED:12/31/2016		954.00
084193	W	12/03/2015	VEX ROBOTICS	001952	RECONCILED:12/31/2016		280.23
084194	W	12/03/2015	FRONTIER	001976	RECONCILED:12/31/2016		446.58
084195	W	12/03/2015	WATSON'S VACUUM BRENT WATSON	002013	RECONCILED:12/31/2016		48.65
084196	W	12/03/2015	ZEECRAFT	002122	RECONCILED:12/31/2016		820.00
084197	W	12/03/2015	MICHAEL HEALY	003039	RECONCILED:12/31/2016		57.00
084198	W	12/03/2015	DARREN GEISER	003082			40.00
084199	W	12/03/2015	BRIAN CHISNELL	003166	RECONCILED:12/31/2016		57.00
084200	W	12/03/2015	DOUG WITTMAN	003208			57.00
084201	W	12/03/2015	BRETT CARPENTER	003257	RECONCILED:12/31/2016		40.00
084202	W	12/03/2015	MARK VAN HOUTEN	003373	RECONCILED:12/31/2016		40.00
084203	W	12/03/2015	IZAAC VANDERSCHEL	003492	RECONCILED:12/31/2016		57.00
084204	W	12/03/2015	JEFFERY ALLISON	003609	RECONCILED:12/31/2016		57.00
084205	W	12/03/2015	MARK BRAMER	003759	RECONCILED:12/31/2016		57.00
084206	W	12/03/2015	BENJAMIN GUNN	003786	RECONCILED:12/31/2016		40.00
084207	W	12/03/2015	LINDY FILTER	004000	RECONCILED:12/31/2016		32.00

Date: 01/05/2016
 Time: 1:37 pm

LOUDONVILLE-PERRYSVILLE EX VI
 SORT BY CHECK NUMBER
 CHECK DATES BETWEEN 12/01/2015 AND 12/31/2015
 WARRANT, REFUND, MEMO CHECKS

Page: 2
 (CHEKPY)

CHECK	TYPE	DATE	VENDOR	VENDOR	STATUS/DATE	BANK CODE	CHECK AMOUNT
084208	W	12/03/2015	KAY KICK	004485	RECONCILED:12/31/2016		75.00
084209	W	12/03/2015	CINDY PRIBBLE	004611	RECONCILED:12/31/2016		50.00
084210	W	12/03/2015	JOSH MILLER	005018	RECONCILED:12/31/2016		36.98
084211	W	12/03/2015	JULIE SEBOE	005039	RECONCILED:12/31/2016		232.00
084212	W	12/03/2015	TYLER BATES	005041	RECONCILED:12/31/2016		705.46
084213	W	12/03/2015	CRYSTAL ASHBY	005043	RECONCILED:12/31/2016		35.19
084214	W	12/03/2015	JEFF FRANKFORD	005046	RECONCILED:12/31/2016		168.83
084215	W	12/03/2015	CHRISSIE BUTTS	005070	RECONCILED:12/31/2016		202.98
084216	W	12/03/2015	MARY L DAVIS	005094	RECONCILED:12/31/2016		226.83
084217	W	12/03/2015	KORI AUBEL	005099	RECONCILED:12/31/2016		40.98
084218	W	12/03/2015	ARES SPORTSWEAR	010280	RECONCILED:12/31/2016		2,254.63
084219	W	12/03/2015	CERIDIAN BENEFITS SERVICES	010419	RECONCILED:12/31/2016		201.73
084220	W	12/03/2015	CLEAR FORK HIGH SCHOOL ATHLETIC DEPT	010439	RECONCILED:12/31/2016		175.00
084221	W	12/03/2015	CLAYMONT JR. HIGH SCHOOL	010459	RECONCILED:12/31/2016		150.00
084222	W	12/03/2015	MATHESON TRI-GAS INC	013009	RECONCILED:12/31/2016		60.75
084223	W	12/03/2015	OHIO HIGH SCHOOL BASEBALL COACHES ASSOCIATION	014070	RECONCILED:12/31/2016		25.00
084224	W	12/03/2015	DEBRA ORNELAS, TVI	014095	RECONCILED:12/31/2016		662.50
084225	W	12/03/2015	NORTHWESTERN HIGH SCHOOL ATHLETIC DEPT	014097	RECONCILED:12/31/2016		200.00
084226	W	12/03/2015	REALLY GOOD STUFF	016003	RECONCILED:12/31/2016		17.94
084227	W	12/03/2015	SCOTT, SCRIVEN & WAHOFF LLP	017103	RECONCILED:12/31/2016		2,107.28
084228	W	12/09/2015	AUSTINTOWN-FITCH SCHOOLS ATHLETIC DEPT	000242			375.00
084229	W	12/09/2015	ASHLAND YMCA	000263	RECONCILED:12/31/2016		975.00
084230	W	12/09/2015	COSHOCOTON HIGH SCHOOL ATHLETIC DEPT	000400	RECONCILED:12/31/2016		37.50
084231	W	12/09/2015	CASEY'S RENTAL & REPAIR	000422	RECONCILED:12/31/2016		165.00
084232	W	12/09/2015	CYBERGUYS	000478	RECONCILED:12/31/2016		94.14
084233	W	12/09/2015	DEMCO INC	000501	RECONCILED:12/31/2016		112.66
084234	W	12/09/2015	DEVELOPMENTAL RESOURCES	000514	RECONCILED:12/31/2016		318.00
084235	W	12/09/2015	1ST CHOICE ENERGY SERVICES	000718	RECONCILED:12/31/2016		3,982.94
084236	W	12/09/2015	FARM SCIENCE REVIEW	000742	RECONCILED:12/31/2016		57.69
084237	W	12/09/2015	FURBAY ELECTRIC SUPPLY CO	000763	RECONCILED:12/31/2016		91.87
084238	W	12/09/2015	G-SPORTS WRESTLING	000804	RECONCILED:12/31/2016		27.95
084239	W	12/09/2015	G & L SUPPLY CO	000862	RECONCILED:12/31/2016		86.51
084240	W	12/09/2015	GRAINGER	000897	RECONCILED:12/31/2016		244.98
084241	W	12/09/2015	IRWINS OFFICE SUPPLIES	001007	RECONCILED:12/31/2016		718.01
084242	W	12/09/2015	KELE INC	001118	RECONCILED:12/31/2016		397.43
084243	W	12/09/2015	LOUDONVILLE FARMERS EQUITY CO.	001209	RECONCILED:12/31/2016		17.25
084244	W	12/09/2015	BRAD YOUNG DBA LOCKSMITH SHOP	001241	RECONCILED:12/31/2016		14.50
084245	W	12/09/2015	MAHEK TROPHIES & AWARDS	001355	RECONCILED:12/31/2016		439.75
084246	W	12/09/2015	RYAN'S	001658	RECONCILED:12/31/2016		497.50
084247	W	12/09/2015	SAMARITAN REGIONAL HEALTH SYSTEM	001714	RECONCILED:12/31/2016		246.00
084248	W	12/09/2015	SNYDER BROTHERS	001720	RECONCILED:12/31/2016		2,218.24
084249	W	12/09/2015	STANDARD PLUMBING & HEATING	001740	RECONCILED:12/31/2016		495.00
084250	W	12/09/2015	STAKE'S IGA	001786	RECONCILED:12/31/2016		545.75
084251	W	12/09/2015	TIME WARNER CABLE ATTN: HOWARD CLENDENIN	001857	RECONCILED:12/31/2016		109.99

Date: 01/05/2016
Time: 1:37 pm

LOUDONVILLE-PERRYSVILLE EX VI
SORT BY CHECK NUMBER
CHECK DATES BETWEEN 12/01/2015 AND 12/31/2015
WARRANT, REFUND, MEMO CHECKS

Page: 3
(CHEKPY)

CHECK	TYPE	DATE	VENDOR	VENDOR	STATUS/DATE	BANK CODE	CHECK AMOUNT
084252	W	12/09/2015	MOHICAN YOUTH ACADEMY	001874	RECONCILED:12/31/2016		10,810.80
084253	W	12/09/2015	VEX ROBOTICS	001952			360.00
084254	W	12/09/2015	VASU COMMUNICATIONS INC	001966	RECONCILED:12/31/2016		456.00
084255	W	12/09/2015	WEB CONSTRUCTION	002082	RECONCILED:12/31/2016		15,973.29
084256	W	12/09/2015	JEFF BURTON	003004	RECONCILED:12/31/2016		117.00
084257	W	12/09/2015	MICHAEL HEALY	003039	RECONCILED:12/31/2016		117.00
084258	W	12/09/2015	JAMES SCOTT	003103	RECONCILED:12/31/2016		120.00
084259	W	12/09/2015	ARTHUR VARGA	003199	RECONCILED:12/31/2016		57.00
084260	W	12/09/2015	MARK VAN HOUTEN	003373	RECONCILED:12/31/2016		120.00
084261	W	12/09/2015	RODNEY GERSTENBERGER	003614	RECONCILED:12/31/2016		97.00
084262	W	12/09/2015	GARY SMITH	003619	RECONCILED:12/31/2016		57.00
084263	W	12/09/2015	GREGORY APPLGATE	003672	RECONCILED:12/31/2016		60.00
084264	W	12/09/2015	DAVID MACK	003677	RECONCILED:12/31/2016		57.00
084265	W	12/09/2015	RICHARD KVOCHICK	003725	RECONCILED:12/31/2016		80.00
084266	W	12/09/2015	JON EVERHART	003769	RECONCILED:12/31/2016		60.00
084267	W	12/09/2015	CRYSTAL ASHBY	005043	RECONCILED:12/31/2016		2,935.00
084268	W	12/09/2015	JEFF FRANKFORD	005046	RECONCILED:12/31/2016		106.82
084269	W	12/09/2015	CHANTELE SLOVER	005072	RECONCILED:12/31/2016		87.40
084270	W	12/09/2015	MARISSA BURD	005098	RECONCILED:12/31/2016		185.89
084271	W	12/09/2015	SCHOOL EMPLOYEES RET. SYSTEM	009046	RECONCILED:12/31/2016		1,801.94
084272	W	12/09/2015	MICHELLE BASH	010327	RECONCILED:12/31/2016		390.00
			DBA BASH DESIGNS				
084273	W	12/09/2015	CLOVERLEAF HIGH SCHOOL	010432	RECONCILED:12/31/2016		45.00
			ATHLETIC DEPT				
084274	W	12/09/2015	MONARCH TEACHING TECHNOLOGIES	013090	RECONCILED:12/31/2016		3,000.00
084275	W	12/09/2015	SCOTT, SCRIVEN & WAHOFF LLP	017103	RECONCILED:12/31/2016		1,755.00
084276	W	12/09/2015	SCREEN SURGEONS	017111	RECONCILED:12/31/2016		310.00
084277	W	12/09/2015	CRYSTAL ASHBY	005043	RECONCILED:12/31/2016		101.20
084278	W	12/16/2015	ANNETTE GORRELL	000054	RECONCILED:12/31/2016		88.08
084279	W	12/16/2015	JOHN MILLER	000066	RECONCILED:12/31/2016		69.00
084280	W	12/16/2015	LORI ALLENBAUGH	000171	RECONCILED:12/31/2016		28.75
084281	W	12/16/2015	ASHLAND SCALE CO INC	000214	RECONCILED:12/31/2016		105.00
084282	W	12/16/2015	ASHLAND PUBLISHING COMPANY	000225	RECONCILED:12/31/2016		12.80
084283	W	12/16/2015	ASHLAND CO HEALTH DEPT	000246	RECONCILED:12/31/2016		2,500.00
084284	W	12/16/2015	ASHLAND YMCA	000263	RECONCILED:12/31/2016		1,300.00
084285	W	12/16/2015	DICK BLICK	000331	RECONCILED:12/31/2016		105.94
084286	W	12/16/2015	COSHOCTON HIGH SCHOOL	000400	RECONCILED:12/31/2016		37.50
			ATHLETIC DEPT				
084287	W	12/16/2015	DOMINION EAST OHIO	000600	RECONCILED:12/31/2016		1,462.18
084288	W	12/16/2015	EJ THERAPY SERVICES	000618	RECONCILED:12/31/2016		5,661.89
084289	W	12/16/2015	GOVCONNECTION	000817	RECONCILED:12/31/2016		404.73
084290	W	12/16/2015	HOUGHTON MIFFLIN HARCOURT	000926	RECONCILED:12/31/2016		522.61
084291	W	12/16/2015	IRWINS OFFICE SUPPLIES	001007	RECONCILED:12/31/2016		1,291.91
084292	W	12/16/2015	JOHN R GREEN COMPANY	001051	RECONCILED:12/31/2016		85.88
084293	W	12/16/2015	JUNIOR LIBRARY GUILD	001075	RECONCILED:12/31/2016		1,002.00
084294	W	12/16/2015	RONALD KUNKEL	001138	RECONCILED:12/31/2016		255.00
084295	W	12/16/2015	QWEST- LCI	001227	RECONCILED:12/31/2016		67.81
			CUSTOMER SERVICE				
084296	W	12/16/2015	MENARDS	001346			228.80
084297	W	12/16/2015	MVD SPORTS & SPECIALTIES	001364	RECONCILED:12/31/2016		829.00
084298	W	12/16/2015	MC SPORTS	001390	RECONCILED:12/31/2016		1,799.98
084299	W	12/16/2015	OHIO EDISON COMPANY	001411	RECONCILED:12/31/2016		7,710.08

Date: 01/05/2016
 Time: 1:37 pm

LOUDONVILLE-PERRYSVILLE EX VI
 SORT BY CHECK NUMBER
 CHECK DATES BETWEEN 12/01/2015 AND 12/31/2015
 WARRANT, REFUND, MEMO CHECKS

Page: 4
 (CHEKPY)

CHECK	TYPE	DATE	VENDOR	VENDOR	STATUS/DATE	BANK CODE	CHECK AMOUNT
084300	W	12/16/2015	OHIO SCHOOL BOARDS ASSOC	001413	RECONCILED:12/31/2016		4,524.00
084301	W	12/16/2015	OHIO STATE UNIVERSITY ATHLETIC TICKET OFFICE	001487			306.00
084302	W	12/16/2015	ORIENTAL TRADING CO. INC	001498	RECONCILED:12/31/2016		76.18
084303	W	12/16/2015	PHASE II PIZZA	001506	RECONCILED:12/31/2016		181.86
084304	W	12/16/2015	RESTAURANT EQUIPPERS INC	001657	RECONCILED:12/31/2016		1,707.57
084305	W	12/16/2015	TAMS-WITMARK MUSIC LIBRARY	001806	RECONCILED:12/31/2016		37.75
084306	W	12/16/2015	TRI COUNTY E S C	001879	RECONCILED:12/31/2016		177,518.19
084307	W	12/16/2015	VILLAGE OF LOUDONVILLE	001923	RECONCILED:12/31/2016		1,979.78
084308	W	12/16/2015	HIRERIGHT SOLUTIONS	001932	RECONCILED:12/31/2016		253.60
084309	W	12/16/2015	VAR RESOURCES INC	001948	RECONCILED:12/31/2016		1,111.33
084310	W	12/16/2015	VAR RESOURCES INC	001953	RECONCILED:12/31/2016		455.32
084311	W	12/16/2015	JEFF BURTON	003004	RECONCILED:12/31/2016		120.00
084312	W	12/16/2015	CHARLES SCOTT	003052	RECONCILED:12/31/2016		117.00
084313	W	12/16/2015	JEFF DURBIN	003059			57.00
084314	W	12/16/2015	BRENT KAYLOR	003064	RECONCILED:12/31/2016		57.00
084315	W	12/16/2015	DUANE CAMPBELL	003362	RECONCILED:12/31/2016		57.00
084316	W	12/16/2015	MARK VAN HOUTEN	003373	RECONCILED:12/31/2016		60.00
084317	W	12/16/2015	JOEL BENDER	003608			60.00
084318	W	12/16/2015	JEFFERY ALLISON	003609	RECONCILED:12/31/2016		57.00
084319	W	12/16/2015	GREGORY APPLLEGATE	003672	RECONCILED:12/31/2016		120.00
084320	W	12/16/2015	JON EVERHART	003769	RECONCILED:12/31/2016		60.00
084321	W	12/16/2015	LINDY FILTER	004000	RECONCILED:12/31/2016		14.00
084322	W	12/16/2015	CHRISTINE BOWMAN	005055	RECONCILED:12/31/2016		28.75
084323	W	12/16/2015	CASEY GARVER	005064	RECONCILED:12/31/2016		108.21
084324	W	12/16/2015	CHRISSIE BUTTS	005070	RECONCILED:12/31/2016		72.45
084325	W	12/16/2015	MARY L DAVIS	005094	RECONCILED:12/31/2016		50.60
084326	W	12/16/2015	ASHLAND AREA CHAMBER OF COMMERCE	010244			40.00
084327	W	12/16/2015	MOHICAN REHABILITATION SERVICE	013071			850.00
084328	W	12/16/2015	OSBA LEGAL ASSISTANCE FUND	014036			250.00
084329	W	12/16/2015	OHIO ASSOCIATION FOR GIFTED CHILDREN	014090	RECONCILED:12/31/2016		120.00
084330	W	12/16/2015	OHIO CERAMICS SUPPLY	014093	RECONCILED:12/31/2016		1,499.32
084331	W	12/22/2015	ANDERSON'S	000232	RECONCILED:12/31/2016		928.47
084332	W	12/22/2015	JEFFREY CAMPBELL DBA ACTIVEWARZ	000285			140.00
084333	W	12/22/2015	CTB/MCGRAW-HILL SCORING SERVICES	000466	RECONCILED:12/31/2016		1,121.40
084334	W	12/22/2015	INTERSTATE BATTERY OF NORTH CENTRAL OHIO	001020	RECONCILED:12/31/2016		349.67
084335	W	12/22/2015	PHONAK	001514			118.39
084336	W	12/22/2015	RUMPKE CONSOLIDATED CO	001608	RECONCILED:12/31/2016		1,046.96
084337	W	12/22/2015	RACHEL WIKEY & ASSOCIATES	001673	RECONCILED:12/31/2016		4,491.84
084338	W	12/22/2015	VEX ROBOTICS	001952			50.00
084339	W	12/22/2015	VERIZON WIRELESS	001974	RECONCILED:12/31/2016		79.21
084340	W	12/22/2015	CHARLES SCOTT	003052	RECONCILED:12/31/2016		60.00
084341	W	12/22/2015	PAUL SIMMONS	003121	RECONCILED:12/31/2016		60.00
084342	W	12/22/2015	ERIC SATERFIELD	003643			150.00
084343	W	12/22/2015	MIKE HENDERSON	004006	RECONCILED:12/31/2016		1,000.00
084344	W	12/22/2015	CRYSTAL ASHBY	005043			115.00
084345	W	12/22/2015	AMERICAN HEART ASSOCIATION	010277	RECONCILED:12/31/2016		342.00

Date: 01/05/2016
 Time: 1:37 pm

LOUDONVILLE-PERRYSVILLE EX VI
 SORT BY CHECK NUMBER
 CHECK DATES BETWEEN 12/01/2015 AND 12/31/2015
 WARRANT, REFUND, MEMO CHECKS

Page: 5
 (CHEKPY)

CHECK	TYPE	DATE	VENDOR	VENDOR	STATUS/DATE	BANK CODE	CHECK AMOUNT
084346	W	12/22/2015	MOHICAN COUNTRY MARKET	013088	RECONCILED:12/31/2016		42.84
084347	W	12/22/2015	NEW ERA FUNDRAISING ROBERT M HEDRICK	014092	RECONCILED:12/31/2016		739.20
084348	W	12/29/2015	ASHLAND PUBLISHING COMPANY	000225			50.72
084349	W	12/29/2015	G & L SUPPLY CO	000862			43.50
084350	W	12/29/2015	GRAINGER	000897			27.14
084351	W	12/29/2015	JW PEPPER	001065			53.84
084352	W	12/29/2015	KONICA MINOLTA PREMIER FINANCE	001153			772.74
084353	W	12/29/2015	MT BUSINESS TECHNOLOGIES INC 1150 NAT'L PKWY	001311	RECONCILED:12/31/2016		65.81
084354	W	12/29/2015	MC CLINTOCK ELECTRIC	001312			1,438.65
084355	W	12/29/2015	MODERN HOME SUPPLY INC	001320			459.57
084356	W	12/29/2015	PITNEY BOWES	001505			15.99
084357	W	12/29/2015	STANDARD PLUMBING & HEATING	001740			1,653.00
084358	W	12/29/2015	TEXAS LIFE INSURANCE	001873			15.60
084359	W	12/29/2015	US BANK OFFICE EQUIPMENT FINANCE SERV	001912			1,268.79
084360	W	12/29/2015	VARSITY SPIRIT FASHIONS	001915			265.17
084361	W	12/29/2015	FRONTIER	001976			448.39
084362	W	12/29/2015	JEREMY WOLFORD DBA WOLFORD'S TILE & FLOORING	002080			1,000.00
084363	W	12/29/2015	SCHOOL EMPLOYEES RET. SYSTEM	009046			783.32
084364	W	12/29/2015	AMERICAN FIDELITY - LIFE - BD	009060			102.23
084365	W	12/29/2015	AMERICAN FIDELITY - CRITICAL	009063			104.16
084366	W	12/29/2015	AMERICAN FIDELITY-ACCIDENT-BD	009095			108.32
084367	W	12/29/2015	AMERICAN FIDELITY-DISABILITY	009096			646.44
084368	W	12/29/2015	AMERICAN FIDELITY-CANCER-BD.	009099			279.12
084369	W	12/29/2015	METROPOLITAN EDUCATIONAL COUNCIL	013007			572.51
084370	W	12/29/2015	METROPOLITAN EDUCATIONAL COUNCIL	013007			11.26
905258	M	12/04/2015	U.S. DEPT OF HEALTH CMS PROGRAM	900040			11,775.28
905261	M	12/08/2015	STAR2STAR COMMUNICATIONS	900037			389.32
905262	M	12/08/2015	OHIO DEPT OF EDUCATION	900005			28,743.71
905263	M	12/09/2015	L-P BOARD OF EDUCATION	900100			1,715.00
905264	M	12/15/2015	S.T.R.S.	900009			3,335.01
905265	M	12/15/2015	NATIONAL CITY BANK	900027			3,547.46
905268	M	12/22/2015	S.T.R.S.	900009			3,364.39
905269	M	12/22/2015	NATIONAL CITY BANK	900027			3,732.54
905270	M	12/23/2015	L-P BOARD OF EDUCATION	900100			137,504.19
905271	M	12/23/2015	L-P BOARD OF EDUCATION	900100			6,260.27
905272	M	12/23/2015	L-P BOARD OF EDUCATION	900100			1,432.03
905273	M	12/31/2015	MEDICAL MUTUAL OF OHIO	900103			119,747.38
905274	M	12/31/2015	MEDICAL MUTUAL OF OHIO	900103			41,495.50
905275	M	12/31/2015	S.T.R.S.	900009			62,762.00
905276	M	12/31/2015	S.E.R.S.	900010			20,190.00
905277	M	12/31/2015	OHIO DEPT OF EDUCATION	900005			28,801.58

V VOIDED CHECKS 1 CHECK TOTALS 100.00
 R RECONCILED CHECKS 168 CHECK TOTALS 305,485.64

Date: 01/05/2016
Time: 1:37 pm

LOUDONVILLE-PERRYSVILLE EX VI
SORT BY CHECK NUMBER
CHECK DATES BETWEEN 12/01/2015 AND 12/31/2015
WARRANT, REFUND, MEMO CHECKS

Page: 6
(CHEKPY)

CHECK	TYPE	DATE	VENDOR	VENDOR	STATUS/DATE	BANK CODE	CHECK AMOUNT
W	WARRANT CHECKS		208		CHECK TOTALS		318,953.29
M	MEMO CHECKS		16		CHECK TOTALS		474,795.66
B	REFUND CHECKS		0		CHECK TOTALS		0.00
I	INVESTMENT CHECKS		0		CHECK TOTALS		0.00
T	TRANSFER CHECKS		0		CHECK TOTALS		0.00
D	DISTRIBUTION CHECKS		0		CHECK TOTALS		0.00
C	PAYROLL CHECKS		0		CHECK TOTALS		0.00
	MISSING CHECKS		0				
**	TOTAL CHECKS (LESS VOIDED)		223	**	TOTAL NET		793,648.95
***	TOTAL CHECKS WRITTEN		224	***	GRAND TOTALS		793,748.95

Date: 01/05/2016
Time: 1:36 pm

LOUDONVILLE-PERRYSVILLE EX VI
SORT BY CHECK NUMBER
CHECK DATES BETWEEN 12/01/2015 AND 12/31/2015
ALL CHECKS SELECTED

Page: 1
(CHEKPY)

CHECK	TYPE	DATE	VENDOR	VENDOR	STATUS/DATE	BANK CODE	CHECK AMOUNT
084183	W	12/03/2015	MIDLAND COUNCIL OF GOVERNMENTS TRI-COUNTY COMPUTER SERVICES	001395	RECONCILED:12/31/2016		50.00
V VOIDED CHECKS			0	CHECK TOTALS			0.00
R RECONCILED CHECKS			1	CHECK TOTALS			50.00
W WARRANT CHECKS			1	CHECK TOTALS			50.00
M MEMO CHECKS			0	CHECK TOTALS			0.00
B REFUND CHECKS			0	CHECK TOTALS			0.00
I INVESTMENT CHECKS			0	CHECK TOTALS			0.00
T TRANSFER CHECKS			0	CHECK TOTALS			0.00
D DISTRIBUTION CHECKS			0	CHECK TOTALS			0.00
C PAYROLL CHECKS			0	CHECK TOTALS			0.00
MISSING CHECKS			0				
** TOTAL CHECKS (LESS VOIDED)			1	** TOTAL NET			50.00
*** TOTAL CHECKS WRITTEN			1	*** GRAND TOTALS			50.00