

*Loudonville-Perrysville  
Exempted Village School  
District*



*Financial Reports for the period  
ending December 31, 2016*

*Prepared by Marie Beddow,  
Treasurer/CFO*

**Loudonville-Perrysville Exempted Village School District  
General Account Reconciliation  
December 31, 2016**

<b>Farmers and Savings Bank (.01% Yield)</b>	<b>596,684.38</b>
<b>Total Demand Deposits:</b>	<b>596,684.38</b>
<b>Outstanding Checks:</b>	<b>31,242.71</b>
<b>Bank Balance minus Outstanding:</b>	<b>565,441.67</b>
<b>Total Cash Fund Balance:</b>	<b>4,954,988.07</b>

Investments:

STAR Ohio General Account (.56%)	2,285,839.68
PNC Money Market (.10)	550,127.30
National City Bank Payroll Account	500.00
Fifth Third Mutual Fund (.01%)	309,066.42
Fifth Third Securities CD Due 8/20/2018 (1.75%)	248,000.00
Fifth Third Securities CD Due 2/21/2018 (1.45%)	248,000.00
Fifth Third Securities CD Due 8/20/2018 (1.75%)	248,000.00
Fifth Third Securities CD Due 10/17/2017 (1.50%)	250,000.00
Fifth Third Securities CD Due 2/5/2018 (1.30%)	250,000.00
<b>Total Investments:</b>	<b>4,389,533.40</b>

Payroll Reconciling Item (13.00)

<b>Total Adjustments:</b>	<b>(13.00)</b>
---------------------------	----------------

<b>Subtotal:</b>	<b>565,441.67</b>
------------------	-------------------

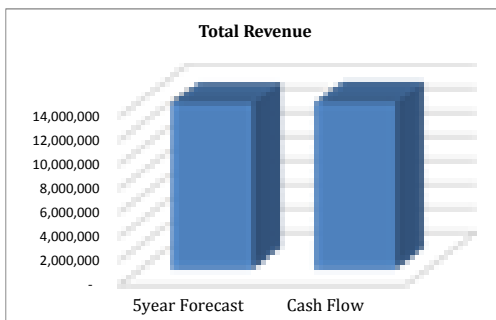
<b>DIFFERENCE:</b>	<b>0.00</b>
--------------------	-------------

Prepared:		
	Initials	Date
Reviewed:		
	Initials	Date

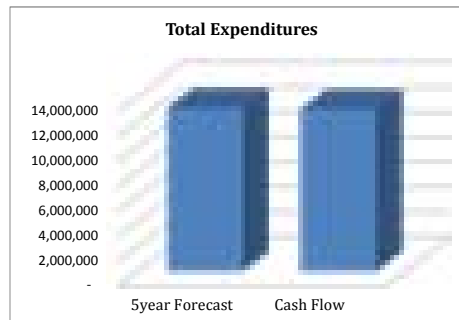
**Five Year Forecast Comparison to Actual Cash Flow**

	Difference	Proj. from Current 5year Forecast 2017	Proj. from Actual/Est. Cash Flow 2017	FYTD <u>Actual</u> Through Month Of: <b>July - December</b>	<u>Estimated</u> for Remaining Months
<b>Revenue:</b>					
1.010 - General Property Tax (Real Estate)	-	4,127,496	4,127,496	1,709,274	2,418,222
1.020 - Public Utility Personal Property	0	875,874	875,874	412,155	463,719
1.030 - Income Tax	5,283	1,809,752	1,815,035	1,004,935	810,100
1.035 - Unrestricted Grants-in-Aid	6,587	5,340,483	5,347,070	2,684,614	2,662,456
1.040 - 1.045 - Restricted Grants-in-Aid	(2,839)	186,011	183,172	86,735	96,437
1.050 - Property Tax Allocation	222	686,551	686,773	345,650	341,123
1.060 - All Other Operating Revenues	46,565	680,550	727,115	345,740	381,375
1.070 - Total Revenue	55,818	13,706,717	13,762,535	6,589,103	7,173,432
<b>Other Financing Sources:</b>					
2.070 - Total Other Financing Sources	0	81,927	81,927	54,236	27,691
2.080 - Total Revenues and Other Financing Sources	<b>55,819</b>	<b>13,788,643</b>	<b>13,844,462</b>	<b>6,643,339</b>	<b>7,201,123</b>
<b>Expenditures:</b>					
3.010 - Personnel Services	(49,657)	6,485,700	6,436,043	3,095,991	3,340,052
3.020 - Employees' Retirement/Insurance Benefits	40,253	3,119,039	3,159,292	1,511,932	1,647,360
3.030 - Purchased Services	(14,841)	2,338,618	2,323,777	1,270,382	1,053,395
3.040 - Supplies and Materials	(42,234)	590,824	548,590	238,969	309,621
3.050 - Capital Outlay	(1,755)	233,175	231,420	203,639	27,781
3.060 - 4.060 - Intergovernmental, Debt & Interest	-	111,202	111,202	96,019	15,183
4.300 - Other Objects	(1,220)	190,639	189,419	94,775	94,644
4.500 - Total Expenditures	(69,454)	13,069,197	12,999,743	6,511,707	6,488,036
<b>Other Financing Uses:</b>					
5.040 - Total Other Financing Uses	-	1,000	1,000	-	1,000
5.050 - Total Expenditures and Other Financing Uses	<b>(69,454)</b>	<b>13,070,197</b>	<b>13,000,743</b>	<b>6,511,707</b>	<b>6,489,036</b>
<b>Excess of Rev &amp; Other Financing Uses Over (Under)</b>					
6.010 - Expenditures and Other Financing Uses	125,272	718,447	843,719	131,632	712,087
7.010 - Cash Balance July 1	(3)	4,310,291	4,310,288		
7.020 - Cash Balance June 30	125,269	5,028,738	5,154,007		

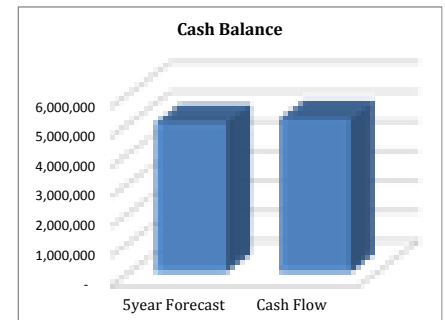
**Projected Differences from 5year Forecast Actuals/Estimates as compared to Cash Flow Actual/Estimates**



Dollar Variance: 55,819  
Percent Variance: 0.40%



Dollar Variance: (69,454)  
Percent Variance: -0.53%



Dollar Variance: 125,269  
Percent Variance: 2.49%

**LOUDONVILLE-PERRYSVILLE EXEMPTED VILLAGE SCHOOL DISTRICT  
GENERAL FUND TWO-YEAR COMPARISON  
December 31, 2016**

This is the % change as of 12.31.16 comparing Actual FY2016 to Actual FY2017

	FY2016		FY2017			
	ACTUAL ANNUAL	FYTD ACTUAL DEC.	PROJECTED ANNUAL	% Diff. ANNUAL	FYTD ACTUAL DEC.	% Diff. DEC.
<b>REVENUES</b>						
General Property (Real Estate)	4,135,904	1,648,339	4,127,496	-0.20%	1,709,274	3.70%
Tangible Personal Property Tax	852,103	393,586	875,874	2.79%	412,155	N/A
Income Tax	1,774,266	994,930	1,809,752	2.00%	1,004,935	1.01%
Unrestricted Grants-in-Aid	5,165,316	2,206,824	5,340,483	3.39%	2,684,614	21.65%
Restricted Grants-in-Aid **	172,498	80,630	186,011	7.83%	86,735	7.57%
Property Tax Allocation (Homestead/Rollback)	686,646	344,159	686,551	-0.01%	345,650	0.00%
All Other Operating Revenue	668,964	231,314	680,550	1.73%	345,740	49.47%
<b>Total Revenue</b>	<b>13,455,697</b>	<b>5,899,782</b>	<b>13,706,717</b>	<b>1.87%</b>	<b>6,589,103</b>	<b>11.68%</b>
<b>OTHER FINANCING SOURCES</b>						
Operating Transfers-In	3	-	-	-100.00%	-	0.00%
Advances-In	74,569	74,569	53,427	-28.35%	53,427	-28.35%
All Other Financial Sources	25,325	2,424	28,500	12.54%	809	-66.63%
<b>Total Other Financing Sources</b>	<b>99,897</b>	<b>76,993</b>	<b>81,927</b>	<b>-17.99%</b>	<b>54,236</b>	<b>-29.56%</b>
<b>Total Revenues and Other Financing Sources</b>	<b>13,555,594</b>	<b>5,976,775</b>	<b>13,788,644</b>	<b>1.72%</b>	<b>6,643,339</b>	<b>11.15%</b>
<b>EXPENDITURES</b>						
Personal Services	6,155,141	2,561,466	6,485,700	5.37%	3,095,991	20.87%
Employees' Retirement/Insurance Benefits	2,886,545	1,191,891	3,119,039	8.05%	1,511,932	26.85%
Purchased Services	2,141,452	918,281	2,338,618	9.21%	1,270,382	38.34%
Supplies and Materials	429,101	245,063	590,824	37.69%	238,969	-2.49%
Capital Outlay	542,333	349,779	233,175	-57.01%	203,639	-41.78%
Other Objects	275,208	154,225	301,841	9.68%	190,794	23.71%
<b>Total Expenditures</b>	<b>12,429,780</b>	<b>5,420,705</b>	<b>13,069,197</b>	<b>5.14%</b>	<b>6,511,707</b>	<b>20.13%</b>
<b>OTHER FINANCING USES</b>						
Operational Transfers - Out	-	-	-	-	-	0.00%
Advances - Out	53,427	-	1,000	-98.13%	-	0.00%
All Other Financing Uses	-	-	-	-	-	0.00%
<b>Total Other Financing Uses</b>	<b>53,427</b>	<b>-</b>	<b>1,000</b>	<b>-98.13%</b>	<b>-</b>	<b>0.00%</b>
<b>Total Expenditures and Other Financing Uses</b>	<b>12,483,207</b>	<b>5,420,705</b>	<b>13,070,197</b>	<b>4.70%</b>	<b>6,511,707</b>	<b>20.13%</b>
Excess Rev. & Other Fin. Sources Over (Under) Exp.	1,072,387	556,070	718,447	-33.00%	131,632	-76.33%
Beginning Cash Balance	3,237,908	3,237,908	4,310,291	33.12%	4,310,291	33.12%
<b>Ending Cash Balance</b>	<b>\$ 4,310,295</b>	<b>\$ 3,793,978</b>	<b>\$ 5,028,738</b>	<b>16.67%</b>	<b>\$ 4,441,923</b>	<b>17.08%</b>
Outstanding Encumbrances	195,982	1,285,087	-	-100.00%	738,400	-42.54%
<b>Ending Unencumbered Cash Balance</b>	<b>\$ 4,114,313</b>	<b>\$ 2,508,891</b>	<b>\$ 5,028,738</b>	<b>22.23%</b>	<b>\$ 3,703,523</b>	<b>47.62%</b>

Date: 01/04/2017  
 Time: 2:39 pm

LOUDONVILLE-PERRYSVILLE EX VI  
 Financial Report by Fund/Fund/SCC

Fund #	Fund Description	FYTD Receipts	MTD Expenditures	FYTD Expenditures	Current Fund Balance	Current Encumbrances	Unencumbered Fund Balance	Bank Code
001 0000	GENERAL							
	4,300,459.21	498,314.62	6,388,336.89	1,062,309.56	6,314,686.82	4,374,109.28	685,578.20	3,688,531.08
001 9992	CAPITAL/MAINTENANCE - SET-ASIDE							
	9,832.18	0.00	255,000.00	11,488.36	197,018.97	67,813.21	52,821.97	14,991.24
	TOTAL FOR Fund 001 - GENERAL:							
	4,310,291.39	498,314.62	6,643,336.89	1,073,797.92	6,511,705.79	4,441,922.49	738,400.17	3,703,522.32
003 0000	PERMANENT IMPROVEMENT							
	199,649.50	0.00	111,636.59	0.00	169,603.75	141,682.34	50,903.25	90,779.09
	TOTAL FOR Fund 003 - PERMANENT IMPROVEMENT:							
	199,649.50	0.00	111,636.59	0.00	169,603.75	141,682.34	50,903.25	90,779.09
006 0000	FOOD SERVICES							
	0.00	42,903.81	172,845.18	51,548.72	281,105.04	108,259.86-	110,586.33	218,846.19-
	TOTAL FOR Fund 006 - FOOD SERVICE:							
	0.00	42,903.81	172,845.18	51,548.72	281,105.04	108,259.86-	110,586.33	218,846.19-
007 9001	YOUNG TRUST							
	6,285.04	0.00	0.00	0.00	1,345.60	4,939.44	0.00	4,939.44
007 9002	HUGO H. & MABEL B. YOUNG O/S CITIZEN SCHOLAR.							
	750.00	0.00	20,000.00	0.00	20,000.00	750.00	0.00	750.00
007 9004	MILESTONE BENEFITS - STUDENT SCHOLARSHIP FUND							
	3,000.00	0.00	0.00	1,000.00	1,000.00	2,000.00	2,000.00	0.00
007 9007	HEATHER DERRENBERGER SCHOLARSHIP-LONG LAKE, IN							
	500.00	0.00	500.00	500.00	1,000.00	0.00	0.00	0.00
007 9008	YEAGER SCHOLARSHIP - SPECIAL TRUST							
	1,000.00	0.00	0.00	0.00	1,000.00	0.00	0.00	0.00
007 9010	PEPSI SCHOLARSHIP							
	2,314.00	0.00	0.00	0.00	0.00	2,314.00	1,500.00	814.00
007 9014	FRATERNAL ORDER OF EAGLES SCHOLARSHIP							
	6,250.00	0.00	0.00	500.00	1,000.00	5,250.00	3,250.00	2,000.00
007 9813	C.E. BUDD TEACHER'S LOUNGE							
	421.30	12.00	122.00	25.00	75.00	468.30	35.00	433.30
007 9814	TEACHERS STUDY LOUNGE-HIGH SCHOOL							
	228.75	68.49	159.52	2.35	23.89	364.38	1,376.11	1,011.73-

\*\*\* NOTE!! ONLY ACTIVE ACCOUNTS HAVE BEEN SELECTED, TOTALS MAY EXCLUDE AMOUNTS THAT ARE RELATED TO INACTIVE ACCOUNTS.

Date: 01/04/2017  
 Time: 2:39 pm

LOUDONVILLE-PERRYVILLE EX VI  
 Financial Report by Fund/Fund/SCC

Page: 2  
 (FINSUM)

Fund #	Fund Description	FYTD Receipts	MTD Expenditures	FYTD Expenditures	Current Fund Balance	Current Encumbrances	Unencumbered Fund Balance	Bank Code	
007 9815	PJHS FACULTY LOUNGE FUND	13.44	0.00	0.00	13.44	0.00	13.44		
007 9816	UNCLAIMED FUNDS (STALE-DATED CHECKS)	3,942.74	0.00	0.00	3,942.74	0.00	3,942.74		
	TOTAL FOR Fund 007 - SPECIAL TRUST:	24,705.27	80.49	20,781.52	2,027.35	25,444.49	20,042.30	8,161.11	11,881.19
009 0000	UNIFORM SUPPLIES	0.00	70.80	242.35	0.00	2,922.57	2,680.22-	0.00	2,680.22-
	TOTAL FOR Fund 009 - UNIFORM SCHOOL SUPPLIES:	0.00	70.80	242.35	0.00	2,922.57	2,680.22-	0.00	2,680.22-
014 9021	MOHICAN YOUTH ACADEMY	64,560.68	14,844.72	209,585.57	71,772.06	442,480.36	168,334.11-	476,433.82	644,767.93-
	TOTAL FOR Fund 014 - ROTARY-INTERNAL SERVICES:	64,560.68	14,844.72	209,585.57	71,772.06	442,480.36	168,334.11-	476,433.82	644,767.93-
018 9801	PUBLIC SCHOOL SUPPORT FUND-PERRYVILLE	8,132.72	37.75	99.25	40.50	920.63	7,311.34	3,540.25	3,771.09
018 9802	PUBLIC SCHOOL SUPPORT FUND-MCMULLEN	16,868.57	932.00	5,140.53	10.86	481.49	21,527.61	63.51	21,464.10
018 9803	PUBLIC SCHOOL SUPPORT FUND-BUDD	2,758.84	0.00	561.42	0.00	490.40	2,829.86	64.99	2,764.87
018 9804	PUBLIC SCHOOL SUPPORT FUND-HIGH SCHOOL	5,026.81	1,361.50	2,206.50	243.50	1,002.00	6,231.31	1,630.00	4,601.31
	TOTAL FOR Fund 018 - PUBLIC SCHOOL SUPPORT:	32,786.94	2,331.25	8,007.70	294.86	2,894.52	37,900.12	5,298.75	32,601.37
019 9203	FIRST PRESBYTERIAN CHURCH: SCHOOL SUPPLIES	2,087.20	0.00	0.00	0.00	55.56	2,031.64	10.00	2,021.64
019 9401	HUGO & MABEL YOUNG FOUNDATION: IB SCHOOL FEES	800.00	0.00	0.00	0.00	0.00	800.00	0.00	800.00
019 9507	CHANBER OF COMMERCE: STUDENT NEEDS	150.00	0.00	0.00	0.00	0.00	150.00	0.00	150.00
019 9508	MOHICAN AREA COMMUNITY FUND: EXTRA CURRICULAR	1,844.00	0.00	1,500.00	0.00	80.00	3,264.00	86.90	3,177.10

\*\*\* NOTE!! ONLY ACTIVE ACCOUNTS HAVE BEEN SELECTED, TOTALS MAY EXCLUDE AMOUNTS THAT ARE RELATED TO INACTIVE ACCOUNTS.

Date: 01/04/2017  
 Time: 2:39 pm

LOUDONVILLE-PERRYSVILLE EX VI  
 Financial Report by Fund/Fund/SCC

Page: 3  
 (FINSUM)

Fund #	Fund Description	FYTD Receipts	MTD Expenditures	FYTD Expenditures	Current Fund Balance	Current Encumbrances	Unencumbered Fund Balance	Bank Code
019 9509	YOUNG FOUNDATION GRANT: ROBOTICS LAB	189.66	0.00	90.54	99.12	0.00	99.12	
019 9602	ACCF GRANT: ASHBY LHS	846.40	0.00	608.86	237.54	256.99	19.45-	
019 9604	FIRST ENERGY GRANT: GRIBBLE	72.93	0.00	0.00	72.93	0.00	72.93	
019 9605	KNIGHTS OF COLUMBUS: COATS FOR KIDS LHS	235.83	0.00	0.00	235.83	0.00	235.83	
019 9606	YOUNG FOUNDATION: STEM PROGRAM	3,472.49	0.00	3,462.74	9.75	0.00	9.75	
019 9701	MARTHA HOLDEN JENNINGS: CATES GRANT	0.00	2,740.00	2,733.10	6.90	0.00	6.90	
019 9702	L-P ENDOWMENT FUND	7,681.00	10,345.00	15,105.29	2,920.71	2,590.00	330.71	
019 9703	ACCF GRANT: CARNEGIE	0.00	750.00	0.00	750.00	750.00	0.00	
019 9704	PLAN FOR RESPONSIBLE CITIZENSHIP GRANT	0.00	5,446.80	0.00	5,446.80	77.88	5,368.92	
019 9714	CHILDREN'S HUNGER ALLIANCE FY08	553.24	0.00	0.00	553.24	0.00	553.24	
	TOTAL FOR Fund 019 - OTHER GRANT:	17,932.75	20,781.80	22,136.09	16,578.46	3,771.77	12,806.69	
022 9501	OHSAA TOURNAMENT GAME	0.00	2,464.00	2,357.44	106.56	0.00	106.56	
	TOTAL FOR Fund 022 - DISTRICT AGENCY:	0.00	2,464.00	2,357.44	106.56	0.00	106.56	
024 0000	EMPLOYEE HEALTH BENEFITS - SELF-INSURANCE	655,489.41	1,107,963.18	1,190,489.19	572,963.40	1,458.04	571,505.36	
	TOTAL FOR Fund 024 - EMPLOYEE BENEFITS SELF INS.:	655,489.41	1,107,963.18	1,190,489.19	572,963.40	1,458.04	571,505.36	
031 0000	UNDERGROUND STORAGE TANK FUND (BUSTR)	11,000.00	0.00	0.00	11,000.00	0.00	11,000.00	

\*\*\* NOTE!! ONLY ACTIVE ACCOUNTS HAVE BEEN SELECTED, TOTALS MAY EXCLUDE AMOUNTS THAT ARE RELATED TO INACTIVE ACCOUNTS.

Date: 01/04/2017  
 Time: 2:39 pm

LOUDONVILLE-PERRYSVILLE EX VI  
 Financial Report by Fund/Fund/SCC

Fund #	Fund Description	FYTD Receipts	MTD Expenditures	FYTD Expenditures	Current Fund Balance	Current Encumbrances	Unencumbered Fund Balance	Bank Code
	TOTAL FOR Fund 031 - UNDERGROUND STORAGE TANK FUND	11,000.00	0.00	0.00	11,000.00	0.00	11,000.00	
200 921A	FOREIGN LANGUAGE CLUB	423.99	0.00	0.00	423.99	0.00	423.99	
200 932A	F.C.C.L.A. (F.H.A.)	3,526.97	0.00	459.64	1,698.34	170.35	1,527.99	
200 933A	F.F.A.	713.68	52.00	267.23	380.57	18,798.87	18,418.30-	
200 943A	DANCE TEAM	259.05	30.00	0.00	880.05	866.11	13.94	
200 961A	STUDENT COUNCIL	222.29	0.00	0.00	222.29	0.00	222.29	
200 961B	JR. HIGH STUDENT COUNCIL-PERRYSVILLE	432.65	0.00	0.00	382.92	0.00	382.92	
200 962A	ACADEMIC CHALLENGE	24.32	0.00	0.00	128.64	112.60	16.04	
200 965A	T.I. (TEEN INSTITUTE)	126.73	0.00	0.00	126.73	0.00	126.73	
200 966A	COUNCIL FOR EXCEPTIONAL CHILDREN-C.E.C. CLUB	839.96	70.00	64.80	1,620.66	0.00	1,620.66	
200 967K	CLASS OF 2016	2,173.00	0.00	0.00	0.00	0.00	0.00	
200 967L	CLASS OF 2017	1,106.00	0.00	0.00	1,752.00	2,079.00	327.00-	
200 967M	CLASS OF 2018	644.60	0.00	0.00	790.68	0.00	790.68	
200 967N	CLASS OF 2019	266.00	14.00	0.00	420.00	0.00	420.00	
200 967O	CLASS OF 2020	0.00	7.00	0.00	195.00	75.00	120.00	
200 969A	REDBIRD	410.16	0.00	0.00	450.16	200.00	250.16	

\*\*\* NOTE!! ONLY ACTIVE ACCOUNTS HAVE BEEN SELECTED, TOTALS MAY EXCLUDE AMOUNTS THAT ARE RELATED TO INACTIVE ACCOUNTS.



Date: 01/04/2017  
 Time: 2:39 pm

LOUDONVILLE-PERRYSVILLE EX VI  
 Financial Report by Fund/Fund/SCC

Page: 5  
 (FINSUM)

Fund #	Fund Description	FYTD Receipts	MTD Expenditures	FYTD Expenditures	Current Fund Balance	Current Encumbrances	Unencumbered Fund Balance	Bank Code
200	971A HONOR SOCIETY							
	212.96	569.00	2,207.00	467.50	1,628.34	791.62	357.50	434.12
200	973A LEO CLUB							
	762.73	236.00	1,486.00	522.39	1,362.49	886.24	450.86	435.38
200	974A SKI CLUB							
	464.50	0.00	0.00	0.00	0.00	464.50	0.00	464.50
200	975A JOB SKILLS GROUP LHS							
	574.65	0.00	611.37	0.00	71.84	1,114.18	0.00	1,114.18
200	976A LHS PROM FUND							
	1,575.39	0.00	0.00	0.00	52.48	1,522.91	0.00	1,522.91
200	977A LHS ROBOTICS TEAM FUND							
	0.00	100.00	1,000.00	0.00	64.00	936.00	180.00	756.00
	TOTAL FOR Fund 200 - STUDENT MANAGED ACTIVITY:							
	14,759.63	1,078.00	15,732.79	1,781.56	15,304.94	15,187.48	23,290.29	8,102.81-
300	913A DRAMA CLUB							
	5,965.70	0.00	937.00	0.00	681.35	6,221.35	0.00	6,221.35
300	940A MUSIC DEPARTMENT							
	9,222.26	0.00	110.00	0.00	400.00	8,932.26	2,950.00	5,982.26
300	950A ATHLETIC FUND - HIGH SCHOOL							
	15,532.58	13,427.00	61,184.09	1,314.17-	66,002.16	10,714.51	37,469.25	26,754.74-
300	950B ATHLETIC FUND - PERRYSVILLE JUNIOR HIGH							
	6,804.87	3,413.00	7,072.00	3,483.06-	6,568.77	7,308.10	6,984.37	323.73
300	968A YEARBOOK FUND HIGH SCHOOL							
	1,519.16	0.00	315.00	2,106.91	2,106.91	272.75-	0.00	272.75-
	TOTAL FOR Fund 300 - DISTRICT MANAGED ACTIVITY:							
	39,044.57	16,840.00	69,618.09	2,690.32-	75,759.19	32,903.47	47,403.62	14,500.15-
451	9117 ONENET PUBLIC COMMUNICATIONS SUBSIDY - FY17							
	0.00	0.00	3,600.00	0.00	0.00	3,600.00	0.00	3,600.00
	TOTAL FOR Fund 451 - DATA COMMUNICATION FUND:							
	0.00	0.00	3,600.00	0.00	0.00	3,600.00	0.00	3,600.00
461	9116 HSTW GRANT FY2016							
	0.00	0.00	1,509.24	0.00	1,509.24	0.00	0.00	0.00

\*\*\* NOTE!! ONLY ACTIVE ACCOUNTS HAVE BEEN SELECTED, TOTALS MAY EXCLUDE AMOUNTS THAT ARE RELATED TO INACTIVE ACCOUNTS.

Fund #	Fund Description	FYTD Receipts	MTD Expenditures	FYTD Expenditures	Current Fund Balance	Current Encumbrances	Unencumbered Fund Balance	Bank Code
461 9117	HSTW GRANT FY2017	0.00	3,783.66	4,195.94	1,380.96	251.22	1,632.18	-
	TOTAL FOR Fund 461 - VOCATIONAL EDUC. ENHANCEMENTS	0.00	3,783.66	5,705.18	1,380.96	251.22	1,632.18	-
466 9117	STRAIGHT A GRANT NORTHWESTERN	0.00	881.88	881.88	1,205.40	4,813.30	6,118.51	-
	TOTAL FOR Fund 466 - STRAIGHT A FUND:	0.00	881.88	881.88	1,205.40	4,813.30	6,118.51	-
516 9116	IDEA-B SPECIAL EDUCATION FY2016	11,878.46	0.00	47,356.07	0.00	0.00	0.00	
516 9117	IDEA-B SPECIAL EDUCATION FY2017	0.00	18,836.15	64,476.76	18,836.15	0.00	18,836.15	-
	TOTAL FOR Fund 516 - IDEA PART B GRANTS:	11,878.46	18,836.15	111,832.83	18,836.15	0.00	18,836.15	-
536 9116	TITLE I SCHOOL IMPROVEMENT GRANT FY16	0.00	0.00	3,752.69	0.00	0.00	0.00	
	TOTAL FOR Fund 536 - TITLE I SCHOOL IMPROVEMENT A:	0.00	0.00	3,752.69	0.00	0.00	0.00	
572 9116	TITLE I: FY16	17,387.90	0.00	83,064.04	0.00	0.00	0.00	
572 9117	TITLE I: FY17	0.00	25,465.71	87,243.15	25,465.44	0.00	25,465.44	-
572 9216	TITLE I - D MYA FY16	0.00	0.00	18,335.64	0.00	0.00	0.00	
572 9217	TITLE I - D MYA FY17	0.00	9,540.94	27,280.93	9,540.94	81,202.74	90,743.68	-
	TOTAL FOR Fund 572 - TITLE I DISADVANTAGED CHILDRE	17,387.90	35,006.65	215,923.76	35,006.38	81,202.74	116,209.12	-
590 9116	TITLE II-A: IMPROVING TEACH. QUALITY - FY16	1,705.01	0.00	7,781.09	0.00	0.00	0.00	
590 9117	TITLE II-A: IMPROVING TEACH. QUALITY - FY17	0.00	3,095.66	10,832.11	3,095.66	0.00	3,095.66	-

\*\*\* NOTE!! ONLY ACTIVE ACCOUNTS HAVE BEEN SELECTED, TOTALS MAY EXCLUDE AMOUNTS THAT ARE RELATED TO INACTIVE ACCOUNTS.

Date: 01/04/2017  
 Time: 2:39 pm

LOUDONVILLE-PERRYSVILLE EX VI  
 Financial Report by Fund/Fund/SCC

Fund #	Fund Description	FYTD	MTD	FYTD	Current	Current	Unencumbered	Bank
Begin	MTD	Receipts	Expenditures	Expenditures	Fund	Encumbrances	Fund	Balance
Balance	Receipts				Balance		Balance	Code
TOTAL FOR Fund 590 - IMPROVING TEACHER QUALITY:								
1,705.01-	3,095.66	18,613.20	3,095.66	20,003.85	3,095.66-	0.00	3,095.66-	
599 9116	TITLE VI-B RURAL & LOW INCOME FY16							
650.76-	0.00	14,530.62	0.00	13,879.86	0.00	0.00	0.00	
TOTAL FOR Fund 599 - MISCELLANEOUS FED. GRANT FUND								
650.76-	0.00	14,530.62	0.00	13,879.86	0.00	0.00	0.00	
GRAND TOTALS:								
5,338,598.01	825,383.31	8,757,835.82	1,458,936.22	9,141,445.76	4,954,988.07	1,551,974.41	3,403,013.66	

\*\*\* NOTE!! ONLY ACTIVE ACCOUNTS HAVE BEEN SELECTED, TOTALS MAY EXCLUDE AMOUNTS THAT ARE RELATED TO INACTIVE ACCOUNTS.

Date: 01/04/17  
 Time: 2:49 pm

LOUDONVILLE-PERRYSVILLE EX VI  
 Revenue Account Summary  
 SORTED BY FUND-SCC

Page: 1  
 (REVSUM)

Account Number FND RCPT SCC SUBJ OU	Description	FYTD Receivable	FYTD Actual Receipts	MTD Actual Receipts	YTD Actual Receipts	FYTD Balance Receivable	FYTD Percent Received
001 1111 0000 000000 000	REAL ESTATE TAX - ASHLAND COUNTY	2,945,870.00	1,071,810.97	0.00	3,030,483.91	1,874,059.03	36.38
001 1122 0000 000000 000	PERSONAL PROPERTY TAX - ASHLAND CO.	735,544.00	343,921.63	0.00	727,690.80	391,622.37	46.76
001 1130 0000 000000 000	SCHOOL DISTRICT INCOME TAX	1,809,752.00	1,004,934.67	0.00	1,784,270.74	804,817.33	55.53
001 1190 0000 000000 000	MOBILE HOME TAX - ASHLAND	13,750.00	7,449.17	0.00	13,981.47	6,300.83	54.18
001 1221 0000 000000 000	TUITION - RECEIVED FROM OTHER DISTRICTS	14,000.00	10,202.49	0.00	19,300.99	3,797.51	72.87
001 1223 0000 000000 000	SPECIAL EDUCATION TUITION, EXCESS COSTS	12,000.00	16,100.41	0.00	30,601.93	4,100.41-	134.17
001 1227 0000 000000 000	OPEN ENROLLMENT - RECEIVED FROM OTHER DIST.	488,500.00	255,604.84	45,100.81	477,673.50	232,895.16	52.32
001 1390 0000 000000 000	TRANSPORTATION FEES	3,000.00	1,382.39	0.00	1,562.39	1,617.61	46.08
001 1410 0000 000000 000	INTEREST	23,000.00	20,094.76	1,729.76	34,936.42	2,905.24	87.37
001 1810 0000 000000 000	BUILDING & EQUIPMENTAL RENTAL	500.00	155.00	75.00	747.24	345.00	31.00
001 1933 0000 000000 000	SALE OF PROPERTY	1,000.00	0.00	0.00	320.40	1,000.00	0.00
001 3110 0000 000000 000	SCHOOL FOUNDATION PROGRAM	3,008,844.00	1,499,657.51	246,924.37	2,942,382.68	1,509,186.49	49.84
001 3110 0000 000000 201	SCH. FOUND-SPECIAL ED WEIGHTED AID	540,924.00	263,594.56	42,729.39	529,404.54	277,329.44	48.73
001 3110 0000 000000 202	SCH.FOUNDATION - K-3 LITERACY	69,950.00	34,233.09	5,885.99	64,667.90	35,716.91	48.94
001 3110 0000 000000 203	SCH. FOUNDATION - CAPACITY AID	228,945.00	114,765.38	19,177.38	209,055.76	114,179.62	50.13
001 3110 0000 000000 204	PUPIL TRANSPORTATION	366,024.00	192,659.39	29,967.71	339,566.46	173,364.61	52.64

\*\*\* NOTE!! ONLY ACTIVE ACCOUNTS HAVE BEEN SELECTED, TOTALS MAY EXCLUDE AMOUNTS THAT ARE RELATED TO INACTIVE ACCOUNTS. \*\*\*

Date: 01/04/17  
 Time: 2:49 pm

LOUDONVILLE-PERRYSVILLE EX VI  
 Revenue Account Summary  
 SORTED BY FUND-SCC

Page: 2  
 (REVSUM)

Account Number FND RCPT SCC SUBJ OU	Description	FYTD Receivable	FYTD Actual Receipts	MTD Actual Receipts	YTD Actual Receipts	FYTD Balance Receivable	FYTD Percent Received
001 3110 0000 000000 205	SCHOOL FOUNDATION - LEP	1,828.00	781.55	72.56	991.35	1,046.45	42.75
001 3110 0000 000000 206	SCH. FOUNDATION - TARGETED ASSISTANCE	845,294.00	424,238.51	69,879.92	798,506.02	421,055.49	50.19
001 3110 0000 000000 207	SPECIAL ED. TRANSPORTATION-SCHOOL FOUNDATION	18,160.00	8,401.63	835.07	17,551.20	9,758.37	46.26
001 3110 0000 000000 208	SCH. FOUNDATION - THIRD GRADE READING BONUS	5,940.00	5,467.85	0.00	18,973.82	472.15	92.05
001 3110 0000 000000 209	SCH. FOUNDATION - GIFTED SUPPLEMENT	59,191.00	29,643.40	4,874.20	58,879.55	29,547.60	50.08
001 3110 0000 000000 210	SCH. FOUNDATION - GRADUATION BONUS	18,986.00	17,788.90	0.00	32,696.94	1,197.10	93.69
001 3110 0000 000000 211	SCHOOL FOUNDATION - PRESCHOOL	119,414.00	61,979.27	11,739.66	122,967.58	57,434.73	51.90
001 3131 0000 000000 000	10% AND 2.5% ROLLBACK	440,000.00	222,128.06	0.00	443,137.07	217,871.94	50.48
001 3132 0000 000000 000	HOMESTEAD EXEMPTION	158,553.00	79,523.00	0.00	157,002.15	79,030.00	50.16
001 3135 0000 000000 000	TPP TAX REPLACEMENT FUNDS	87,997.95	43,998.98	0.00	87,997.96	43,998.97	50.00
001 3190 0000 000000 000	CASINO REVENUE	56,983.00	31,402.61	0.00	60,130.76	25,580.39	55.11
001 3211 0000 000000 000	SCH. FOUNDATION - ECONOMICALLY DISADVANTAGED	97,441.00	46,784.54	7,146.39	69,709.61	50,656.46	48.01
001 3219 0000 000000 000	SCHOOL FOUNDATION CAREER TECH & CATASTROPHIC	88,570.00	39,949.77	6,481.40	92,467.39	48,620.23	45.11
001 4220 0000 000000 000	RESTRICTED-GRANT-FEDERAL THRU STATE-CAFS-MED	50,000.00	13,540.64	3,944.73	94,608.69	36,459.36	27.08
001 5100 0000 000000 000	TRANSFER IN	0.00	0.00	0.00	2.59	0.00	0.00
001 5220 0000 000000 000	RETURN OF ADVANCE	53,426.67	53,426.67	0.00	53,426.67	0.00	100.00

\*\*\* NOTE!! ONLY ACTIVE ACCOUNTS HAVE BEEN SELECTED, TOTALS MAY EXCLUDE AMOUNTS THAT ARE RELATED TO INACTIVE ACCOUNTS. \*\*\*

Date: 01/04/17  
 Time: 2:49 pm

LOUDONVILLE-PERRYSVILLE EX VI  
 Revenue Account Summary  
 SORTED BY FUND-SCC

Page: 3  
 (REVSUM)

Account Number FND RCPT SCC SUBJ OU	Description	FYTD Receivable	FYTD Actual Receipts	MTD Actual Receipts	YTD Actual Receipts	FYTD Balance Receivable	FYTD Percent Received
001 5300 0000 000000 000	REFUND-PRIOR YEAR EXP. 27,500.00		808.66	0.00	23,389.91	26,691.34	2.94
001 1740 0001 000000 000	CLASSROOM FEES - MC MULLEN ELEMENTARY 5,600.00		240.00	0.00	1,565.00	5,360.00	4.29
001 1890 0001 000000 000	OTHER LOCAL SOURCES - MISC. 21,000.00		5,709.09	991.00	19,994.39	15,290.91	27.19
001 1890 0001 000000 021	OTHER LOCAL SOURCES - MYA RESIDENT DISTRICTS 27,000.00		6,666.43	487.28	22,329.60	20,333.57	24.69
001 1111 0002 000000 000	REAL ESTATE TAXES - HOLMES 610,385.00		254,251.67	0.00	616,752.39	356,133.33	41.65
001 1122 0002 000000 000	PERSONAL PROPERTY TAX - HOLMES 62,930.00		30,221.18	0.00	64,613.40	32,708.82	48.02
001 1190 0002 000000 000	MOBILE HOME TAX - HOLMES 4,300.00		1,439.16	0.00	3,882.67	2,860.84	33.47
001 1740 0002 000000 000	CLASSROOM FEES - BUDD ELEMENTARY 3,900.00		1,890.00	150.00	3,545.00	2,010.00	48.46
001 1111 0003 000000 000	REAL ESTATE TAXES - KNOX 169,151.00		72,250.16	0.00	163,045.88	96,900.84	42.71
001 1122 0003 000000 000	PERSONAL PROPERTY TAX - KNOX 31,018.00		15,467.32	0.00	31,714.89	15,550.68	49.87
001 1190 0003 000000 000	MOBILE HOME TAX - KNOX 1,000.00		0.00	0.00	324.77	1,000.00	0.00
001 1740 0003 000000 000	CLASSROOM FEES - PERRYSVILLE JR. HIGH 3,000.00		1,623.00	0.00	2,810.50	1,377.00	54.10
001 1111 0004 000000 000	REAL ESTATE TAXES - RICHLAND 147,090.00		55,961.55	0.00	145,571.03	91,128.45	38.05
001 1122 0004 000000 000	PERSONAL PROPERTY TAX - RICHLAND 46,382.00		22,545.28	0.00	46,652.91	23,836.72	48.61
001 1740 0004 000000 000	CLASSROOM FEES - HIGH SCHOOL 10,000.00		3,641.75	122.00	10,726.25	6,358.25	36.42

\*\*\* NOTE!! ONLY ACTIVE ACCOUNTS HAVE BEEN SELECTED, TOTALS MAY EXCLUDE AMOUNTS THAT ARE RELATED TO INACTIVE ACCOUNTS. \*\*\*

LOUDONVILLE-PERRYSVILLE EX VI  
 Revenue Account Summary  
 SORTED BY FUND-SCC

Account Number FND RCPT SCC SUBJ OU	Description	FYTD Receivable	FYTD Actual Receipts	MTD Actual Receipts	YTD Actual Receipts	FYTD Balance Receivable	FYTD Percent Received
*****TOTAL FOR FUND-SCC 001 0000 (GENERAL):							
Ex Tr/Ad		13,480,216.95	6,334,910.22	498,314.62	13,419,185.81	7,145,306.73	46.99
In Tr/Ad		13,533,643.62	6,388,336.89	498,314.62	13,472,615.07	7,145,306.73	47.20
=====							
001 1111 9992 000000 000	REAL ESTATE TAX - ASHLAND	255,000.00	255,000.00	0.00	240,986.23	0.00	100.00
*****TOTAL FOR FUND-SCC 001 9992 (CAPITAL/MAINTENANCE - SET-ASIDE):							
Ex Tr/Ad		255,000.00	255,000.00	0.00	240,986.23	0.00	100.00
In Tr/Ad		255,000.00	255,000.00	0.00	240,986.23	0.00	100.00
=====							
003 1111 0000 000000 000	PERMANENT IMPROVEMENT - R.E.	216,000.00	91,226.46	0.00	220,070.81	124,773.54	42.23
003 1122 0000 000000 000	PERMANENT IMPROVEMENT - PERSONAL PROPERTY	27,100.00	16,139.73	0.00	33,462.55	10,960.27	59.56
003 1190 0000 000000 000	PERMANENT IMPROVEMENT - MOBILE HOME TAX	1,100.00	478.77	0.00	890.13	621.23	43.52
003 3132 0000 000000 000	HOMESTEAD EXEMPTION	7,800.00	3,791.63	0.00	7,490.08	4,008.37	48.61
003 3135 0000 000000 000	TPP FIXED RATE PAYMENT PI FUND	4,163.50	0.00	0.00	2,081.75	4,163.50	0.00
*****TOTAL FOR FUND-SCC 003 0000 (PERMANENT IMPROVEMENT):							
Ex Tr/Ad		256,163.50	111,636.59	0.00	263,995.32	144,526.91	43.58
In Tr/Ad		256,163.50	111,636.59	0.00	263,995.32	144,526.91	43.58
=====							
006 1511 0000 000000 000	STUDENT - SALE OF BREAKFAST	5,700.00	2,682.38	697.13	6,070.93	3,017.62	47.06
006 1512 0000 000000 000	STUDENTS - SALE OF TYPE A LUNCHES	132,000.00	61,751.42	11,214.71	131,290.63	70,248.58	46.78
006 1513 0000 000000 000	STUDENTS - SALE OF ALA-CARTE	43,000.00	18,685.06	4,170.20	41,817.15	24,314.94	43.45
006 1514 0000 000000 000	STUDENTS - SALE OF MILK	1,700.00	865.00	171.00	1,760.50	835.00	50.88

\*\*\* NOTE!! ONLY ACTIVE ACCOUNTS HAVE BEEN SELECTED, TOTALS MAY EXCLUDE AMOUNTS THAT ARE RELATED TO INACTIVE ACCOUNTS. \*\*\*

Date: 01/04/17  
 Time: 2:49 pm

LOUDONVILLE-PERRYSVILLE EX VI  
 Revenue Account Summary  
 SORTED BY FUND-SCC

Account Number FND RCPT SCC SUBJ OU	Description	FYTD Receivable	FYTD Actual Receipts	MTD Actual Receipts	YTD Actual Receipts	FYTD Balance Receivable	FYTD Percent Received
006 1523 0000 000000 000	ADULT - SALE OF ALA CARTE 6,300.00		2,957.75	683.55	6,336.50	3,342.25	46.95
006 1890 0000 000000 000	MISCELLANEOUS - LUNCHES -HEAD START-KNO-HO-CO 300.00		14.00	0.00	272.22	286.00	4.67
006 3213 0000 000000 000	STATE RECEIPTS 5,000.00		1,732.78	1,088.76	6,313.39	3,267.22	34.66
006 3219 0000 000000 000	SCHOOL BREAKFAST GRANT 150.00		0.00	0.00	146.40	150.00	0.00
006 4120 0000 000000 000	FEDERAL LUNCH REIMBURSEMENT 200,000.00		72,661.22	21,168.36	217,392.02	127,338.78	36.33
006 4139 0000 000000 000	FEDERAL BREAKFAST REIMBURSEMENT 37,000.00		11,495.57	3,710.10	39,306.21	25,504.43	31.07
006 5210 0000 000000 000	FOOD SERVICE - ADVANCE IN 0.00		0.00	0.00	53,426.67	0.00	0.00
006 5300 0000 000000 000	FOOD SERVICE REFND OF PRIOR YEAR EXPENDITUR 500.00		0.00	0.00	519.42	500.00	0.00
*****TOTAL FOR FUND-SCC 006 0000 (FOOD SERVICES):							
Ex Tr/Ad		431,650.00	172,845.18	42,903.81	451,225.37	258,804.82	40.04
In Tr/Ad		431,650.00	172,845.18	42,903.81	504,652.04	258,804.82	40.04
=====							
007 1890 9001 000000 000	SPECIAL TRUST - 007 YOUNG TRUST 3,000.00		0.00	0.00	3,000.00	3,000.00	0.00
*****TOTAL FOR FUND-SCC 007 9001 (YOUNG TRUST):							
Ex Tr/Ad		3,000.00	0.00	0.00	3,000.00	3,000.00	0.00
In Tr/Ad		3,000.00	0.00	0.00	3,000.00	3,000.00	0.00
=====							
007 1890 9002 000000 000	HUGO H. &MABLE B.YOUNG O/S CITIZEN SCHOLARSH 20,000.00		20,000.00	0.00	20,000.00	0.00	100.00
*****TOTAL FOR FUND-SCC 007 9002 (HUGO H. & MABEL B. YOUNG O/S CITIZEN SCHOLAR.):							
Ex Tr/Ad		20,000.00	20,000.00	0.00	20,000.00	0.00	100.00
In Tr/Ad		20,000.00	20,000.00	0.00	20,000.00	0.00	100.00
=====							

\*\*\* NOTE!! ONLY ACTIVE ACCOUNTS HAVE BEEN SELECTED, TOTALS MAY EXCLUDE AMOUNTS THAT ARE RELATED TO INACTIVE ACCOUNTS. \*\*\*



Date: 01/04/17  
 Time: 2:49 pm

LOUDONVILLE-PERRYSVILLE EX VI  
 Revenue Account Summary  
 SORTED BY FUND-SCC

Account Number FND RCPT SCC SUBJ OU	Description	FYTD Receivable	FYTD Actual Receipts	MTD Actual Receipts	YTD Actual Receipts	FYTD Balance Receivable	FYTD Percent Received
007 1890 9004 000000 000	MILESTONE BENEFITS-STUDENT SCHOLARSHIP FUND	2,000.00	0.00	0.00	2,000.00	2,000.00	0.00
*****TOTAL FOR FUND-SCC 007 9004 (MILESTONE BENEFITS - STUDENT SCHOLARSHIP FUND):							
Ex Tr/Ad		2,000.00	0.00	0.00	2,000.00	2,000.00	0.00
In Tr/Ad		2,000.00	0.00	0.00	2,000.00	2,000.00	0.00
=====							
007 1890 9007 000000 000	HEATHER DERRENBERGER SCHOLARSHIP - LONG LAKE	0.00	500.00	0.00	500.00	500.00-	0.00
*****TOTAL FOR FUND-SCC 007 9007 (HEATHER DERRENBERGER SCHOLARSHIP-LONG LAKE,IN):							
Ex Tr/Ad		0.00	500.00	0.00	500.00	500.00-	0.00
In Tr/Ad		0.00	500.00	0.00	500.00	500.00-	0.00
=====							
007 1890 9008 000000 000	YEAGER SCHOLARSHIP - SPECIAL TRUST	1,000.00	0.00	0.00	1,000.00	1,000.00	0.00
*****TOTAL FOR FUND-SCC 007 9008 (YEAGER SCHOLARSHIP - SPECIAL TRUST):							
Ex Tr/Ad		1,000.00	0.00	0.00	1,000.00	1,000.00	0.00
In Tr/Ad		1,000.00	0.00	0.00	1,000.00	1,000.00	0.00
=====							
007 1890 9014 000000 004	FRATERNAL ORDER OF EAGLES SCHOLARSHIP	3,000.00	0.00	0.00	3,000.00	3,000.00	0.00
*****TOTAL FOR FUND-SCC 007 9014 (FRATERNAL ORDER OF EAGLES SCHOLARSHIP):							
Ex Tr/Ad		3,000.00	0.00	0.00	3,000.00	3,000.00	0.00
In Tr/Ad		3,000.00	0.00	0.00	3,000.00	3,000.00	0.00
=====							
007 1890 9813 000000 002	TEACHERS STUDY LOUNGE-BUDD	200.00	122.00	12.00	142.00	78.00	61.00
*****TOTAL FOR FUND-SCC 007 9813 (C.E. BUDD TEACHER'S LOUNGE):							
Ex Tr/Ad		200.00	122.00	12.00	142.00	78.00	61.00
In Tr/Ad		200.00	122.00	12.00	142.00	78.00	61.00
=====							
007 1890 9814 000000 004	TEACHERS STUDY LOUNGE-HIGH SCHOOL	500.00	159.52	68.49	253.90	340.48	31.90

\*\*\* NOTE!! ONLY ACTIVE ACCOUNTS HAVE BEEN SELECTED, TOTALS MAY EXCLUDE AMOUNTS THAT ARE RELATED TO INACTIVE ACCOUNTS. \*\*\*

LOUDONVILLE-PERRYSVILLE EX VI  
 Revenue Account Summary  
 SORTED BY FUND-SCC

Account Number FND RCPT SCC SUBJ OU	Description	FYTD Receivable	FYTD Actual Receipts	MTD Actual Receipts	YTD Actual Receipts	FYTD Balance Receivable	FYTD Percent Received
*****TOTAL FOR FUND-SCC 007 9814 (TEACHERS STUDY LOUNGE-HIGH SCHOOL):							
Ex Tr/Ad		500.00	159.52	68.49	253.90	340.48	31.90
In Tr/Ad		500.00	159.52	68.49	253.90	340.48	31.90
=====							
007 5300 9816 000000 000	REFUND OF PRIOR YEAR RECEIPT: STALE CHECKS	0.00	0.00	0.00	450.16	0.00	0.00
*****TOTAL FOR FUND-SCC 007 9816 (UNCLAIMED FUNDS (STALE-DATED CHECKS)):							
Ex Tr/Ad		0.00	0.00	0.00	450.16	0.00	0.00
In Tr/Ad		0.00	0.00	0.00	450.16	0.00	0.00
=====							
009 1710 0000 000000 000	SALE OF SUPPLIES	6,000.00	242.35	70.80	1,863.30	5,757.65	4.04
*****TOTAL FOR FUND-SCC 009 0000 (UNIFORM SUPPLIES):							
Ex Tr/Ad		6,000.00	242.35	70.80	1,863.30	5,757.65	4.04
In Tr/Ad		6,000.00	242.35	70.80	1,863.30	5,757.65	4.04
=====							
014 1229 9021 000000 021	MYA TUITION	850,000.00	209,585.57	14,844.72	736,926.40	640,414.43	24.66
*****TOTAL FOR FUND-SCC 014 9021 (MOHICAN YOUTH ACADEMY):							
Ex Tr/Ad		850,000.00	209,585.57	14,844.72	736,926.40	640,414.43	24.66
In Tr/Ad		850,000.00	209,585.57	14,844.72	736,926.40	640,414.43	24.66
=====							
018 1626 9801 000000 003	ADMISSIONS-PERRYSVILLE	1,200.00	99.25	37.75	527.25	1,100.75	8.27
*****TOTAL FOR FUND-SCC 018 9801 (PUBLIC SCHOOL SUPPORT FUND-PERRYSVILLE):							
Ex Tr/Ad		1,200.00	99.25	37.75	527.25	1,100.75	8.27
In Tr/Ad		1,200.00	99.25	37.75	527.25	1,100.75	8.27
=====							
018 1626 9802 000000 001	ADMISSIONS-MCMULLEN	14,000.00	5,140.53	932.00	12,205.65	8,859.47	36.72

\*\*\* NOTE!! ONLY ACTIVE ACCOUNTS HAVE BEEN SELECTED, TOTALS MAY EXCLUDE AMOUNTS THAT ARE RELATED TO INACTIVE ACCOUNTS. \*\*\*

LOUDONVILLE-PERRYSVILLE EX VI  
 Revenue Account Summary  
 SORTED BY FUND-SCC

Account Number FND RCPT SCC SUBJ OU	Description	FYTD Receivable	FYTD Actual Receipts	MTD Actual Receipts	YTD Actual Receipts	FYTD Balance Receivable	FYTD Percent Received
*****TOTAL FOR FUND-SCC 018 9802 (PUBLIC SCHOOL SUPPORT FUND-MCMULLEN):							
Ex Tr/Ad		14,000.00	5,140.53	932.00	12,205.65	8,859.47	36.72
In Tr/Ad		14,000.00	5,140.53	932.00	12,205.65	8,859.47	36.72
=====							
018 1626 9803 000000 002	ADMISSIONS-BUDD	2,728.00	561.42	0.00	4,323.53	2,166.58	20.58
018 1626 9803 000000 602	MOHICAN OUT-DOOR-SCHOOL - C.E.BUDD	1,920.00	0.00	0.00	0.00	1,920.00	0.00
*****TOTAL FOR FUND-SCC 018 9803 (PUBLIC SCHOOL SUPPORT FUND-BUDD):							
Ex Tr/Ad		4,648.00	561.42	0.00	4,323.53	4,086.58	12.08
In Tr/Ad		4,648.00	561.42	0.00	4,323.53	4,086.58	12.08
=====							
018 1626 9804 000000 004	SALES - HIGH SCHOOL	0.00	2,206.50	1,361.50	4,160.12	2,206.50-	0.00
018 5100 9804 000000 004	TRANSFER IN- 018 - H/S	3,300.00	0.00	0.00	0.00	3,300.00	0.00
*****TOTAL FOR FUND-SCC 018 9804 (PUBLIC SCHOOL SUPPORT FUND-HIGH SCHOOL):							
Ex Tr/Ad		0.00	2,206.50	1,361.50	4,160.12	2,206.50-	0.00
In Tr/Ad		3,300.00	2,206.50	1,361.50	4,160.12	1,093.50	66.86
=====							
019 1820 9203 000000 000	FIRST PRESBYTERIAN CHURCH: SCHOOL SUP DONATE	600.00	0.00	0.00	300.00	600.00	0.00
*****TOTAL FOR FUND-SCC 019 9203 (FIRST PRESBYTERIAN CHURCH: SCHOOL SUPPLIES):							
Ex Tr/Ad		600.00	0.00	0.00	300.00	600.00	0.00
In Tr/Ad		600.00	0.00	0.00	300.00	600.00	0.00
=====							
019 1820 9401 000000 004	HUGO & MABEL YOUNG: IB SCHOOL FEES	800.00	0.00	0.00	0.00	800.00	0.00
*****TOTAL FOR FUND-SCC 019 9401 (HUGO & MABEL YOUNG FOUNDATION: IB SCHOOL FEES):							
Ex Tr/Ad		800.00	0.00	0.00	0.00	800.00	0.00
In Tr/Ad		800.00	0.00	0.00	0.00	800.00	0.00
=====							

\*\*\* NOTE!! ONLY ACTIVE ACCOUNTS HAVE BEEN SELECTED, TOTALS MAY EXCLUDE AMOUNTS THAT ARE RELATED TO INACTIVE ACCOUNTS. \*\*\*

Date: 01/04/17  
 Time: 2:49 pm

LOUDONVILLE-PERRYSVILLE EX VI  
 Revenue Account Summary  
 SORTED BY FUND-SCC

Page: 9  
 (REVSUM)

Account Number FND RCPT SCC SUBJ OU	Description	FYTD Receivable	FYTD Actual Receipts	MTD Actual Receipts	YTD Actual Receipts	FYTD Balance Receivable	FYTD Percent Received
019 1820 9508 000000 000	MOHICAN AREA COMM FUND: EXTRA CURRICULARS	1,500.00	1,500.00	0.00	3,000.00	0.00	100.00
*****TOTAL FOR FUND-SCC 019 9508 (MOHICAN AREA COMMUNITY FUND: EXTRA CURRICULAR):							
Ex Tr/Ad		1,500.00	1,500.00	0.00	3,000.00	0.00	100.00
In Tr/Ad		1,500.00	1,500.00	0.00	3,000.00	0.00	100.00
=====							
019 1820 9603 000000 004	BELIEVE IN OHIO: YOUNGEN	0.00	0.00	0.00	2,700.00	0.00	0.00
*****TOTAL FOR FUND-SCC 019 9603 (BELIEVE IN OHIO: YOUNGEN):							
Ex Tr/Ad		0.00	0.00	0.00	2,700.00	0.00	0.00
In Tr/Ad		0.00	0.00	0.00	2,700.00	0.00	0.00
=====							
019 1820 9606 000000 000	YOUNG FOUNDATION: STEM PROGRAM	0.00	0.00	0.00	22,991.00	0.00	0.00
*****TOTAL FOR FUND-SCC 019 9606 (YOUNG FOUNDATION: STEM PROGRAM):							
Ex Tr/Ad		0.00	0.00	0.00	22,991.00	0.00	0.00
In Tr/Ad		0.00	0.00	0.00	22,991.00	0.00	0.00
=====							
019 1820 9701 000000 002	MARTHA HOLDEN JENNINGS: CATES GRANT	2,740.00	2,740.00	0.00	2,740.00	0.00	100.00
*****TOTAL FOR FUND-SCC 019 9701 (MARTHA HOLDEN JENNINGS: CATES GRANT):							
Ex Tr/Ad		2,740.00	2,740.00	0.00	2,740.00	0.00	100.00
In Tr/Ad		2,740.00	2,740.00	0.00	2,740.00	0.00	100.00
=====							
019 1820 9702 000000 000	L-P FOUNDATION	10,345.00	10,345.00	0.00	10,345.00	0.00	100.00
*****TOTAL FOR FUND-SCC 019 9702 (L-P ENDOWMENT FUND):							
Ex Tr/Ad		10,345.00	10,345.00	0.00	10,345.00	0.00	100.00
In Tr/Ad		10,345.00	10,345.00	0.00	10,345.00	0.00	100.00
=====							
019 1820 9703 000000 004	ACCF GRANT: CARNEGIE LHS	750.00	750.00	0.00	750.00	0.00	100.00

\*\*\* NOTE!! ONLY ACTIVE ACCOUNTS HAVE BEEN SELECTED, TOTALS MAY EXCLUDE AMOUNTS THAT ARE RELATED TO INACTIVE ACCOUNTS. \*\*\*

Date: 01/04/17  
 Time: 2:49 pm

LOUDONVILLE-PERRYSVILLE EX VI  
 Revenue Account Summary  
 SORTED BY FUND-SCC

Page: 10  
 (REVSUM)

Account Number FND RCPT SCC SUBJ OU	Description	FYTD Receivable	FYTD Actual Receipts	MTD Actual Receipts	YTD Actual Receipts	FYTD Balance Receivable	FYTD Percent Received
*****TOTAL FOR FUND-SCC 019 9703 (ACCF GRANT: CARNEGIE):							
Ex Tr/Ad		750.00	750.00	0.00	750.00	0.00	100.00
In Tr/Ad		750.00	750.00	0.00	750.00	0.00	100.00
=====							
019 1820 9704 000000 002	PLAN FOR RESPONSIBLE CITIZENSHIP DEVELOPMENT	5,446.80	5,446.80	5,446.80	5,446.80	0.00	100.00
*****TOTAL FOR FUND-SCC 019 9704 (PLAN FOR RESPONSIBLE CITIZENSHIP GRANT):							
Ex Tr/Ad		5,446.80	5,446.80	5,446.80	5,446.80	0.00	100.00
In Tr/Ad		5,446.80	5,446.80	5,446.80	5,446.80	0.00	100.00
=====							
022 1625 9501 000000 890	OHSAA SOCCER TOURNAMENT REVENUE	2,464.00	2,464.00	0.00	2,464.00	0.00	100.00
*****TOTAL FOR FUND-SCC 022 9501 (OHSAA TOURNAMENT GAME):							
Ex Tr/Ad		2,464.00	2,464.00	0.00	2,464.00	0.00	100.00
In Tr/Ad		2,464.00	2,464.00	0.00	2,464.00	0.00	100.00
=====							
024 1872 0000 000000 000	EMPLOYEE HEALTH BENEFITS - SELF INSURANCE	2,500,000.00	1,107,963.18	181,868.82	2,232,513.15	1,392,036.82	44.32
*****TOTAL FOR FUND-SCC 024 0000 (EMPLOYEE HEALTH BENEFITS - SELF-INSURANCE):							
Ex Tr/Ad		2,500,000.00	1,107,963.18	181,868.82	2,232,513.15	1,392,036.82	44.32
In Tr/Ad		2,500,000.00	1,107,963.18	181,868.82	2,232,513.15	1,392,036.82	44.32
=====							
200 1632 921A 000000 004	FOREIGN LANGUAGE - DUES / FEES	100.00	0.00	0.00	0.00	100.00	0.00
*****TOTAL FOR FUND-SCC 200 921A (FOREIGN LANGUAGE CLUB):							
Ex Tr/Ad		100.00	0.00	0.00	0.00	100.00	0.00
In Tr/Ad		100.00	0.00	0.00	0.00	100.00	0.00
=====							
200 1623 933A 000000 004	F.F.A. - SALES	34,230.00	5,686.92	7.00	14,427.92	28,543.08	16.61
200 1633 933A 000000 004	F.F.A. - DUES AND FEES	0.00	1,145.00	45.00	3,160.50	1,145.00-	0.00

\*\*\* NOTE!! ONLY ACTIVE ACCOUNTS HAVE BEEN SELECTED, TOTALS MAY EXCLUDE AMOUNTS THAT ARE RELATED TO INACTIVE ACCOUNTS. \*\*\*

Date: 01/04/17  
 Time: 2:49 pm

LOUDONVILLE-PERRYSVILLE EX VI  
 Revenue Account Summary  
 SORTED BY FUND-SCC

Page: 11  
 (REVSUM)

Account Number FND RCPT SCC SUBJ OU	Description	FYTD Receivable	FYTD Actual Receipts	MTD Actual Receipts	YTD Actual Receipts	FYTD Balance Receivable	FYTD Percent Received
*****TOTAL FOR FUND-SCC 200 933A (F.F.A.):							
Ex Tr/Ad		34,230.00	6,831.92	52.00	17,588.42	27,398.08	19.96
In Tr/Ad		34,230.00	6,831.92	52.00	17,588.42	27,398.08	19.96
=====							
200 1625 943A 000000 004	DANCE TEAM - SALES	0.00	621.00	30.00	821.00	621.00-	0.00
*****TOTAL FOR FUND-SCC 200 943A (DANCE TEAM):							
Ex Tr/Ad		0.00	621.00	30.00	821.00	621.00-	0.00
In Tr/Ad		0.00	621.00	30.00	821.00	621.00-	0.00
=====							
200 1626 961A 000000 004	STUDENT COUNCIL - SALES	1,225.00	0.00	0.00	380.00	1,225.00	0.00
*****TOTAL FOR FUND-SCC 200 961A (STUDENT COUNCIL):							
Ex Tr/Ad		1,225.00	0.00	0.00	380.00	1,225.00	0.00
In Tr/Ad		1,225.00	0.00	0.00	380.00	1,225.00	0.00
=====							
200 1616 961B 000000 003	JR. HIGH STUDENT COUNCIL-P.V. - ADMISSIONS	750.00	0.00	0.00	0.00	750.00	0.00
200 1626 961B 000000 003	P.V. JR. HIGH STUDENT COUNCIL - SALES	0.00	269.00	0.00	585.00	269.00-	0.00
*****TOTAL FOR FUND-SCC 200 961B (JR. HIGH STUDENT COUNCIL-PERRYSVILLE):							
Ex Tr/Ad		750.00	269.00	0.00	585.00	481.00	35.87
In Tr/Ad		750.00	269.00	0.00	585.00	481.00	35.87
=====							
200 1626 962A 000000 004	ACADEMIC CHALLENGE - SALES	500.00	400.00	0.00	400.00	100.00	80.00
*****TOTAL FOR FUND-SCC 200 962A (ACADEMIC CHALLENGE):							
Ex Tr/Ad		500.00	400.00	0.00	400.00	100.00	80.00
In Tr/Ad		500.00	400.00	0.00	400.00	100.00	80.00
=====							
200 1626 965A 000000 004	T.I. (TEEN INSTITUTE) - SALES	200.00	0.00	0.00	76.00	200.00	0.00

\*\*\* NOTE!! ONLY ACTIVE ACCOUNTS HAVE BEEN SELECTED, TOTALS MAY EXCLUDE AMOUNTS THAT ARE RELATED TO INACTIVE ACCOUNTS. \*\*\*

LOUDONVILLE-PERRYSVILLE EX VI  
 Revenue Account Summary  
 SORTED BY FUND-SCC

Account Number FND RCPT SCC SUBJ OU	Description	FYTD Receivable	FYTD Actual Receipts	MTD Actual Receipts	YTD Actual Receipts	FYTD Balance Receivable	FYTD Percent Received
*****TOTAL FOR FUND-SCC 200 965A (T.I.):							
Ex Tr/Ad		200.00	0.00	0.00	76.00	200.00	0.00
In Tr/Ad		200.00	0.00	0.00	76.00	200.00	0.00
=====							
200 1626 966A 000000 004	COUNCIL FOR EXCEPTIONAL CHILDREN-C.E.C.CLUB	1,100.00	845.50	70.00	645.50	254.50	76.86
*****TOTAL FOR FUND-SCC 200 966A (COUNCIL FOR EXCEPTIONAL CHILDREN-C.E.C. CLUB ):							
Ex Tr/Ad		1,100.00	845.50	70.00	645.50	254.50	76.86
In Tr/Ad		1,100.00	845.50	70.00	645.50	254.50	76.86
=====							
200 1636 967K 000000 004	CLASS OF 2016: DUES & FEES	0.00	7.00	0.00	1,421.00	7.00-	0.00
*****TOTAL FOR FUND-SCC 200 967K (CLASS OF 2016):							
Ex Tr/Ad		0.00	7.00	0.00	1,421.00	7.00-	0.00
In Tr/Ad		0.00	7.00	0.00	1,421.00	7.00-	0.00
=====							
200 1636 967L 000000 004	CLASS OF 2017: DUES & FEES	2,350.00	879.00	0.00	1,145.00	1,471.00	37.40
*****TOTAL FOR FUND-SCC 200 967L (CLASS OF 2017):							
Ex Tr/Ad		2,350.00	879.00	0.00	1,145.00	1,471.00	37.40
In Tr/Ad		2,350.00	879.00	0.00	1,145.00	1,471.00	37.40
=====							
200 1636 967M 000000 004	CLASS OF 2018: DUES & FEES	630.00	186.00	0.00	410.00	444.00	29.52
*****TOTAL FOR FUND-SCC 200 967M (CLASS OF 2018):							
Ex Tr/Ad		630.00	186.00	0.00	410.00	444.00	29.52
In Tr/Ad		630.00	186.00	0.00	410.00	444.00	29.52
=====							
200 1636 967N 000000 004	CLASS OF 2019: DUES & FEES	728.00	154.00	14.00	301.00	574.00	21.15

\*\*\* NOTE!! ONLY ACTIVE ACCOUNTS HAVE BEEN SELECTED, TOTALS MAY EXCLUDE AMOUNTS THAT ARE RELATED TO INACTIVE ACCOUNTS. \*\*\*

Date: 01/04/17  
 Time: 2:49 pm

LOUDONVILLE-PERRYSVILLE EX VI  
 Revenue Account Summary  
 SORTED BY FUND-SCC

Page: 13  
 (REVSUM)

Account Number FND RCPT SCC SUBJ OU	Description	FYTD Receivable	FYTD Actual Receipts	MTD Actual Receipts	YTD Actual Receipts	FYTD Balance Receivable	FYTD Percent Received
*****TOTAL FOR FUND-SCC 200 967N (CLASS OF 2019):							
Ex Tr/Ad		728.00	154.00	14.00	301.00	574.00	21.15
In Tr/Ad		728.00	154.00	14.00	301.00	574.00	21.15
=====							
200 1636 9670 000000 004	CLASS OF 2020: DUES & FEES	200.00	195.00	7.00	195.00	5.00	97.50
*****TOTAL FOR FUND-SCC 200 9670 (CLASS OF 2020):							
Ex Tr/Ad		200.00	195.00	7.00	195.00	5.00	97.50
In Tr/Ad		200.00	195.00	7.00	195.00	5.00	97.50
=====							
200 1621 969A 000000 004	REDBIRD - SALES	100.00	40.00	0.00	273.00	60.00	40.00
*****TOTAL FOR FUND-SCC 200 969A (REDBIRD):							
Ex Tr/Ad		100.00	40.00	0.00	273.00	60.00	40.00
In Tr/Ad		100.00	40.00	0.00	273.00	60.00	40.00
=====							
200 1627 971A 000000 004	HONOR SOCIETY - SALES	1,750.00	2,207.00	569.00	2,207.00	457.00-	126.11
*****TOTAL FOR FUND-SCC 200 971A (HONOR SOCIETY):							
Ex Tr/Ad		1,750.00	2,207.00	569.00	2,207.00	457.00-	126.11
In Tr/Ad		1,750.00	2,207.00	569.00	2,207.00	457.00-	126.11
=====							
200 1627 973A 000000 004	LEO CLUB - SALES	3,500.00	1,486.00	236.00	1,486.00	2,014.00	42.46
*****TOTAL FOR FUND-SCC 200 973A (LEO CLUB):							
Ex Tr/Ad		3,500.00	1,486.00	236.00	1,486.00	2,014.00	42.46
In Tr/Ad		3,500.00	1,486.00	236.00	1,486.00	2,014.00	42.46
=====							
200 1623 975A 000000 004	JOB SKILLS GROUP: REVENUE	1,100.00	611.37	0.00	1,069.88	488.63	55.58

\*\*\* NOTE!! ONLY ACTIVE ACCOUNTS HAVE BEEN SELECTED, TOTALS MAY EXCLUDE AMOUNTS THAT ARE RELATED TO INACTIVE ACCOUNTS. \*\*\*



Date: 01/04/17  
 Time: 2:49 pm

LOUDONVILLE-PERRYSVILLE EX VI  
 Revenue Account Summary  
 SORTED BY FUND-SCC

Page: 14  
 (REVSUM)

Account Number FND RCPT SCC SUBJ OU	Description	FYTD Receivable	FYTD Actual Receipts	MTD Actual Receipts	YTD Actual Receipts	FYTD Balance Receivable	FYTD Percent Received
*****TOTAL FOR FUND-SCC 200 975A (JOB SKILLS GROUP LHS):							
Ex Tr/Ad		1,100.00	611.37	0.00	1,069.88	488.63	55.58
In Tr/Ad		1,100.00	611.37	0.00	1,069.88	488.63	55.58
=====							
200 1616 976A 000000 004	PROM FUND: TICKET SALES	2,900.00	0.00	0.00	2,117.00	2,900.00	0.00
*****TOTAL FOR FUND-SCC 200 976A (LHS PROM FUND):							
Ex Tr/Ad		2,900.00	0.00	0.00	2,117.00	2,900.00	0.00
In Tr/Ad		2,900.00	0.00	0.00	2,117.00	2,900.00	0.00
=====							
200 1690 977A 000000 004	ROBOTICS TEAM: DONATIONS & OTHER	2,000.00	1,000.00	100.00	5,170.98	1,000.00	50.00
*****TOTAL FOR FUND-SCC 200 977A (LHS ROBOTICS TEAM FUND):							
Ex Tr/Ad		2,000.00	1,000.00	100.00	5,170.98	1,000.00	50.00
In Tr/Ad		2,000.00	1,000.00	100.00	5,170.98	1,000.00	50.00
=====							
300 1621 913A 000000 004	DRAMA CLUB - SALES	1,700.00	937.00	0.00	937.00	763.00	55.12
*****TOTAL FOR FUND-SCC 300 913A (DRAMA CLUB):							
Ex Tr/Ad		1,700.00	937.00	0.00	937.00	763.00	55.12
In Tr/Ad		1,700.00	937.00	0.00	937.00	763.00	55.12
=====							
300 1624 940A 000000 746	BAND - HIGH SCHOOL	210.00	110.00	0.00	1,110.00	100.00	52.38
300 1624 940A 000000 748	VOCAL-HS	4,700.00	0.00	0.00	0.00	4,700.00	0.00
300 1624 940A 000000 749	VOCAL/BAND - LHS MUSICAL	5,400.00	0.00	0.00	4,556.00	5,400.00	0.00
*****TOTAL FOR FUND-SCC 300 940A (MUSIC DEPARTMENT):							
Ex Tr/Ad		10,310.00	110.00	0.00	5,666.00	10,200.00	1.07
In Tr/Ad		10,310.00	110.00	0.00	5,666.00	10,200.00	1.07
=====							

\*\*\* NOTE!! ONLY ACTIVE ACCOUNTS HAVE BEEN SELECTED, TOTALS MAY EXCLUDE AMOUNTS THAT ARE RELATED TO INACTIVE ACCOUNTS. \*\*\*

Date: 01/04/17  
 Time: 2:49 pm

LOUDONVILLE-PERRYSVILLE EX VI  
 Revenue Account Summary  
 SORTED BY FUND-SCC

Account Number FND RCPT SCC SUBJ OU	Description	FYTD Receivable	FYTD Actual Receipts	MTD Actual Receipts	YTD Actual Receipts	FYTD Balance Receivable	FYTD Percent Received
300 1625 950A 000000 800	ATHLETIC DEPARTMENT - DONATIONS	7,000.00	54.39	0.00	54.39	6,945.61	0.78
300 1625 950A 000000 811	ADMISSIONS-BOYS BASEBALL	500.00	0.00	0.00	1,240.00	500.00	0.00
300 1625 950A 000000 812	ADMISSIONS-BOYS BASKETBALL	18,000.00	11,046.00	8,080.00	22,499.00	6,954.00	61.37
300 1625 950A 000000 816	FOOTBALL - HS	30,000.00	29,983.50	470.00	30,613.50	16.50	99.95
300 1625 950A 000000 827	ADMISSIONS-TRACK	7,000.00	630.00	0.00	8,712.10	6,370.00	9.00
300 1625 950A 000000 828	ADMISSIONS-WRESTLING	5,000.00	538.00	938.00	15,886.25	4,462.00	10.76
300 1625 950A 000000 832	ADMISSIONS-GIRLS BASKETBALL	10,000.00	6,063.00	3,859.00	11,850.00	3,937.00	60.63
300 1625 950A 000000 835	ATHLETIC - VOLLEYBALL - HS	3,000.00	3,216.20	0.00	3,216.20	216.20-	107.21
300 1625 950A 000000 855	CHEERLEADING - H/S	3,000.00	1,305.00	0.00	7,007.00	1,695.00	43.50
300 1625 950A 000000 890	ATHLETIC: SOCCER - ADMISSIONS	6,000.00	7,148.00	80.00	7,148.00	1,148.00-	119.13
300 1933 950A 000000 004	SALE OF PROPERTY - ATHLETICS	0.00	1,200.00	0.00	1,200.00	1,200.00-	0.00
*****TOTAL FOR FUND-SCC 300 950A (ATHLETIC FUND - HIGH SCHOOL):							
Ex Tr/Ad		89,500.00	61,184.09	13,427.00	109,426.44	28,315.91	68.36
In Tr/Ad		89,500.00	61,184.09	13,427.00	109,426.44	28,315.91	68.36
=====							
300 1625 950B 000000 003	ATHLETIC FUND - PERRYSVILLE JUNIOR HIGH	12,000.00	7,072.00	3,413.00	15,100.00	4,928.00	58.93
*****TOTAL FOR FUND-SCC 300 950B (ATHLETIC FUND - PERRYSVILLE JUNIOR HIGH):							
Ex Tr/Ad		12,000.00	7,072.00	3,413.00	15,100.00	4,928.00	58.93
In Tr/Ad		12,000.00	7,072.00	3,413.00	15,100.00	4,928.00	58.93
=====							

\*\*\* NOTE!! ONLY ACTIVE ACCOUNTS HAVE BEEN SELECTED, TOTALS MAY EXCLUDE AMOUNTS THAT ARE RELATED TO INACTIVE ACCOUNTS. \*\*\*

Date: 01/04/17  
 Time: 2:49 pm

LOUDONVILLE-PERRYSVILLE EX VI  
 Revenue Account Summary  
 SORTED BY FUND-SCC

Page: 16  
 (REVSUM)

Account Number FND RCPT SCC SUBJ OU	Description	FYTD Receivable	FYTD Actual Receipts	MTD Actual Receipts	YTD Actual Receipts	FYTD Balance Receivable	FYTD Percent Received
300 1626 968A 000000 004	YEARBOOK	5,000.00	315.00	0.00	1,085.00	4,685.00	6.30
*****TOTAL FOR FUND-SCC 300 968A (YEARBOOK FUND HIGH SCHOOL):							
Ex Tr/Ad		5,000.00	315.00	0.00	1,085.00	4,685.00	6.30
In Tr/Ad		5,000.00	315.00	0.00	1,085.00	4,685.00	6.30
=====							
451 3219 9116 000000 000	ONenet PUBLIC COMMUNICATIONS SUBSIDY	0.00	0.00	0.00	3,600.00	0.00	0.00
*****TOTAL FOR FUND-SCC 451 9116 (ONENET PUBLIC COMMUNICATIONS SUBSIDY - FY16 ):							
Ex Tr/Ad		0.00	0.00	0.00	3,600.00	0.00	0.00
In Tr/Ad		0.00	0.00	0.00	3,600.00	0.00	0.00
=====							
451 3219 9117 000000 000	ONenet PUBLIC COMMUNICATIONS SUBSIDY	7,200.00	3,600.00	0.00	3,600.00	3,600.00	50.00
*****TOTAL FOR FUND-SCC 451 9117 (ONENET PUBLIC COMMUNICATIONS SUBSIDY - FY17):							
Ex Tr/Ad		7,200.00	3,600.00	0.00	3,600.00	3,600.00	50.00
In Tr/Ad		7,200.00	3,600.00	0.00	3,600.00	3,600.00	50.00
=====							
461 3110 9116 000000 000	HIGH SCHOOLS THAT WORK GRANT	1,509.24	1,509.24	0.00	3,142.47	0.00	100.00
*****TOTAL FOR FUND-SCC 461 9116 (HSTW GRANT FY2016):							
Ex Tr/Ad		1,509.24	1,509.24	0.00	3,142.47	0.00	100.00
In Tr/Ad		1,509.24	1,509.24	0.00	3,142.47	0.00	100.00
=====							
461 3110 9117 000000 000	HIGH SCHOOLS THAT WORK GRANT	6,000.00	4,195.94	3,783.66	4,195.94	1,804.06	69.93
*****TOTAL FOR FUND-SCC 461 9117 (HSTW GRANT FY2017):							
Ex Tr/Ad		6,000.00	4,195.94	3,783.66	4,195.94	1,804.06	69.93
In Tr/Ad		6,000.00	4,195.94	3,783.66	4,195.94	1,804.06	69.93
=====							
466 3110 9117 000000 595	STRAIGHT A GRANT NORTHWESTERN	51,500.00	881.88	881.88	881.88	50,618.12	1.71

\*\*\* NOTE!! ONLY ACTIVE ACCOUNTS HAVE BEEN SELECTED, TOTALS MAY EXCLUDE AMOUNTS THAT ARE RELATED TO INACTIVE ACCOUNTS. \*\*\*

LOUDONVILLE-PERRYSVILLE EX VI  
 Revenue Account Summary  
 SORTED BY FUND-SCC

Account Number FND RCPT SCC SUBJ OU	Description	FYTD Receivable	FYTD Actual Receipts	MTD Actual Receipts	YTD Actual Receipts	FYTD Balance Receivable	FYTD Percent Received
*****TOTAL FOR FUND-SCC 466 9117 (STRAIGHT A GRANT NORTHWESTERN):							
Ex Tr/Ad		51,500.00	881.88	881.88	881.88	50,618.12	1.71
In Tr/Ad		51,500.00	881.88	881.88	881.88	50,618.12	1.71
=====							
516 4220 9116 000000 000	IDEA-B: SPECIAL EDUCATION	47,356.07	47,356.07	0.00	174,766.46	0.00	100.00
*****TOTAL FOR FUND-SCC 516 9116 (IDEA-B SPECIAL EDUCATION FY2016):							
Ex Tr/Ad		47,356.07	47,356.07	0.00	174,766.46	0.00	100.00
In Tr/Ad		47,356.07	47,356.07	0.00	174,766.46	0.00	100.00
=====							
516 4220 9117 000000 000	IDEA-B: SPECIAL EDUCATION	240,877.71	64,476.76	18,836.15	64,476.76	176,400.95	26.77
*****TOTAL FOR FUND-SCC 516 9117 (IDEA-B SPECIAL EDUCATION FY2017):							
Ex Tr/Ad		240,877.71	64,476.76	18,836.15	64,476.76	176,400.95	26.77
In Tr/Ad		240,877.71	64,476.76	18,836.15	64,476.76	176,400.95	26.77
=====							
536 4220 9116 000000 000	TITLE I SCHOOL IMPROVEMENT GRANT	3,752.69	3,752.69	0.00	14,264.50	0.00	100.00
*****TOTAL FOR FUND-SCC 536 9116 (TITLE I SCHOOL IMPROVEMENT GRANT FY16):							
Ex Tr/Ad		3,752.69	3,752.69	0.00	14,264.50	0.00	100.00
In Tr/Ad		3,752.69	3,752.69	0.00	14,264.50	0.00	100.00
=====							
572 4220 9116 000000 000	TITLE I	83,064.04	83,064.04	0.00	304,015.11	0.00	100.00
*****TOTAL FOR FUND-SCC 572 9116 (TITLE I: FY16):							
Ex Tr/Ad		83,064.04	83,064.04	0.00	304,015.11	0.00	100.00
In Tr/Ad		83,064.04	83,064.04	0.00	304,015.11	0.00	100.00
=====							
572 4220 9117 000000 000	TITLE I	337,596.76	87,243.15	25,465.71	87,243.15	250,353.61	25.84

LOUDONVILLE-PERRYSVILLE EX VI  
 Revenue Account Summary  
 SORTED BY FUND-SCC

Account Number FND RCPT SCC SUBJ OU	Description	FYTD Receivable	FYTD Actual Receipts	MTD Actual Receipts	YTD Actual Receipts	FYTD Balance Receivable	FYTD Percent Received
*****TOTAL FOR FUND-SCC 572 9117 (TITLE I: FY17):							
Ex Tr/Ad		337,596.76	87,243.15	25,465.71	87,243.15	250,353.61	25.84
In Tr/Ad		337,596.76	87,243.15	25,465.71	87,243.15	250,353.61	25.84
=====							
572 4220 9216 000000 021	TITLE I-D MYA	18,335.64	18,335.64	0.00	74,140.80	0.00	100.00
*****TOTAL FOR FUND-SCC 572 9216 (TITLE I - D MYA FY16):							
Ex Tr/Ad		18,335.64	18,335.64	0.00	74,140.80	0.00	100.00
In Tr/Ad		18,335.64	18,335.64	0.00	74,140.80	0.00	100.00
=====							
572 4220 9217 000000 021	TITLE I-D MYA	118,029.90	27,280.93	9,540.94	27,280.93	90,748.97	23.11
*****TOTAL FOR FUND-SCC 572 9217 (TITLE I - D MYA FY17):							
Ex Tr/Ad		118,029.90	27,280.93	9,540.94	27,280.93	90,748.97	23.11
In Tr/Ad		118,029.90	27,280.93	9,540.94	27,280.93	90,748.97	23.11
=====							
590 4220 9116 000000 000	TITLE II-A: IMPROV. TEACHING QUALITY	7,781.09	7,781.09	0.00	30,156.02	0.00	100.00
*****TOTAL FOR FUND-SCC 590 9116 (TITLE II-A: IMPROVING TEACH. QUALITY - FY16):							
Ex Tr/Ad		7,781.09	7,781.09	0.00	30,156.02	0.00	100.00
In Tr/Ad		7,781.09	7,781.09	0.00	30,156.02	0.00	100.00
=====							
590 4220 9117 000000 000	TITLE II-A: IMPROV. TEACHING QUALITY	39,702.03	10,832.11	3,095.66	10,832.11	28,869.92	27.28
*****TOTAL FOR FUND-SCC 590 9117 (TITLE II-A: IMPROVING TEACH. QUALITY - FY17):							
Ex Tr/Ad		39,702.03	10,832.11	3,095.66	10,832.11	28,869.92	27.28
In Tr/Ad		39,702.03	10,832.11	3,095.66	10,832.11	28,869.92	27.28
=====							
599 4220 9116 000000 000	TITLE VI-B RURAL & LOW INCOME	14,530.62	14,530.62	0.00	24,745.35	0.00	100.00

\*\*\* NOTE!! ONLY ACTIVE ACCOUNTS HAVE BEEN SELECTED, TOTALS MAY EXCLUDE AMOUNTS THAT ARE RELATED TO INACTIVE ACCOUNTS. \*\*\*

Date: 01/04/17  
Time: 2:49 pm

LOUDONVILLE-PERRYVILLE EX VI  
Revenue Account Summary  
SORTED BY FUND-SCC

Page: 19  
(REVSUM)

Account Number	Description	FYTD Receivable	FYTD Actual Receipts	MTD Actual Receipts	YTD Actual Receipts	FYTD Balance Receivable	FYTD Percent Received
FND RCPT SCC SUBJ OU							
*****TOTAL FOR FUND-SCC 599 9116 (TITLE VI-B RURAL & LOW INCOME FY16):							
Ex Tr/Ad		14,530.62	14,530.62	0.00	24,745.35	0.00	100.00
In Tr/Ad		14,530.62	14,530.62	0.00	24,745.35	0.00	100.00
=====							
*****GRAND TOTALS:							
Ex Tr/Ad		19,002,333.04	8,704,409.15	825,383.31	18,444,842.69	10,297,923.89	45.81
In Tr/Ad		19,059,059.71	8,757,835.82	825,383.31	18,551,698.62	10,301,223.89	45.95
=====							

\*\*\* NOTE!! ONLY ACTIVE ACCOUNTS HAVE BEEN SELECTED, TOTALS MAY EXCLUDE AMOUNTS THAT ARE RELATED TO INACTIVE ACCOUNTS. \*\*\*

Date: 01/04/2017  
Time: 2:48 pm

LOUDONVILLE-PERRYSVILLE EX VI  
SORT BY CHECK NUMBER  
CHECK DATES BETWEEN 12/01/2016 AND 12/31/2016  
WARRANT, REFUND, MEMO CHECKS

Page: 1  
(CHEKPY)

CHECK	TYPE	DATE	VENDOR	VENDOR	STATUS/DATE	BANK CODE	CHECK AMOUNT
086589	W	12/07/2016	JAY BITNER	000017	RECONCILED:12/31/2016		183.24
086590	W	12/07/2016	JIM CONLEY	000038	RECONCILED:12/31/2016		510.37
086591	W	12/07/2016	CINDY YOUNG	000042	RECONCILED:12/31/2016		59.00
086592	W	12/07/2016	MATTHEW RUCKI	000105			16.00
086593	W	12/07/2016	RON LANCE	000119	RECONCILED:12/31/2016		174.40
086594	W	12/07/2016	DAVID LANCE	000130	RECONCILED:12/31/2016		30.94
086595	W	12/07/2016	JOHN LANCE	000144	RECONCILED:12/31/2016		188.76
086596	W	12/07/2016	LORI ALLENBAUGH	000171	RECONCILED:12/31/2016		27.00
086597	W	12/07/2016	ASHLAND SCALE CO INC	000214	RECONCILED:12/31/2016		110.00
086598	W	12/07/2016	ASHLAND PUBLISHING COMPANY	000225	RECONCILED:12/31/2016		77.60
086599	W	12/07/2016	STATE OF OHIO OFFICE OF AUDITOR	000227	RECONCILED:12/31/2016		3,997.50
086600	W	12/07/2016	ASHLAND YMCA	000263	RECONCILED:12/31/2016		1,300.00
086601	W	12/07/2016	BFG SUPPLY CO	000334	RECONCILED:12/31/2016		419.45
086602	W	12/07/2016	COSHOCTON HIGH SCHOOL ATHLETIC DEPT	000400	RECONCILED:12/31/2016		125.00
086603	W	12/07/2016	CHIPPEWA HIGH SCHOOL	000448	RECONCILED:12/31/2016		135.00
086604	W	12/07/2016	DANNERS DRUG STORE	000517	RECONCILED:12/31/2016		2.35
086605	W	12/07/2016	DGP PUBLISHING	000518	RECONCILED:12/31/2016		49.40
086606	W	12/07/2016	DUTCH VILLAGE INN	000520	RECONCILED:12/31/2016		708.78
086607	W	12/07/2016	1ST CHOICE ENERGY SERVICES	000718	RECONCILED:12/31/2016		5,139.21
086608	W	12/07/2016	G AND G INC	000861	RECONCILED:12/31/2016		329.00
086609	W	12/07/2016	MANSFIELD TRUCK SALES &SERVICE	000921	RECONCILED:12/31/2016		661.38
086610	W	12/07/2016	JOHN'S SEPTIC JOHN VERMILYA	001001	RECONCILED:12/31/2016		445.00
086611	W	12/07/2016	IRWINS OFFICE SUPPLIES	001007	RECONCILED:12/31/2016		1,139.89
086612	W	12/07/2016	LOUDONVILLE FARMERS EQUITY CO.	001209	RECONCILED:12/31/2016		218.38
086613	W	12/07/2016	BRAD YOUNG DBA LOCKSMITH SHOP	001241	RECONCILED:12/31/2016		366.50
086614	W	12/07/2016	LOWES COMPANIES INC	001269	RECONCILED:12/31/2016		120.14
086615	W	12/07/2016	MODERN HOME SUPPLY INC	001320	RECONCILED:12/31/2016		720.32
086616	W	12/07/2016	MCGRAW-HILL EDUCATION	001339	RECONCILED:12/31/2016		99.75
086617	W	12/07/2016	MAHEK TROPHIES & AWARDS	001355	RECONCILED:12/31/2016		40.00
086618	W	12/07/2016	MVD SPORTS & SPECIALTIES	001364	RECONCILED:12/31/2016		1,087.35
086619	W	12/07/2016	OHIO EDISON COMPANY	001411	RECONCILED:12/31/2016		491.20
086620	W	12/07/2016	OHSFSCA C/O SHELLEY MONAS	001418	RECONCILED:12/31/2016		35.00
086621	W	12/07/2016	OHSFCA C/O MATT BEST	001443			525.00
086622	W	12/07/2016	OHIO STATE UNIVERSITY ATHLETIC TICKET OFFICE	001487			600.00
086623	W	12/07/2016	OHIO CAT	001495	RECONCILED:12/31/2016		1,148.50
086624	W	12/07/2016	RABY HARDWARE	001600	RECONCILED:12/31/2016		16.97
086625	W	12/07/2016	RICHARDSON'S GREENHOUSE	001621	RECONCILED:12/31/2016		179.40
086626	W	12/07/2016	SNYDER BROTHERS	001720	RECONCILED:12/31/2016		240.28
086627	W	12/07/2016	STANTON'S SHEET MUSIC INC	001725	RECONCILED:12/31/2016		839.14
086628	W	12/07/2016	SMETZ'S TIRE CENTER	001777	RECONCILED:12/31/2016		1,964.44
086629	W	12/07/2016	STAKE'S IGA	001786	RECONCILED:12/31/2016		977.82
086630	W	12/07/2016	TRUGREEN	001836	RECONCILED:12/31/2016		204.00
086631	W	12/07/2016	TRANSPORTATION ACCESSORIES CO	001839	RECONCILED:12/31/2016		37.90
086632	W	12/07/2016	TIME WARNER CABLE ATTN: HOWARD CLENDENIN	001857	RECONCILED:12/31/2016		109.99

Date: 01/04/2017  
Time: 2:48 pm

LOUDONVILLE-PERRYSVILLE EX VI  
SORT BY CHECK NUMBER  
CHECK DATES BETWEEN 12/01/2016 AND 12/31/2016  
WARRANT, REFUND, MEMO CHECKS

Page: 2  
(CHEKPY)

CHECK	TYPE	DATE	VENDOR	VENDOR	STATUS/DATE	BANK CODE	CHECK AMOUNT
086633	W	12/07/2016	US BANK OFFICE EQUIPMENT FINANCE SERV	001912	RECONCILED:12/31/2016		1,036.00
086634	W	12/07/2016	VAR RESOURCES INC	001953	RECONCILED:12/31/2016		455.32
086635	W	12/07/2016	VASU COMMUNICATIONS INC	001966	RECONCILED:12/31/2016		456.00
086636	W	12/07/2016	WRIGHT GROUP/MCGRAW-HILL	002067	RECONCILED:12/31/2016		271.12
086637	W	12/07/2016	JOE ZAGARINO DBA ZAG FUNDRAISING	002123	RECONCILED:12/31/2016		250.00
086638	W	12/07/2016	MICHAEL HEALY	003039	RECONCILED:12/31/2016		60.00
086639	W	12/07/2016	TY MEYER	003056	RECONCILED:12/31/2016		160.00
086640	W	12/07/2016	PATRICK MULHERIN	003078			57.00
086641	W	12/07/2016	JOHN GROVE	003193	RECONCILED:12/31/2016		40.00
086642	W	12/07/2016	GARY SMITH	003619	RECONCILED:12/31/2016		57.00
086643	W	12/07/2016	GREGORY APPLGATE	003672	RECONCILED:12/31/2016		180.00
086644	W	12/07/2016	JOSH MILLER	005018	RECONCILED:12/31/2016		18.19
086645	W	12/07/2016	JEFF FRANKFORD	005046	RECONCILED:12/31/2016		76.88
086646	W	12/07/2016	CHRISTINE BOWMAN	005055	RECONCILED:12/31/2016		27.00
086647	W	12/07/2016	CASEY GARVER	005064	RECONCILED:12/31/2016		80.29
086648	W	12/07/2016	LISA GONZALEZ	005096	RECONCILED:12/31/2016		27.00
086649	W	12/07/2016	APPLE VALLEY GOLF CLUB	010258	RECONCILED:12/31/2016		700.00
086650	W	12/07/2016	CINTAS CORPORATION	010433	RECONCILED:12/31/2016		38.99
086651	W	12/07/2016	COLONEL CRAWFORD ATHLETIC BOOSTERS	010493			75.00
086652	W	12/07/2016	MATHESON TRI-GAS INC	013009	RECONCILED:12/31/2016		71.35
086653	W	12/07/2016	ORRVILLE HIGH SCHOOL ATHLETIC DEPARTMENT	014012	RECONCILED:12/31/2016		150.00
086654	W	12/07/2016	OHIO HIGH SCHOOL BASEBALL COACHES ASSOCIATION	014070	RECONCILED:12/31/2016		25.00
086655	W	12/07/2016	OHSFSCA CLINIC	014110	RECONCILED:12/31/2016		255.00
086656	W	12/07/2016	SPRANG'S TRUCK & RV CENTER CHARLES SPRANG	017035	RECONCILED:12/31/2016		16.00
086657	W	12/07/2016	SCOTT, SCRIVEN LLP	017103	RECONCILED:12/31/2016		3,509.00
086658	W	12/07/2016	SCREEN SURGEONS	017111	RECONCILED:12/31/2016		210.00
086659	W	12/07/2016	WORLD BOOK INC	020011	RECONCILED:12/31/2016		1,199.95
086660	W	12/13/2016	SCHOOL EMPLOYEES RET. SYSTEM	009046	RECONCILED:12/31/2016		1,911.28
086661	W	12/14/2016	KELLY SEBOE	000070	RECONCILED:12/31/2016		19.99
086662	W	12/14/2016	MARIE BEDDOW	000148	RECONCILED:12/31/2016		77.76
086663	W	12/14/2016	CAMBIUM LEARNING VOYAGER	000471	RECONCILED:12/31/2016		1,633.50
086664	W	12/14/2016	EDGE DOCUMENT SOLUTIONS LLC	000606	RECONCILED:12/31/2016		337.59
086665	W	12/14/2016	EBSCO INFORMATION SERVICES	000617	RECONCILED:12/31/2016		258.99
086666	W	12/14/2016	FOLLETT SCHOOL SOLUTIONS INC	000748	RECONCILED:12/31/2016		194.88
086667	W	12/14/2016	GOVCONNECTION	000817	RECONCILED:12/31/2016		19.80
086668	W	12/14/2016	JOSTENS INC	001083	RECONCILED:12/31/2016		2,106.91
086669	W	12/14/2016	KIDSLINK NEUROBEHAVIORAL CENTER	001159	RECONCILED:12/31/2016		1,815.00
086670	W	12/14/2016	KIMBALL MIDWEST	001190	RECONCILED:12/31/2016		58.98
086671	W	12/14/2016	OHIO EDISON COMPANY	001411	RECONCILED:12/31/2016		1,623.39
086672	W	12/14/2016	OHIO SCHOOL BOARDS ASSOC	001413	RECONCILED:12/31/2016		4,372.00
086673	W	12/14/2016	OHIO SCHOOLS COUNCIL - GAS	001424	RECONCILED:12/31/2016		1,914.96
086674	W	12/14/2016	SMETZ'S TIRE CENTER	001777	RECONCILED:12/31/2016		3,709.28
086675	W	12/14/2016	TRANSPORTATION ACCESSORIES CO	001839	RECONCILED:12/31/2016		164.87
086676	W	12/14/2016	MOHICAN YOUTH ACADEMY	001874	RECONCILED:12/31/2016		16,960.00
086677	W	12/14/2016	TRI COUNTY E S C	001879	RECONCILED:12/31/2016		222,322.09



Date: 01/04/2017  
Time: 2:48 pm

LOUDONVILLE-PERRYSVILLE EX VI  
SORT BY CHECK NUMBER  
CHECK DATES BETWEEN 12/01/2016 AND 12/31/2016  
WARRANT, REFUND, MEMO CHECKS

Page: 3  
(CHEKPY)

CHECK	TYPE	DATE	VENDOR	VENDOR	STATUS/DATE	BANK CODE	CHECK AMOUNT
086678	W	12/14/2016	VILLAGE OF LOUDONVILLE	001923	RECONCILED:12/31/2016		2,038.67
086679	W	12/14/2016	VAR RESOURCES INC	001948	RECONCILED:12/31/2016		182.46
086680	W	12/14/2016	VEX ROBOTICS	001952	RECONCILED:12/31/2016		387.03
086681	W	12/14/2016	VAR RESOURCES INC	001953	RECONCILED:12/31/2016		455.32
086682	W	12/14/2016	YOUNGS SAND & GRAVEL CO	002102	RECONCILED:12/31/2016		240.33
086683	W	12/14/2016	JEFF BURTON	003004	RECONCILED:12/31/2016		57.00
086684	W	12/14/2016	MICHAEL HEALY	003039	RECONCILED:12/31/2016		97.00
086685	W	12/14/2016	TY MEYER	003056	RECONCILED:12/31/2016		100.00
086686	W	12/14/2016	DARREN GEISER	003082			40.00
086687	W	12/14/2016	BRIAN MUNSEY	003127	RECONCILED:12/31/2016		57.00
086688	W	12/14/2016	ARTHUR VARGA	003199	RECONCILED:12/31/2016		57.00
086689	W	12/14/2016	WILLIAM MUSSER	003331	RECONCILED:12/31/2016		80.00
086690	W	12/14/2016	JOHN SUPON	003332	RECONCILED:12/31/2016		57.00
086691	W	12/14/2016	KENNETH DEPRIEST	003333	RECONCILED:12/31/2016		40.00
086692	W	12/14/2016	DUANE CAMPBELL	003362	RECONCILED:12/31/2016		57.00
086693	W	12/14/2016	GREGORY APPLGATE	003672	RECONCILED:12/31/2016		60.00
086694	W	12/14/2016	RICHARD KVOCHICK	003725	RECONCILED:12/31/2016		57.00
086695	W	12/14/2016	DEVIN NYHART	004113	RECONCILED:12/31/2016		500.00
086696	W	12/14/2016	CATHERINE PUSTER	005016	RECONCILED:12/31/2016		752.00
086697	W	12/14/2016	AMERICAN HEART ASSOCIATION	010277	RECONCILED:12/31/2016		243.50
086698	W	12/14/2016	ADVANCE AUTO PARTS	010282	RECONCILED:12/31/2016		27.87
086699	W	12/14/2016	MICHELLE BASH DBA BASH DESIGNS	010327			532.00
086700	W	12/14/2016	CARDINAL BUS SALES & SERVICE	010436	RECONCILED:12/31/2016		531.79
086701	W	12/14/2016	CHARTWELLS COMPASS GROUP USA	010467	RECONCILED:12/31/2016		28,920.28
086702	W	12/14/2016	COLUMBIANA HIGH SCHOOL	010492	RECONCILED:12/31/2016		225.00
086703	W	12/14/2016	HAMPTON INN & SUITES DAYTON	010947	RECONCILED:12/31/2016		80.00
086704	W	12/14/2016	OSBA LEGAL ASSISTANCE FUND	014036	RECONCILED:12/31/2016		250.00
086705	W	12/14/2016	NEWS 2 YOU	014057	RECONCILED:12/31/2016		169.00
086706	W	12/14/2016	SHOP WITH A COP ASHLAND POLICE DEPT	017025	RECONCILED:12/31/2016		325.00
086707	W	12/14/2016	SIGN DESIGN WOOSTER INC	017110	RECONCILED:12/31/2016		228.00
086708	W	12/21/2016	JIM GALE	000029	RECONCILED:12/31/2016		40.50
086709	W	12/21/2016	CORY KNOBLE	000049	RECONCILED:12/31/2016		59.00
086710	W	12/21/2016	JOHN MILLER	000066	RECONCILED:12/31/2016		43.20
086711	W	12/21/2016	CHRIS PERETTI	000073	RECONCILED:12/31/2016		100.05
086712	W	12/21/2016	BEVERLY BILGER	000181	RECONCILED:12/31/2016		131.76
086713	W	12/21/2016	AMERICAN CANCER SOCIETY OHIO DIVISION	000264			25.00
086714	W	12/21/2016	ACTION ACCESSORIES	000299			34.50
086715	W	12/21/2016	CLEVELAND SIGHT CENTER ATTN: SYLVIA SNYDER	000485	RECONCILED:12/31/2016		384.00
086716	W	12/21/2016	CAL HANS FORD-MERCURY INC	000489	RECONCILED:12/31/2016		448.66
086717	W	12/21/2016	DOVER HIGH SCHOOL ATHLETIC DEPT	000566			75.00
086718	W	12/21/2016	DOMINION EAST OHIO	000600	RECONCILED:12/31/2016		1,697.33
086719	W	12/21/2016	EJ THERAPY SERVICES	000618	RECONCILED:12/31/2016		6,530.25
086720	W	12/21/2016	EMC PUBLISHING ATTN: CUSTOMER SERVICE	000649	RECONCILED:12/31/2016		122.82
086721	W	12/21/2016	FRIENDLY WHOLESAL	000738	RECONCILED:12/31/2016		746.30
086722	W	12/21/2016	FOLLETT SCHOOL SOLUTIONS INC	000748	RECONCILED:12/31/2016		791.03

Date: 01/04/2017  
Time: 2:48 pm

LOUDONVILLE-PERRYSVILLE EX VI  
SORT BY CHECK NUMBER  
CHECK DATES BETWEEN 12/01/2016 AND 12/31/2016  
WARRANT, REFUND, MEMO CHECKS

Page: 4  
(CHEKPY)

CHECK	TYPE	DATE	VENDOR	VENDOR	STATUS/DATE	BANK CODE	CHECK AMOUNT
086723	W	12/21/2016	G & L SUPPLY CO	000862	RECONCILED:12/31/2016		1,073.25
086724	W	12/21/2016	GRAINGER	000897	RECONCILED:12/31/2016		92.88
086725	W	12/21/2016	HACKWORTH ELECTRIC MOTORS INC	000900			531.14
086726	W	12/21/2016	HILLSDALE LOCAL SCHOOL DIST.	000919			4,250.00
086727	W	12/21/2016	HARRIS SEEDS	000925	RECONCILED:12/31/2016		238.28
086728	W	12/21/2016	QWEST- LCI CUSTOMER SERVICE	001227			88.62
086729	W	12/21/2016	LAKESHORE LEARNING MATERIALS	001233	RECONCILED:12/31/2016		121.84
086730	W	12/21/2016	MT BUSINESS TECHNOLOGIES INC 1150 NAT'L PKWY	001311	RECONCILED:12/31/2016		45.11
086731	W	12/21/2016	MC CLINTOCK ELECTRIC	001312	RECONCILED:12/31/2016		140.00
086732	W	12/21/2016	MT VERNON HIGH SCHOOL ATHLETIC DEPT	001366			70.00
086733	W	12/21/2016	OHIO EDISON COMPANY	001411	RECONCILED:12/31/2016		6,897.15
086734	W	12/21/2016	OHIO SCHOOL BOARDS ASSOC	001413	RECONCILED:12/31/2016		250.00
086735	W	12/21/2016	NEFF COMPANY	001429	RECONCILED:12/31/2016		106.43
086736	W	12/21/2016	RIVER EDUCATION SERVICES INC LEAP PROGRAM	001618			2,210.00
086737	W	12/21/2016	RACHEL WIXEY & ASSOCIATES	001673	RECONCILED:12/31/2016		6,799.75
086738	W	12/21/2016	STANDARD PLUMBING & HEATING	001740	RECONCILED:12/31/2016		6,541.00
086739	W	12/21/2016	VERIZON WIRELESS	001974	RECONCILED:12/31/2016		79.34
086740	W	12/21/2016	MICHAEL HEALY	003039	RECONCILED:12/31/2016		100.00
086741	W	12/21/2016	PATRICK MULHERIN	003078			57.00
086742	W	12/21/2016	DARREN GEISER	003082			40.00
086743	W	12/21/2016	SAMUEL CARMONY	003107	RECONCILED:12/31/2016		225.00
086744	W	12/21/2016	TYLER SCOTT	003123			200.00
086745	W	12/21/2016	JOHN SUPON	003332	RECONCILED:12/31/2016		57.00
086746	W	12/21/2016	GARY SMITH	003619	RECONCILED:12/31/2016		57.00
086747	W	12/21/2016	GREGORY APPLGATE	003672	RECONCILED:12/31/2016		60.00
086748	W	12/21/2016	TERRY FOORE	003719	RECONCILED:12/31/2016		200.00
086749	W	12/21/2016	TODD HOLLETT	003789	RECONCILED:12/31/2016		200.00
086750	W	12/21/2016	KAY KICK	004485	RECONCILED:12/31/2016		75.00
086751	W	12/21/2016	CINDY PRIBBLE	004611	RECONCILED:12/31/2016		125.00
086752	W	12/21/2016	LISA GONZALEZ	005096	RECONCILED:12/31/2016		71.28
086753	W	12/21/2016	ALICE TRAINING INSTITUTE LLC	010200	RECONCILED:12/31/2016		295.00
086754	W	12/21/2016	ASCD	010206	RECONCILED:12/31/2016		239.00
086755	W	12/21/2016	CINTAS CORPORATION	010433	RECONCILED:12/31/2016		129.80
086756	W	12/21/2016	COVER ONE	010447			1,327.50
086757	W	12/21/2016	MOVING MINDS	013093	RECONCILED:12/31/2016		245.52
086758	W	12/21/2016	NEOLA, INC CORPORATE OFFICE	014108			1,274.75
086759	W	12/21/2016	SWIMOUTLET.COM ATTN: ACCOUNTS PAYABLE	017017			365.99
086760	W	12/28/2016	ASHLAND PUBLISHING COMPANY	000225			29.07
086761	W	12/28/2016	FOLLETT SCHOOL SOLUTIONS INC	000748			289.87
086762	W	12/28/2016	JUNIOR LIBRARY GUILD	001075			449.80
086763	W	12/28/2016	OHIO EDISON COMPANY	001411			489.17
086764	W	12/28/2016	NEOBKA	001430			20.00
086765	W	12/28/2016	PERRY CORPORATION	001593			298.06
086766	W	12/28/2016	RUMPKE CONSOLIDATED CO	001608			1,159.96
086767	W	12/28/2016	RACHEL WIXEY & ASSOCIATES	001673			9,931.15
086768	W	12/28/2016	FRONTIER	001976			452.54

Date: 01/04/2017  
 Time: 2:48 pm

LOUDONVILLE-PERRYSVILLE EX VI  
 SORT BY CHECK NUMBER  
 CHECK DATES BETWEEN 12/01/2016 AND 12/31/2016  
 WARRANT, REFUND, MEMO CHECKS

Page: 5  
 (CHEKPY)

CHECK	TYPE	DATE	VENDOR	VENDOR	STATUS/DATE	BANK CODE	CHECK AMOUNT
086769	W	12/28/2016	JEFF BURTON	003004			60.00
086770	W	12/28/2016	CHARLES SCOTT	003052			57.00
086771	W	12/28/2016	RICHARD KNIGHT	003110			60.00
086772	W	12/28/2016	WILLIAM MUSSER	003331			60.00
086773	W	12/28/2016	JEFFERY ALLISON	003609			57.00
086774	W	12/28/2016	GREGORY APPELGATE	003672			60.00
086775	W	12/28/2016	RICHARD KVOCHICK	003725			57.00
086776	W	12/28/2016	COLETON HEFFELFINGER	004089			500.00
086777	W	12/28/2016	MADISON HAGGERTY	004523			500.00
			OHIO WESLEYAN UNIVERSITY				
086778	W	12/28/2016	BRONSON MOSHER	004622			500.00
086779	W	12/28/2016	KATHLEEN STITZLEIN	005083			59.00
086780	W	12/28/2016	TEXAS LIFE INSURANCE	001873			15.60
086781	W	12/28/2016	SCHOOL EMPLOYEES RET. SYSTEM	009046			806.80
086782	W	12/28/2016	AMERICAN FIDELITY - LIFE - BD	009060			131.39
086783	W	12/28/2016	AMERICAN FIDELITY - CRITICAL	009063			54.16
086784	W	12/28/2016	AMERICAN FIDELITY-ACCIDENT-BD	009095			158.32
086785	W	12/28/2016	AMERICAN FIDELITY-DISABILITY	009096			708.18
086786	W	12/28/2016	AMERICAN FIDELITY-CANCER-BD.	009099			324.18
086787	W	12/28/2016	METROPOLITAN EDUCATIONAL	013007			590.60
			COUNCIL				
905534	M	12/06/2016	STAR2STAR COMMUNICATIONS	900037			391.03
905535	M	12/06/2016	AMAZON.COM	900041			1,579.63
905536	M	12/12/2016	S.T.R.S.	900009			4,192.53
905537	M	12/12/2016	NATIONAL CITY BANK	900027			3,593.49
905538	M	12/12/2016	BUREAU OF WORKER'S COMP	900036			28,452.00
905539	M	12/15/2016	OHIO DEPT OF EDUCATION	900005			34,492.45
905542	M	12/27/2016	S.T.R.S.	900009			4,160.61
905543	M	12/27/2016	NATIONAL CITY BANK	900027			3,904.13
905544	M	12/28/2016	L-P BOARD OF EDUCATION	900100			148,464.31
905545	M	12/28/2016	L-P BOARD OF EDUCATION	900100			6,819.95
905546	M	12/28/2016	L-P BOARD OF EDUCATION	900100			1,430.09
905547	M	12/30/2016	OHIO DEPT OF EDUCATION	900005			35,675.23
905548	M	12/31/2016	S.T.R.S.	900009			60,560.00
905549	M	12/31/2016	S.E.R.S.	900010			19,320.00
905550	M	12/31/2016	MEDICAL MUTUAL OF OHIO	900103			47,105.35
905551	M	12/31/2016	MEDICAL MUTUAL OF OHIO	900103			152,779.21
V VOIDED CHECKS			0	CHECK TOTALS		0.00	
R RECONCILED CHECKS			150	CHECK TOTALS		365,416.49	
W WARRANT CHECKS			199	CHECK TOTALS		395,689.84	
M MEMO CHECKS			16	CHECK TOTALS		552,920.01	
B REFUND CHECKS			0	CHECK TOTALS		0.00	
I INVESTMENT CHECKS			0	CHECK TOTALS		0.00	
T TRANSFER CHECKS			0	CHECK TOTALS		0.00	
D DISTRIBUTION CHECKS			0	CHECK TOTALS		0.00	
C PAYROLL CHECKS			0	CHECK TOTALS		0.00	
MISSING CHECKS			0				
** TOTAL CHECKS (LESS VOIDED)			215	** TOTAL NET		948,609.85	
*** TOTAL CHECKS WRITTEN			215	*** GRAND TOTALS		948,609.85	