

*Loudonville-Perrysville
Exempted Village School
District*



*Financial Reports for the period
ending February 29, 2016*

*Prepared by Marie Beddow,
Treasurer/CFO*

**Loudonville-Perrysville Exempted Village School District
General Account Reconciliation
February 29, 2016**

Farmers and Savings Bank (.01% Yield)	1,714,355.12
Total Demand Deposits:	1,714,355.12
Outstanding Checks:	29,656.34
Bank Balance minus Outstanding:	1,684,698.78
<hr/>	
Total Cash Fund Balance:	4,536,297.94

Investments:

STAR Ohio General Account (.44%)	788,070.69
PNC Money Market (.10)	531,816.86
National City Bank Payroll Account	500.00
Fifth Third Mutual Fund (.01%)	37,211.61
Fifth Third Securities CD Due 8/20/2018 (1.75%)	248,000.00
Fifth Third Securities CD Due 2/21/2018 (1.45%)	248,000.00
Fifth Third Securities CD Due 8/20/2018 (1.75%)	248,000.00
Fifth Third Securities CD Due 10/17/2017 (1.50%)	250,000.00
Fifth Third Securities CD Due 2/5/2018 (1.30%)	250,000.00
Fifth Third Securities CD Due 10/17/2016 (1.00%)	250,000.00
Total Investments:	2,851,599.16

Total Adjustments:		0.00
---------------------------	--	------

Subtotal:		1,684,698.78
------------------	--	---------------------

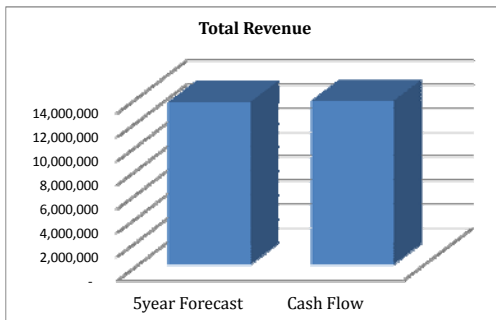
DIFFERENCE:	0.00
--------------------	-------------

Prepared:		
	Initials	Date
Reviewed:		
	Initials	Date

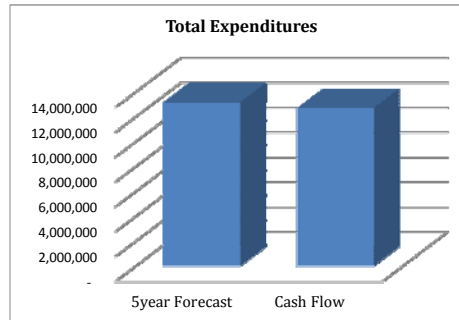
Five Year Forecast Comparison to Actual Cash Flow

	Difference	Proj. from Current 5year Forecast 2016	Proj. from Actual/Est. Cash Flow 2016	FYTD Actual Through Month Of: July - February	Estimated for Remaining Months
Revenue:					
1.010 - General Property Tax (Real Estate)	3,189	4,061,263	4,064,452	2,651,528	1,412,924
1.020 - Public Utility Personal Property	1,248	833,329	834,577	409,834	424,743
1.030 - Income Tax	27,469	1,747,747	1,775,216	1,351,231	423,985
1.035 - Unrestricted Grants-in-Aid	56,612	5,357,602	5,414,214	3,541,023	1,873,191
1.040 - 1.045 - Restricted Grants-in-Aid	(1,706)	213,810	212,104	131,413	80,691
1.050 - Property Tax Allocation	100	687,389	687,489	344,159	343,330
1.060 - All Other Operating Revenues	24,643	590,857	615,500	367,206	248,294
1.070 - Total Revenue	111,556	13,491,996	13,603,552	8,796,394	4,807,158
Other Financing Sources:					
2.070 - Total Other Financing Sources	245	80,569	80,814	77,238	3,576
2.080 - Total Revenues and Other Financing Sources	111,801	13,572,565	13,684,366	8,873,632	4,810,734
Expenditures:					
3.010 - Personnel Services	(46,896)	6,231,316	6,184,420	3,937,971	2,246,449
3.020 - Employees' Retirement/Insurance Benefits	(54,102)	3,073,130	3,019,028	1,915,646	1,103,382
3.030 - Purchased Services	(223,175)	2,409,696	2,186,521	1,430,338	756,183
3.040 - Supplies and Materials	(94,899)	598,905	504,006	303,004	201,002
3.050 - Capital Outlay	(39,980)	557,081	517,101	478,129	38,972
3.060 - 4.060 - Intergovernmental, Debt & Interest	-	111,805	111,805	94,786	17,019
4.300 - Other Objects	(17,817)	176,700	158,883	78,277	80,606
4.500 - Total Expenditures	(476,869)	13,158,633	12,681,764	8,238,151	4,443,613
Other Financing Uses:					
5.040 - Total Other Financing Uses	-	1,000	1,000	-	1,000
5.050 - Total Expenditures and Other Financing Uses	(476,869)	13,159,633	12,682,764	8,238,151	4,444,613
Excess of Rev & Other Financing Uses Over (Under)					
6.010 - Expenditures and Other Financing Uses	588,670	412,932	1,001,602	635,481	366,121
7.010 - Cash Balance July 1	(11)	3,237,904	3,237,893		
7.020 - Cash Balance June 30	588,659	3,650,836	4,239,495		

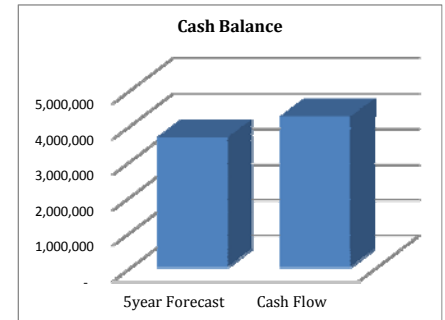
Projected Differences from 5year Forecast Actuals/Estimates as compared to Cash Flow Actual/Estimates



Dollar Variance: 111,801
Percent Variance: 0.82%



Dollar Variance: (476,869)
Percent Variance: -3.62%



Dollar Variance: 588,659
Percent Variance: 16.12%

**LOUDONVILLE-PERRYSVILLE EXEMPTED VILLAGE SCHOOL DISTRICT
GENERAL FUND TWO-YEAR COMPARISON
February 29, 2016**

This is the % change as of 2.29.16 comparing Actual FY2015 to Actual FY2016

	FY2015		FY2016			
	ACTUAL ANNUAL	FYTD ACTUAL FEB.	PROJECTED ANNUAL *	% Diff. ANNUAL *	FYTD ACTUAL FEB.	% Diff. FEB.
REVENUES						
General Property (Real Estate)	4,066,887	2,607,048	4,061,263	-0.14%	2,651,528	1.71%
Tangible Personal Property Tax	843,906	421,960	833,329	-1.25%	409,834	-2.87%
Income Tax	1,713,477	1,288,272	1,747,747	2.00%	1,351,231	4.89%
Unrestricted Grants-in-Aid	4,890,690	3,455,146	5,357,602	9.55%	3,541,023	2.49%
Restricted Grants-in-Aid **	236,201	123,757	213,810	-9.48%	131,413	6.19%
Property Tax Allocation (Homestead/Rollback)	692,057	359,925	687,389	-0.67%	344,159	-4.38%
All Other Operating Revenue	855,096	518,945	590,857	-30.90%	367,206	-29.24%
Total Revenue	13,298,314	8,775,053	13,491,997	1.46%	8,796,394	0.24%
OTHER FINANCING SOURCES						
Operating Transfers-In		-				
Advances-In	-	-	74,569	N/A	74,569	N/A
All Other Financial Sources	57,107	33,735	6,000	-89.49%	2,669	-92.09%
Total Other Financing Sources	57,107	33,735	80,569	41.08%	77,238	N/A
Total Revenues and Other Financing Sources	13,355,421	8,808,788	13,572,566	1.63%	8,873,632	0.74%
EXPENDITURES						
Personal Services	6,413,949	4,283,920	6,231,316	-2.85%	3,937,971	-8.08%
Employees' Retirement/Insurance Benefits	2,846,728	1,892,135	3,073,130	7.95%	1,915,646	1.24%
Purchased Services	2,245,100	1,532,993	2,391,696	6.53%	1,430,338	-6.70%
Supplies and Materials	415,373	273,821	598,905	44.18%	303,004	10.66%
Capital Outlay ₂	289,323	240,457	518,402	79.18%	478,129	98.84%
Other Objects	306,929	190,630	288,505	-6.00%	173,063	-9.22%
Total Expenditures	12,517,402	8,413,956	13,101,954	4.67%	8,238,151	-2.09%
OTHER FINANCING USES						
Operational Transfers - Out		-				
Advances - Out	74,569	-	1,000	-98.66%	-	0.00%
All Other Financing Uses	-	-	-		-	0.00%
Total Other Financing Uses	74,569	-	1,000	-98.66%	-	0.00%
Total Expenditures and Other Financing Uses	12,591,971	8,413,956	13,102,954	4.06%	8,238,151	-2.09%
Excess Rev. & Other Fin. Sources Over (Under) Exp.	763,450	394,832	469,612	-38.49%	635,481	60.95%
Beginning Cash Balance	2,474,456	2,474,456	3,237,906	30.85%	3,237,908	30.85%
Ending Cash Balance	\$ 3,237,906	\$ 2,869,288	\$ 3,707,518	14.50%	\$ 3,873,389	34.99%
Outstanding Encumbrances	87,162	632,790	-	-100.00%	805,937	27.36%
Ending Unencumbered Cash Balance	\$ 3,150,744	\$ 2,236,498	\$ 3,707,518	17.67%	\$ 3,067,452	37.15%

Date: 03/01/2016
 Time: 1:47 pm

LOUDONVILLE-PERRYSVILLE EX VI
 Financial Report by Fund/Fund/SCC

Page: 1
 (FINSUM)

Fund #	Fund Description	FYTD Receipts	MTD Expenditures	FYTD Expenditures	Current Fund Balance	Current Encumbrances	Unencumbered Fund Balance	Bank Code
001 0000	GENERAL							
	3,201,158.06	1,517,855.93	8,528,629.27	846,262.94	7,969,612.22	3,760,175.11	712,360.59	3,047,814.52
001 9992	CAPITAL/MAINTENANCE - SET-ASIDE							
	36,750.00	0.00	345,000.00	4,206.07	268,539.94	113,210.06	93,576.06	19,634.00
	TOTAL FOR Fund 001 - GENERAL:							
	3,237,908.06	1,517,855.93	8,873,629.27	850,469.01	8,238,152.16	3,873,385.17	805,936.65	3,067,448.52
003 0000	PERMANENT IMPROVEMENT							
	100,378.62	5,374.41	115,624.88	90.90	143,857.92	72,145.58	7,472.00	64,673.58
	TOTAL FOR Fund 003 - PERMANENT IMPROVEMENT:							
	100,378.62	5,374.41	115,624.88	90.90	143,857.92	72,145.58	7,472.00	64,673.58
006 0000	FOOD SERVICES							
	6,160.41	43,960.64	232,371.12	65,997.25	303,245.07	64,713.54-	118,164.55	182,878.09-
	TOTAL FOR Fund 006 - FOOD SERVICE:							
	6,160.41	43,960.64	232,371.12	65,997.25	303,245.07	64,713.54-	118,164.55	182,878.09-
007 9001	YOUNG TRUST							
	6,501.65	0.00	0.00	0.00	775.00	5,726.65	0.00	5,726.65
007 9002	HUGO H. & MABEL B. YOUNG O/S CITIZEN SCHOLAR.							
	12,000.00	0.00	0.00	750.00-	11,250.00	750.00	0.00	750.00
007 9004	MILESTONE BENEFITS - STUDENT SCHOLARSHIP FUND							
	2,000.00	0.00	0.00	0.00	1,000.00	1,000.00	1,000.00	0.00
007 9007	HEATHER DERRENBERGER SCHOLARSHIP-LONG LAKE, IN							
	1,000.00	0.00	0.00	0.00	0.00	1,000.00	500.00	500.00
007 9008	YEAGER SCHOLARSHIP - SPECIAL TRUST							
	1,000.00	0.00	0.00	0.00	0.00	1,000.00	0.00	1,000.00
007 9010	PEPSI SCHOLARSHIP							
	3,314.00	0.00	0.00	0.00	0.00	3,314.00	2,500.00	814.00
007 9014	FRATERNAL ORDER OF EAGLES SCHOLARSHIP							
	6,000.00	0.00	0.00	0.00	750.00	5,250.00	4,250.00	1,000.00
007 9015	MEDICAL MUTUAL SCHOLARSHIP							
	1,000.00	0.00	0.00	0.00	1,000.00	0.00	0.00	0.00
007 9813	C.E. BUDD TEACHER'S LOUNGE							
	214.69	0.00	186.61	0.00	0.00	401.30	0.00	401.30

*** NOTE!! ONLY ACTIVE ACCOUNTS HAVE BEEN SELECTED, TOTALS MAY EXCLUDE AMOUNTS THAT ARE RELATED TO INACTIVE ACCOUNTS.

Date: 03/01/2016
 Time: 1:47 pm

LOUDONVILLE-PERRYSVILLE EX VI
 Financial Report by Fund/Fund/SCC

Page: 2
 (FINSUM)

Fund #	Fund Description	FYTD Receipts	MTD Expenditures	FYTD Expenditures	Current Fund Balance	Current Encumbrances	Unencumbered Fund Balance	Bank Code
007 9814	TEACHERS STUDY LOUNGE-HIGH SCHOOL							
	1,418.00	0.00	132.80	24.69	206.34	1,344.46	1,243.66	100.80
007 9815	PJHS FACULTY LOUNGE FUND							
	228.54	0.00	0.00	0.00	0.00	228.54	0.00	228.54
007 9816	UNCLAIMED FUNDS (STALE-DATED CHECKS)							
	3,492.58	0.00	0.00	0.00	0.00	3,492.58	0.00	3,492.58
	TOTAL FOR Fund 007 - SPECIAL TRUST:							
	38,169.46	0.00	319.41	725.31-	14,981.34	23,507.53	9,493.66	14,013.87
009 0000	UNIFORM SUPPLIES							
	0.00	102.35	635.55	0.00	2,257.72	1,622.17-	0.00	1,622.17-
	TOTAL FOR Fund 009 - UNIFORM SCHOOL SUPPLIES:							
	0.00	102.35	635.55	0.00	2,257.72	1,622.17-	0.00	1,622.17-
014 9021	MOHICAN YOUTH ACADEMY							
	313.39	25,217.40	481,367.47	61,819.50	584,848.68	103,167.82-	325,571.17	428,738.99-
	TOTAL FOR Fund 014 - ROTARY-INTERNAL SERVICES:							
	313.39	25,217.40	481,367.47	61,819.50	584,848.68	103,167.82-	325,571.17	428,738.99-
018 9801	PUBLIC SCHOOL SUPPORT FUND-PERRYSVILLE							
	9,681.86	190.00	1,377.25	28.52	3,391.16	7,667.95	2,810.59	4,857.36
018 9802	PUBLIC SCHOOL SUPPORT FUND-MCMULLEN							
	13,526.29	1,429.99	3,474.09	0.00	4,277.84	12,722.54	9,529.76	3,192.78
018 9803	PUBLIC SCHOOL SUPPORT FUND-BUDD							
	1,669.02	459.54	2,174.52	0.00	159.00-	4,002.54	143.07	3,859.47
018 9804	PUBLIC SCHOOL SUPPORT FUND-HIGH SCHOOL							
	7,183.86	2,322.66	4,265.92	1,748.89	3,051.34	8,398.44	1,426.27	6,972.17
	TOTAL FOR Fund 018 - PUBLIC SCHOOL SUPPORT:							
	32,061.03	4,402.19	11,291.78	1,777.41	10,561.34	32,791.47	13,909.69	18,881.78
019 9203	FIRST PRESBYTERIAN CHURCH: SCHOOL SUPPLIES							
	1,237.20	0.00	600.00	0.00	0.00	1,837.20	0.00	1,837.20
019 9401	HUGO & MABEL YOUNG FOUNDATION: IB SCHOOL FEES							
	2,400.00	0.00	0.00	0.00	0.00	2,400.00	0.00	2,400.00
019 9506	ARCHERY GRANT: FISHER							
	500.00	0.00	2,500.00	0.00	3,000.00	0.00	0.00	0.00

*** NOTE!! ONLY ACTIVE ACCOUNTS HAVE BEEN SELECTED, TOTALS MAY EXCLUDE AMOUNTS THAT ARE RELATED TO INACTIVE ACCOUNTS.

Fund #	Fund Description	FYTD Receipts	MTD Expenditures	FYTD Expenditures	Current Fund Balance	Current Encumbrances	Unencumbered Fund Balance	Bank Code
019 9507	CHANBER OF COMMERCE: STUDENT NEEDS	150.00	0.00	0.00	150.00	0.00	150.00	
019 9508	MOHICAN AREA COMMUNITY FUND: EXTRA CURRICULAR	838.00	0.00	1,500.00	0.00	0.00	2,338.00	
019 9509	YOUNG FOUNDATION GRANT: ROBOTICS LAB	4,051.89	0.00	0.00	311.39	3,862.23	189.66	194.00
019 9601	ACCF GRANT: STONER, C.E. BUDD	0.00	0.00	2,500.00	0.00	2,500.00	0.00	0.00
019 9602	ACCF GRANT: ASHBY LHS	0.00	0.00	2,015.00	0.00	0.00	2,015.00	0.00
019 9603	BELIEVE IN OHIO: YOUNGEN	0.00	0.00	800.00	0.00	0.00	800.00	0.00
019 9604	FIRST ENERGY GRANT: GRIBBLE	0.00	0.00	1,000.00	0.00	0.00	1,000.00	997.40
019 9605	KNIGHTS OF COLUMBUS: COATS FOR KIDS LHS	0.00	0.00	500.00	0.00	264.17	235.83	235.83
019 9702	L-P ENDOWMENT FUND	0.00	0.00	8,681.00	0.00	1,000.00	7,681.00	0.00
019 9714	CHILDREN'S HUNGER ALLIANCE FY08	826.28	0.00	0.00	0.00	273.04	553.24	0.00
	TOTAL FOR Fund 019 - OTHER GRANT:	10,003.37	0.00	20,096.00	311.39	10,899.44	19,199.93	1,427.23
022 9501	OHSAA TOURNAMENT GAME	0.00	0.00	1,358.00	0.00	1,279.65	78.35	60.00
	TOTAL FOR Fund 022 - DISTRICT AGENCY:	0.00	0.00	1,358.00	0.00	1,279.65	78.35	60.00
024 0000	EMPLOYEE HEALTH BENEFITS - SELF-INSURANCE	693,540.12	188,158.98	1,375,303.17	131,583.71	1,373,918.49	694,924.80	2,519.25
	TOTAL FOR Fund 024 - EMPLOYEE BENEFITS SELF INS.:	693,540.12	188,158.98	1,375,303.17	131,583.71	1,373,918.49	694,924.80	2,519.25
031 0000	UNDERGROUND STORAGE TANK FUND (BUSTR)	11,000.00	0.00	0.00	0.00	0.00	11,000.00	0.00

*** NOTE!! ONLY ACTIVE ACCOUNTS HAVE BEEN SELECTED, TOTALS MAY EXCLUDE AMOUNTS THAT ARE RELATED TO INACTIVE ACCOUNTS.

Date: 03/01/2016
 Time: 1:47 pm

LOUDONVILLE-PERRYSVILLE EX VI
 Financial Report by Fund/Fund/SCC

Page: 4
 (FINSUM)

Fund #	Fund Description	FYTD Receipts	MTD Expenditures	FYTD Expenditures	Current Fund Balance	Current Encumbrances	Unencumbered Fund Balance	Bank Code
	TOTAL FOR Fund 031 - UNDERGROUND STORAGE TANK FUND							
	11,000.00	0.00	0.00	0.00	11,000.00	0.00	11,000.00	
200 921A	FOREIGN LANGUAGE CLUB							
	423.99	0.00	0.00	0.00	423.99	0.00	423.99	
200 932A	F.C.C.L.A. (F.H.A.)							
	3,026.97	0.00	0.00	500.00-	3,526.97	0.00	3,526.97	
200 933A	F.F.A.							
	493.58	1,602.50	8,595.65	30.00	7,166.49	1,922.74	14,311.35	12,388.61-
200 943A	DANCE TEAM							
	54.22	0.00	470.00	0.00	265.17	259.05	0.00	259.05
200 961A	STUDENT COUNCIL							
	200.16	380.00	1,300.15	268.00	1,155.32	344.99	20.00	324.99
200 961B	JR. HIGH STUDENT COUNCIL-PERRYSVILLE							
	306.04	0.00	406.00	0.00	316.81	395.23	0.00	395.23
200 962A	ACADEMIC CHALLENGE							
	12.00	0.00	400.00	40.00	387.68	24.32	0.00	24.32
200 965A	T.I. (TEEN INSTITUTE)							
	82.02	0.00	0.00	0.00	0.00	82.02	0.00	82.02
200 966A	COUNCIL FOR EXCEPTIONAL CHILDREN-C.E.C. CLUB							
	368.00	0.00	4,315.00	0.00	3,451.50	1,231.50	0.00	1,231.50
200 967I	CLASS OF 2014							
	1,052.13	0.00	0.00	0.00	0.00	1,052.13	1,052.13	0.00
200 967J	CLASS OF 2015							
	2,447.58	0.00	0.00	0.00	2,447.58	0.00	0.00	0.00
200 967K	CLASS OF 2016							
	852.00	56.00	189.00	0.00	0.00	1,041.00	1,888.25	847.25-
200 967L	CLASS OF 2017							
	721.00	35.00	210.00	0.00	0.00	931.00	0.00	931.00
200 967M	CLASS OF 2018							
	266.60	21.00	217.00	0.00	0.00	483.60	0.00	483.60
200 967N	CLASS OF 2019							
	0.00	49.00	210.00	0.00	0.00	210.00	0.00	210.00

*** NOTE!! ONLY ACTIVE ACCOUNTS HAVE BEEN SELECTED, TOTALS MAY EXCLUDE AMOUNTS THAT ARE RELATED TO INACTIVE ACCOUNTS.

Date: 03/01/2016
 Time: 1:47 pm

LOUDONVILLE-PERRYSVILLE EX VI
 Financial Report by Fund/Fund/SCC

Fund #	Fund Description	FYTD Receipts	MTD Expenditures	FYTD Expenditures	Current Fund Balance	Current Encumbrances	Unencumbered Fund Balance	Bank Code
200 969A	REDBIRD							
	268.66	73.00	32.50	32.50	309.16	267.50	41.66	
200 971A	HONOR SOCIETY							
	584.69	0.00	140.00	1,334.33	875.36	50.00	825.36	
200 973A	LEO CLUB							
	1,210.63	0.00	0.00	1,928.13	1,082.48	0.00	1,082.48	
200 974A	SKI CLUB							
	464.50	0.00	0.00	0.00	464.50	0.00	464.50	
200 975A	JOB SKILLS GROUP LHS							
	1,370.59	400.00	243.28	894.57	1,178.70	169.79	1,008.91	
200 976A	LHS PROM FUND							
	910.52	167.00	0.00	1,428.47	84.50	1,275.00	1,190.50-	
	TOTAL FOR Fund 200 - STUDENT MANAGED ACTIVITY:							
	15,115.88	2,783.50	753.78	20,308.55	15,923.24	19,034.02	3,110.78-	
300 913A	DRAMA CLUB							
	4,317.34	0.00	0.00	401.64	5,965.70	0.00	5,965.70	
300 940A	MUSIC DEPARTMENT							
	8,555.87	0.00	485.47	558.72	8,107.15	2,426.75	5,680.40	
300 950A	ATHLETIC FUND - HIGH SCHOOL							
	14,507.59	9,202.00	8,311.42	92,726.75	2,236.67	32,021.89	29,785.22-	
300 950B	ATHLETIC FUND - PERRYSVILLE JUNIOR HIGH							
	10,921.13	0.00	596.34	15,367.19	7,098.94	3,703.17	3,395.77	
300 968A	YEARBOOK FUND HIGH SCHOOL							
	126.36	0.00	0.00	739.20	749.16	0.00	749.16	
	TOTAL FOR Fund 300 - DISTRICT MANAGED ACTIVITY:							
	38,428.29	9,202.00	9,393.23	109,793.50	24,157.62	38,151.81	13,994.19-	
451 9116	ONENET PUBLIC COMMUNICATIONS SUBSIDY - FY16							
	0.00	0.00	0.00	0.00	3,600.00	0.00	3,600.00	
	TOTAL FOR Fund 451 - DATA COMMUNICATION FUND:							
	0.00	0.00	0.00	0.00	3,600.00	0.00	3,600.00	
461 9115	HSTW GRANT FY2015							
	2,907.35	0.00	0.00	2,907.35	0.00	0.00	0.00	

*** NOTE!! ONLY ACTIVE ACCOUNTS HAVE BEEN SELECTED, TOTALS MAY EXCLUDE AMOUNTS THAT ARE RELATED TO INACTIVE ACCOUNTS.

Fund #	Fund Description	FYTD Receipts	MTD Expenditures	FYTD Expenditures	Current Fund Balance	Current Encumbrances	Unencumbered Fund Balance	Bank Code
461	9116 HSTW GRANT FY2016	0.00	93.58	4,189.05	0.00	500.00	500.00-	
	TOTAL FOR Fund 461 - VOCATIONAL EDUC. ENHANCEMENTS	2,907.35	93.58	4,189.05	0.00	500.00	500.00-	
499	9115 PROJECT LEAD THE WAY FY15	2.59	0.00	0.00	0.00	2.59	2.59	
	TOTAL FOR Fund 499 - MISCELLANEOUS STATE GRANT FUN	2.59	0.00	0.00	0.00	2.59	2.59	
516	9115 IDEA-B SPECIAL EDUCATION FY2015	2,229.70	0.00	32,599.40	0.00	0.00	0.00	
516	9116 IDEA-B SPECIAL EDUCATION FY2016	0.00	18,816.29	103,367.64	18,816.31	0.00	18,816.31-	
	TOTAL FOR Fund 516 - IDEA PART B GRANTS:	2,229.70	18,816.29	135,967.04	18,816.31	0.00	18,816.31-	
536	9115 TITLE I SCHOOL IMPROVEMENT GRANT FY15	589.28-	0.00	2,011.04	0.00	0.00	0.00	
536	9116 TITLE I SCHOOL IMPROVEMENT GRANT FY16	0.00	1,947.71	2,149.00	1,971.38	11,879.07	13,850.45-	
	TOTAL FOR Fund 536 - TITLE I SCHOOL IMPROVEMENT A:	589.28-	1,947.71	4,160.04	1,971.38	11,879.07	13,850.45-	
572	9115 TITLE I: FY15	1,655.24	0.00	38,317.40	0.00	0.00	0.00	
572	9116 TITLE I: FY16	0.00	31,885.99	153,775.90	31,814.62-	31,146.92	62,961.54-	
572	9215 TITLE I - D MYA	1,175.81	0.00	6,949.95	0.00	0.00	0.00	
572	9216 TITLE I - D MYA FY16	0.00	7,370.60	35,628.85	7,370.60-	63,814.12	71,184.72-	
	TOTAL FOR Fund 572 - TITLE I DISADVANTAGED CHILDRE	2,831.05	39,256.59	234,672.10	39,185.22	94,961.04	134,146.26-	
590	9115 TITLE II-A: IMPROVING TEACH. QUALITY - FY15	815.39	0.00	6,377.15	0.00	0.00	0.00	

*** NOTE!! ONLY ACTIVE ACCOUNTS HAVE BEEN SELECTED, TOTALS MAY EXCLUDE AMOUNTS THAT ARE RELATED TO INACTIVE ACCOUNTS.

Date: 03/01/2016
 Time: 1:47 pm

LOUDONVILLE-PERRYSVILLE EX VI
 Financial Report by Fund/Fund/SCC

Fund #	Fund Description	FYTD Receipts	MTD Expenditures	FYTD Expenditures	Current Fund Balance	Current Encumbrances	Unencumbered Fund Balance	Bank Code
590 9116	TITLE II-A: IMPROVING TEACH. QUALITY - FY16							
	0.00	3,642.08	20,078.42	3,642.08	23,720.50	3,642.08-	0.00	3,642.08-
	TOTAL FOR Fund 590 - IMPROVING TEACHER QUALITY:							
	815.39	3,642.08	26,455.57	3,642.08	30,913.04	3,642.08-	0.00	3,642.08-
599 9115	TITLE VI-B RURAL & LOW INCOME FY15							
	1,133.12	0.00	1,133.12-	0.00	0.00	0.00	0.00	0.00
599 9116	TITLE VI-B RURAL & LOW INCOME FY16							
	0.00	93.58	2,162.59	1,299.82	3,462.41	1,299.82-	9,201.21	10,501.03-
	TOTAL FOR Fund 599 - MISCELLANEOUS FED. GRANT FUND							
	1,133.12	93.58	1,029.47	1,299.82	3,462.41	1,299.82-	9,201.21	10,501.03-
	GRAND TOTALS:							
	4,192,408.55	1,860,907.23	11,638,708.66	1,186,385.68	11,294,819.27	4,536,297.94	1,458,281.35	3,078,016.59

*** NOTE!! ONLY ACTIVE ACCOUNTS HAVE BEEN SELECTED, TOTALS MAY EXCLUDE AMOUNTS THAT ARE RELATED TO INACTIVE ACCOUNTS.

Date: 03/01/16
 Time: 1:47 pm

LOUDONVILLE-PERRYSVILLE EX VI
 Revenue Account Summary
 SORTED BY FUND-SCC

Page: 1
 (REVSUM)

Account Number FND RCPT SCC SUBJ OU	Description	FYTD Receivable	FYTD Actual Receipts	MTD Actual Receipts	YTD Actual Receipts	FYTD Balance Receivable	FYTD Percent Received
001 1111 0000 000000 000	REAL ESTATE TAX - ASHLAND COUNTY 2,864,263.00	2,864,263.00	1,619,619.09	700,000.00	680,000.00	1,244,643.91	56.55
001 1122 0000 000000 000	PERSONAL PROPERTY TAX - ASHLAND CO. 706,329.00	706,329.00	332,088.60	0.00	0.00	374,240.40	47.02
001 1130 0000 000000 000	SCHOOL DISTRICT INCOME TAX 1,747,747.00	1,747,747.00	1,351,231.02	0.00	356,300.73	396,515.98	77.31
001 1190 0000 000000 000	MOBILE HOME TAX - ASHLAND 15,000.00	15,000.00	6,984.23	0.00	0.00	8,015.77	46.56
001 1221 0000 000000 000	TUITION - RECEIVED FROM OTHER DISTRICTS 20,000.00	20,000.00	4,199.28	0.00	0.00	15,800.72	21.00
001 1223 0000 000000 000	SPECIAL EDUCATION TUITION, EXCESS COSTS 15,000.00	15,000.00	0.00	0.00	0.00	15,000.00	0.00
001 1227 0000 000000 000	OPEN ENROLLMENT - RECEIVED FROM OTHER DIST. 422,957.00	422,957.00	281,369.20	40,471.32	74,885.30	141,587.80	66.52
001 1390 0000 000000 000	TRANSPORTATION FEES 3,000.00	3,000.00	2,923.57	0.00	0.00	76.43	97.45
001 1410 0000 000000 000	INTEREST 17,000.00	17,000.00	8,407.74	326.77	587.36	8,592.26	49.46
001 1810 0000 000000 000	BUILDING & EQUIPMENTAL RENTAL 100.00	100.00	243.07	243.07	243.07	143.07	243.07
001 1933 0000 000000 000	SALE OF PROPERTY 1,000.00	1,000.00	245.00	0.00	245.00	755.00	24.50
001 3110 0000 000000 000	SCHOOL FOUNDATION PROGRAM 3,036,876.00	3,036,876.00	2,017,810.94	241,747.28	490,532.12	1,019,065.06	66.44
001 3110 0000 000000 201	SCH. FOUND-SPECIAL ED WEIGHTED AID 505,579.00	505,579.00	354,324.16	51,570.53	94,821.05	151,254.84	70.08
001 3110 0000 000000 202	SCH.FOUNDATION - K-3 LITERACY 65,631.00	65,631.00	43,551.81	5,206.51	10,684.15	22,079.19	66.36
001 3110 0000 000000 203	SCH. FOUNDATION - CAPACITY AID 189,707.00	189,707.00	127,310.60	15,707.40	31,650.72	62,396.40	67.11
001 3110 0000 000000 204	PUPIL TRANSPORTATION 438,135.00	438,135.00	251,604.67	23,474.42	50,799.02	186,530.33	57.43

*** NOTE!! ONLY ACTIVE ACCOUNTS HAVE BEEN SELECTED, TOTALS MAY EXCLUDE AMOUNTS THAT ARE RELATED TO INACTIVE ACCOUNTS. ***

Date: 03/01/16
 Time: 1:47 pm

LOUDONVILLE-PERRYSVILLE EX VI
 Revenue Account Summary
 SORTED BY FUND-SCC

Page: 2
 (REVSUM)

Account Number FND RCPT SCC SUBJ OU	Description	FYTD Receivable	FYTD Actual Receipts	MTD Actual Receipts	YTD Actual Receipts	FYTD Balance Receivable	FYTD Percent Received
001 3110 0000 000000 205	SCHOOL FOUNDATION - LEP	3,178.00	1,994.47	112.13	376.47	1,183.53	62.76
001 3110 0000 000000 206	SCH.FOUNDATION - TARGETED ASSISTANCE	831,264.00	534,389.93	63,343.41	130,615.41	296,874.07	64.29
001 3110 0000 000000 207	SPECIAL ED. TRANSPORTATION-SCHOOL FOUNDATION	18,020.00	12,109.86	1,513.74	3,099.64	5,910.14	67.20
001 3110 0000 000000 208	SCH. FOUNDATION - THIRD GRADE READING BONUS	16,099.00	0.00	0.00	0.00	16,099.00	0.00
001 3110 0000 000000 209	SCH.FOUNDATION - GIFTED SUPPLEMENT	60,836.00	40,472.74	4,938.66	10,014.86	20,363.26	66.53
001 3110 0000 000000 210	SCH. FOUNDATION - GRADUATION BONUS	14,279.00	14,916.97	14,916.97	14,916.97	637.97-	104.47
001 3110 0000 000000 211	SCHOOL FOUNDATION - PRESCHOOL	122,997.00	82,516.52	10,314.57	20,629.13	40,480.48	67.09
001 3131 0000 000000 000	10% AND 2.5% ROLLBACK	430,000.00	218,222.51	0.00	0.00	211,777.49	50.75
001 3132 0000 000000 000	HOMESTEAD EXEMPTION	169,391.05	81,937.01	0.00	0.00	87,454.04	48.37
001 3135 0000 000000 000	TPP TAX REPLACEMENT FUNDS	87,997.95	43,998.98	0.00	0.00	43,998.97	50.00
001 3190 0000 000000 000	CASINO REVENUE	55,000.00	60,021.47	0.00	28,728.15	5,021.47-	109.13
001 3211 0000 000000 000	SCH. FOUNDATION - ECONOMICALLY DISADVANTAGED	152,204.00	100,626.67	14,348.43	26,661.95	51,577.33	66.11
001 3219 0000 000000 000	SCHOOL FOUNDATION CAREER TECH & CATASTROPHIC	61,606.00	30,784.97	3,848.12	7,696.24	30,821.03	49.97
001 4220 0000 000000 000	RESTRICTED-GRANT-FEDERAL THRU STATE-CAFS-MED	30,000.00	24,544.30	3,220.52	7,557.96	5,455.70	81.81
001 5220 0000 000000 000	RETURN OF ADVANCE	74,569.46	74,569.46	0.00	0.00	0.00	100.00
001 5300 0000 000000 000	REFUND-PRIOR YEAR EXP.	5,000.00	2,423.52	0.00	0.00	2,576.48	48.47

*** NOTE!! ONLY ACTIVE ACCOUNTS HAVE BEEN SELECTED, TOTALS MAY EXCLUDE AMOUNTS THAT ARE RELATED TO INACTIVE ACCOUNTS. ***

Date: 03/01/16
 Time: 1:47 pm

LOUDONVILLE-PERRYSVILLE EX VI
 Revenue Account Summary
 SORTED BY FUND-SCC

Page: 3
 (REVSUM)

Account Number FND RCPT SCC SUBJ OU	Description	FYTD Receivable	FYTD Actual Receipts	MTD Actual Receipts	YTD Actual Receipts	FYTD Balance Receivable	FYTD Percent Received
001 1740 0001 000000 000	CLASSROOM FEES - MC MULLEN ELEMENTARY	5,200.00	4,785.00	255.00	495.00	415.00	92.02
001 1890 0001 000000 000	OTHER LOCAL SOURCES - MISC.	22,000.00	8,216.61	811.57	1,794.84	13,783.39	37.35
001 1890 0001 000000 021	OTHER LOCAL SOURCES - MYA RESIDENT DISTRICTS	20,000.00	13,893.53	752.60	3,226.24	6,106.47	69.47
001 1111 0002 000000 000	REAL ESTATE TAXES - HOLMES	584,000.00	460,884.61	213,000.00	213,000.00	123,115.39	78.92
001 1122 0002 000000 000	PERSONAL PROPERTY TAX - HOLMES	58,000.00	26,704.70	0.00	0.00	31,295.30	46.04
001 1190 0002 000000 000	MOBILE HOME TAX - HOLMES	3,500.00	1,811.86	0.00	0.00	1,688.14	51.77
001 1740 0002 000000 000	CLASSROOM FEES - BUDD ELEMENTARY	3,450.00	2,625.00	345.00	465.00	825.00	76.09
001 1111 0003 000000 000	REAL ESTATE TAXES - KNOX	150,000.00	168,544.47	90,189.34	90,189.34	18,544.47-	112.36
001 1122 0003 000000 000	PERSONAL PROPERTY TAX - KNOX	27,000.00	30,115.97	16,247.57	16,247.57	3,115.97-	111.54
001 1190 0003 000000 000	MOBILE HOME TAX - KNOX	950.00	593.30	0.00	0.00	356.70	62.45
001 1740 0003 000000 000	CLASSROOM FEES - PERRYSVILLE JR. HIGH	2,800.00	2,200.00	120.00	240.00	600.00	78.57
001 1111 0004 000000 000	REAL ESTATE TAXES - RICHLAND	138,000.00	57,480.31	0.00	0.00	80,519.69	41.65
001 1122 0004 000000 000	PERSONAL PROPERTY TAX - RICHLAND	42,000.00	20,923.94	0.00	0.00	21,076.06	49.82
001 1740 0004 000000 000	CLASSROOM FEES - HIGH SCHOOL	9,900.00	4,407.61	831.00	1,599.00	5,492.39	44.52
*****TOTAL FOR FUND-SCC 001 0000 (GENERAL):							
Ex Tr/Ad		13,172,996.00	8,454,059.81	1,517,855.93	2,368,302.29	4,718,936.19	64.18
In Tr/Ad		13,247,565.46	8,528,629.27	1,517,855.93	2,368,302.29	4,718,936.19	64.38

*** NOTE!! ONLY ACTIVE ACCOUNTS HAVE BEEN SELECTED, TOTALS MAY EXCLUDE AMOUNTS THAT ARE RELATED TO INACTIVE ACCOUNTS. ***

Date: 03/01/16
 Time: 1:47 pm

LOUDONVILLE-PERRYSVILLE EX VI
 Revenue Account Summary
 SORTED BY FUND-SCC

Page: 4
 (REVSUM)

Account Number FND RCPT SCC SUBJ OU	Description	FYTD Receivable	FYTD Actual Receipts	MTD Actual Receipts	YTD Actual Receipts	FYTD Balance Receivable	FYTD Percent Received
001 1111 9992 000000 000	REAL ESTATE TAX - ASHLAND	325,000.00	345,000.00	0.00	20,000.00	20,000.00-	106.15
*****TOTAL FOR FUND-SCC 001 9992 (CAPITAL/MAINTENANCE - SET-ASIDE):							
Ex Tr/Ad		325,000.00	345,000.00	0.00	20,000.00	20,000.00-	106.15
In Tr/Ad		325,000.00	345,000.00	0.00	20,000.00	20,000.00-	106.15
=====							
003 1111 0000 000000 000	PERMANENT IMPROVEMENT - R.E.	217,960.00	93,316.45	5,368.37	5,368.37	124,643.55	42.81
003 1122 0000 000000 000	PERMANENT IMPROVEMENT - PERSONAL PROPERTY	32,840.00	15,416.56	6.04	6.04	17,423.44	46.94
003 1190 0000 000000 000	PERMANENT IMPROVEMENT - MOBILE HOME TAX	1,100.00	550.40	0.00	0.00	549.60	50.04
003 1933 0000 000000 000	SALE OF PROPERTY	0.00	1.00	0.00	0.00	1.00-	0.00
003 3132 0000 000000 000	HOMESTEAD EXEMPTION	100.00	4,258.72	0.00	0.00	4,158.72-	0.00
003 3135 0000 000000 000	TPP FIXED RATE PAYMENT PI FUND	0.00	2,081.75	0.00	0.00	2,081.75-	0.00
*****TOTAL FOR FUND-SCC 003 0000 (PERMANENT IMPROVEMENT):							
Ex Tr/Ad		252,000.00	115,624.88	5,374.41	5,374.41	136,375.12	45.88
In Tr/Ad		252,000.00	115,624.88	5,374.41	5,374.41	136,375.12	45.88
=====							
006 1511 0000 000000 000	STUDENT - SALE OF BREAKFAST	9,275.00	3,553.60	718.05	1,294.75	5,721.40	38.31
006 1512 0000 000000 000	STUDENTS - SALE OF TYPE A LUNCHES	143,228.00	90,928.76	14,312.15	29,012.11	52,299.24	63.49
006 1513 0000 000000 000	STUDENTS - SALE OF ALA-CARTE	43,959.00	28,243.06	4,930.35	9,020.83	15,715.94	64.25
006 1514 0000 000000 000	STUDENTS - SALE OF MILK	1,650.00	1,150.50	198.50	336.00	499.50	69.73
006 1523 0000 000000 000	ADULT - SALE OF ALA CARTE	8,654.00	4,165.95	701.60	1,283.90	4,488.05	48.14

*** NOTE!! ONLY ACTIVE ACCOUNTS HAVE BEEN SELECTED, TOTALS MAY EXCLUDE AMOUNTS THAT ARE RELATED TO INACTIVE ACCOUNTS. ***

Date: 03/01/16
 Time: 1:47 pm

LOUDONVILLE-PERRYSVILLE EX VI
 Revenue Account Summary
 SORTED BY FUND-SCC

Account Number FND RCPT SCC SUBJ OU	Description	FYTD Receivable	FYTD Actual Receipts	MTD Actual Receipts	YTD Actual Receipts	FYTD Balance Receivable	FYTD Percent Received
006 1890 0000 000000 000	MISCELLANEOUS - LUNCHES -HEAD START-KNO-HO-CO	576.00	0.00	0.00	0.00	576.00	0.00
006 3213 0000 000000 000	STATE RECEIPTS	5,455.00	432.12	0.00	0.00	5,022.88	7.92
006 3219 0000 000000 000	SCHOOL BREAKFAST GRANT	173.00	0.00	0.00	0.00	173.00	0.00
006 4120 0000 000000 000	FEDERAL LUNCH REIMBURSEMENT	206,458.00	88,642.69	19,550.73	35,528.20	117,815.31	42.93
006 4139 0000 000000 000	FEDERAL BREAKFAST REIMBURSEMENT	40,354.00	15,254.44	3,549.26	6,418.00	25,099.56	37.80
006 5300 0000 000000 000	FOOD SERVICE REFND OF PRIOR YEAR EXPENDITUR	13,147.00	0.00	0.00	0.00	13,147.00	0.00
*****TOTAL FOR FUND-SCC 006 0000 (FOOD SERVICES):							
Ex Tr/Ad		472,929.00	232,371.12	43,960.64	82,893.79	240,557.88	49.13
In Tr/Ad		472,929.00	232,371.12	43,960.64	82,893.79	240,557.88	49.13
=====							
007 1890 9001 000000 000	SPECIAL TRUST - 007 YOUNG TRUST	3,000.00	0.00	0.00	0.00	3,000.00	0.00
*****TOTAL FOR FUND-SCC 007 9001 (YOUNG TRUST):							
Ex Tr/Ad		3,000.00	0.00	0.00	0.00	3,000.00	0.00
In Tr/Ad		3,000.00	0.00	0.00	0.00	3,000.00	0.00
=====							
007 1890 9002 000000 000	HUGO H. &MABLE B.YOUNG O/S CITIZEN SCHOLARSH	12,000.00	0.00	0.00	0.00	12,000.00	0.00
*****TOTAL FOR FUND-SCC 007 9002 (HUGO H. & MABEL B. YOUNG O/S CITIZEN SCHOLAR.):							
Ex Tr/Ad		12,000.00	0.00	0.00	0.00	12,000.00	0.00
In Tr/Ad		12,000.00	0.00	0.00	0.00	12,000.00	0.00
=====							
007 1890 9004 000000 000	MILESTONE BENEFITS-STUDENT SCHOLARSHIP FUND	2,000.00	0.00	0.00	0.00	2,000.00	0.00

*** NOTE!! ONLY ACTIVE ACCOUNTS HAVE BEEN SELECTED, TOTALS MAY EXCLUDE AMOUNTS THAT ARE RELATED TO INACTIVE ACCOUNTS. ***

Date: 03/01/16
 Time: 1:47 pm

LOUDONVILLE-PERRYVILLE EX VI
 Revenue Account Summary
 SORTED BY FUND-SCC

Page: 6
 (REVSUM)

Account Number FND RCPT SCC SUBJ OU	Description	FYTD Receivable	FYTD Actual Receipts	MTD Actual Receipts	YTD Actual Receipts	FYTD Balance Receivable	FYTD Percent Received
*****TOTAL FOR FUND-SCC 007 9004 (MILESTONE BENEFITS - STUDENT SCHOLARSHIP FUND):							
Ex Tr/Ad		2,000.00	0.00	0.00	0.00	2,000.00	0.00
In Tr/Ad		2,000.00	0.00	0.00	0.00	2,000.00	0.00
=====							
007 1890 9008 000000 000	YEAGER SCHOLARSHIP - SPECIAL TRUST	1,000.00	0.00	0.00	0.00	1,000.00	0.00
*****TOTAL FOR FUND-SCC 007 9008 (YEAGER SCHOLARSHIP - SPECIAL TRUST):							
Ex Tr/Ad		1,000.00	0.00	0.00	0.00	1,000.00	0.00
In Tr/Ad		1,000.00	0.00	0.00	0.00	1,000.00	0.00
=====							
007 1890 9014 000000 004	FRATERNAL ORDER OF EAGLES SCHOLARSHIP	3,000.00	0.00	0.00	0.00	3,000.00	0.00
*****TOTAL FOR FUND-SCC 007 9014 (FRATERNAL ORDER OF EAGLES SCHOLARSHIP):							
Ex Tr/Ad		3,000.00	0.00	0.00	0.00	3,000.00	0.00
In Tr/Ad		3,000.00	0.00	0.00	0.00	3,000.00	0.00
=====							
007 1890 9015 000000 004	MEDICAL MUTUAL SCHOLARSHIP PROCEEDS	500.00	0.00	0.00	0.00	500.00	0.00
*****TOTAL FOR FUND-SCC 007 9015 (MEDICAL MUTUAL SCHOLARSHIP):							
Ex Tr/Ad		500.00	0.00	0.00	0.00	500.00	0.00
In Tr/Ad		500.00	0.00	0.00	0.00	500.00	0.00
=====							
007 1890 9813 000000 002	TEACHERS STUDY LOUNGE-BUDD	300.00	186.61	0.00	0.00	113.39	62.20
*****TOTAL FOR FUND-SCC 007 9813 (C.E. BUDD TEACHER'S LOUNGE):							
Ex Tr/Ad		300.00	186.61	0.00	0.00	113.39	62.20
In Tr/Ad		300.00	186.61	0.00	0.00	113.39	62.20
=====							
007 1890 9814 000000 004	TEACHERS STUDY LOUNGE-HIGH SCHOOL	500.00	132.80	0.00	25.06	367.20	26.56

*** NOTE!! ONLY ACTIVE ACCOUNTS HAVE BEEN SELECTED, TOTALS MAY EXCLUDE AMOUNTS THAT ARE RELATED TO INACTIVE ACCOUNTS. ***

LOUDONVILLE-PERRYSVILLE EX VI
 Revenue Account Summary
 SORTED BY FUND-SCC

Account Number FND RCPT SCC SUBJ OU	Description	FYTD Receivable	FYTD Actual Receipts	MTD Actual Receipts	YTD Actual Receipts	FYTD Balance Receivable	FYTD Percent Received
*****TOTAL FOR FUND-SCC 007 9814 (TEACHERS STUDY LOUNGE-HIGH SCHOOL):							
Ex Tr/Ad		500.00	132.80	0.00	25.06	367.20	26.56
In Tr/Ad		500.00	132.80	0.00	25.06	367.20	26.56
=====							
009 1710 0000 000000 000	SALE OF SUPPLIES	4,000.00	635.55	102.35	339.45	3,364.45	15.89
*****TOTAL FOR FUND-SCC 009 0000 (UNIFORM SUPPLIES):							
Ex Tr/Ad		4,000.00	635.55	102.35	339.45	3,364.45	15.89
In Tr/Ad		4,000.00	635.55	102.35	339.45	3,364.45	15.89
=====							
014 1229 9021 000000 021	MYA TUITION	938,000.00	481,367.47	25,217.40	108,101.76	456,632.53	51.32
*****TOTAL FOR FUND-SCC 014 9021 (MOHICAN YOUTH ACADEMY):							
Ex Tr/Ad		938,000.00	481,367.47	25,217.40	108,101.76	456,632.53	51.32
In Tr/Ad		938,000.00	481,367.47	25,217.40	108,101.76	456,632.53	51.32
=====							
018 1626 9801 000000 003	ADMISSIONS-PERRYSVILLE	500.00	1,377.25	190.00	104.00-	877.25-	275.45
*****TOTAL FOR FUND-SCC 018 9801 (PUBLIC SCHOOL SUPPORT FUND-PERRYSVILLE):							
Ex Tr/Ad		500.00	1,377.25	190.00	104.00-	877.25-	275.45
In Tr/Ad		500.00	1,377.25	190.00	104.00-	877.25-	275.45
=====							
018 1626 9802 000000 001	ADMISSIONS-MCMULLEN	4,600.00	3,474.09	1,429.99	2,462.17	1,125.91	75.52
*****TOTAL FOR FUND-SCC 018 9802 (PUBLIC SCHOOL SUPPORT FUND-MCMULLEN):							
Ex Tr/Ad		4,600.00	3,474.09	1,429.99	2,462.17	1,125.91	75.52
In Tr/Ad		4,600.00	3,474.09	1,429.99	2,462.17	1,125.91	75.52
=====							
018 1626 9803 000000 002	ADMISSIONS-BUDD	2,808.47	2,174.52	459.54	1,395.14	633.95	77.43
018 1626 9803 000000 602	MOHICAN OUT-DOOR-SCHOOL - C.E.BUDD	1,946.00	0.00	0.00	0.00	1,946.00	0.00

*** NOTE!! ONLY ACTIVE ACCOUNTS HAVE BEEN SELECTED, TOTALS MAY EXCLUDE AMOUNTS THAT ARE RELATED TO INACTIVE ACCOUNTS. ***

Date: 03/01/16
 Time: 1:47 pm

LOUDONVILLE-PERRYSVILLE EX VI
 Revenue Account Summary
 SORTED BY FUND-SCC

Page: 8
 (REVSUM)

Account Number FND RCPT SCC SUBJ OU	Description	FYTD Receivable	FYTD Actual Receipts	MTD Actual Receipts	YTD Actual Receipts	FYTD Balance Receivable	FYTD Percent Received
*****TOTAL FOR FUND-SCC 018 9803 (PUBLIC SCHOOL SUPPORT FUND-BUDD):							
Ex Tr/Ad		4,754.47	2,174.52	459.54	1,395.14	2,579.95	45.74
In Tr/Ad		4,754.47	2,174.52	459.54	1,395.14	2,579.95	45.74
=====							
018 1626 9804 000000 004	SALES - HIGH SCHOOL	500.00	4,265.92	2,322.66	2,704.66	3,765.92-	853.18
*****TOTAL FOR FUND-SCC 018 9804 (PUBLIC SCHOOL SUPPORT FUND-HIGH SCHOOL):							
Ex Tr/Ad		500.00	4,265.92	2,322.66	2,704.66	3,765.92-	853.18
In Tr/Ad		500.00	4,265.92	2,322.66	2,704.66	3,765.92-	853.18
=====							
019 1820 9203 000000 000	FIRST PRESBYTERIAN CHURCH: SCHOOL SUP DONATE	500.00	600.00	0.00	0.00	100.00-	120.00
*****TOTAL FOR FUND-SCC 019 9203 (FIRST PRESBYTERIAN CHURCH: SCHOOL SUPPLIES):							
Ex Tr/Ad		500.00	600.00	0.00	0.00	100.00-	120.00
In Tr/Ad		500.00	600.00	0.00	0.00	100.00-	120.00
=====							
019 1820 9401 000000 004	HUGO & MABEL YOUNG: IB SCHOOL FEES	2,400.00	0.00	0.00	0.00	2,400.00	0.00
*****TOTAL FOR FUND-SCC 019 9401 (HUGO & MABEL YOUNG FOUNDATION: IB SCHOOL FEES):							
Ex Tr/Ad		2,400.00	0.00	0.00	0.00	2,400.00	0.00
In Tr/Ad		2,400.00	0.00	0.00	0.00	2,400.00	0.00
=====							
019 1820 9506 000000 000	ARCHERY GRANT	3,000.00	2,500.00	0.00	0.00	500.00	83.33
*****TOTAL FOR FUND-SCC 019 9506 (ARCHERY GRANT: FISHER):							
Ex Tr/Ad		3,000.00	2,500.00	0.00	0.00	500.00	83.33
In Tr/Ad		3,000.00	2,500.00	0.00	0.00	500.00	83.33
=====							
019 1820 9508 000000 000	MOHICAN AREA COMM FUND: EXTRA CURRICULARS	1,500.00	1,500.00	0.00	0.00	0.00	100.00

*** NOTE!! ONLY ACTIVE ACCOUNTS HAVE BEEN SELECTED, TOTALS MAY EXCLUDE AMOUNTS THAT ARE RELATED TO INACTIVE ACCOUNTS. ***

LOUDONVILLE-PERRYSVILLE EX VI
 Revenue Account Summary
 SORTED BY FUND-SCC

Account Number FND RCPT SCC SUBJ OU	Description	FYTD Receivable	FYTD Actual Receipts	MTD Actual Receipts	YTD Actual Receipts	FYTD Balance Receivable	FYTD Percent Received
*****TOTAL FOR FUND-SCC 019 9508 (MOHICAN AREA COMMUNITY FUND: EXTRA CURRICULAR):							
Ex Tr/Ad		1,500.00	1,500.00	0.00	0.00	0.00	100.00
In Tr/Ad		1,500.00	1,500.00	0.00	0.00	0.00	100.00
=====							
019 1820 9601 000000 002	ACCF GRANT: LITTLE BITS	2,500.00	2,500.00	0.00	0.00	0.00	100.00
*****TOTAL FOR FUND-SCC 019 9601 (ACCF GRANT: STONER, C.E. BUDD):							
Ex Tr/Ad		2,500.00	2,500.00	0.00	0.00	0.00	100.00
In Tr/Ad		2,500.00	2,500.00	0.00	0.00	0.00	100.00
=====							
019 1820 9602 000000 004	ACCF GRANT: ASHBY LHS	2,015.00	2,015.00	0.00	0.00	0.00	100.00
*****TOTAL FOR FUND-SCC 019 9602 (ACCF GRANT: ASHBY LHS):							
Ex Tr/Ad		2,015.00	2,015.00	0.00	0.00	0.00	100.00
In Tr/Ad		2,015.00	2,015.00	0.00	0.00	0.00	100.00
=====							
019 1820 9603 000000 004	BELIEVE IN OHIO: YOUNGEN	0.00	800.00	0.00	0.00	800.00-	0.00
*****TOTAL FOR FUND-SCC 019 9603 (BELIEVE IN OHIO: YOUNGEN):							
Ex Tr/Ad		0.00	800.00	0.00	0.00	800.00-	0.00
In Tr/Ad		0.00	800.00	0.00	0.00	800.00-	0.00
=====							
019 1820 9604 000000 002	FIRST ENERGY GRANT: GRIBBLE	1,000.00	1,000.00	0.00	0.00	0.00	100.00
*****TOTAL FOR FUND-SCC 019 9604 (FIRST ENERGY GRANT: GRIBBLE):							
Ex Tr/Ad		1,000.00	1,000.00	0.00	0.00	0.00	100.00
In Tr/Ad		1,000.00	1,000.00	0.00	0.00	0.00	100.00
=====							
019 1820 9605 000000 004	KNIGHTS OF COLUMBUS: COATS FOR KIDS LHS	500.00	500.00	0.00	0.00	0.00	100.00

*** NOTE!! ONLY ACTIVE ACCOUNTS HAVE BEEN SELECTED, TOTALS MAY EXCLUDE AMOUNTS THAT ARE RELATED TO INACTIVE ACCOUNTS. ***

LOUDONVILLE-PERRYSVILLE EX VI
 Revenue Account Summary
 SORTED BY FUND-SCC

Account Number FND RCPT SCC SUBJ OU	Description	FYTD Receivable	FYTD Actual Receipts	MTD Actual Receipts	YTD Actual Receipts	FYTD Balance Receivable	FYTD Percent Received
*****TOTAL FOR FUND-SCC 019 9605 (KNIGHTS OF COLUMBUS: COATS FOR KIDS LHS):							
Ex Tr/Ad		500.00	500.00	0.00	0.00	0.00	100.00
In Tr/Ad		500.00	500.00	0.00	0.00	0.00	100.00
=====							
019 1820 9702 000000 000	L-P FOUNDATION	0.00	8,681.00	0.00	0.00	8,681.00-	0.00
*****TOTAL FOR FUND-SCC 019 9702 (L-P ENDOWMENT FUND):							
Ex Tr/Ad		0.00	8,681.00	0.00	0.00	8,681.00-	0.00
In Tr/Ad		0.00	8,681.00	0.00	0.00	8,681.00-	0.00
=====							
022 1625 9501 000000 890	OHSAA SOCCER TOURNAMENT REVENUE	1,358.00	1,358.00	0.00	0.00	0.00	100.00
*****TOTAL FOR FUND-SCC 022 9501 (OHSAA TOURNAMENT GAME):							
Ex Tr/Ad		1,358.00	1,358.00	0.00	0.00	0.00	100.00
In Tr/Ad		1,358.00	1,358.00	0.00	0.00	0.00	100.00
=====							
024 1872 0000 000000 000	EMPLOYEE HEALTH BENEFITS - SELF INSURANCE	2,300,000.00	1,375,303.17	188,158.98	376,250.84	924,696.83	59.80
*****TOTAL FOR FUND-SCC 024 0000 (EMPLOYEE HEALTH BENEFITS - SELF-INSURANCE):							
Ex Tr/Ad		2,300,000.00	1,375,303.17	188,158.98	376,250.84	924,696.83	59.80
In Tr/Ad		2,300,000.00	1,375,303.17	188,158.98	376,250.84	924,696.83	59.80
=====							
200 1632 921A 000000 004	FOREIGN LANGUAGE - DUES / FEES	100.00	0.00	0.00	0.00	100.00	0.00
*****TOTAL FOR FUND-SCC 200 921A (FOREIGN LANGUAGE CLUB):							
Ex Tr/Ad		100.00	0.00	0.00	0.00	100.00	0.00
In Tr/Ad		100.00	0.00	0.00	0.00	100.00	0.00
=====							
200 1623 933A 000000 004	F.F.A. - SALES	33,230.00	8,345.65	1,602.50	1,780.00	24,884.35	25.11
200 1633 933A 000000 004	F.F.A. - DUES AND FEES	1,000.00	250.00	0.00	0.00	750.00	25.00

*** NOTE!! ONLY ACTIVE ACCOUNTS HAVE BEEN SELECTED, TOTALS MAY EXCLUDE AMOUNTS THAT ARE RELATED TO INACTIVE ACCOUNTS. ***

Date: 03/01/16
 Time: 1:47 pm

LOUDONVILLE-PERRYSVILLE EX VI
 Revenue Account Summary
 SORTED BY FUND-SCC

Page: 11
 (REVSUM)

Account Number FND RCPT SCC SUBJ OU	Description	FYTD Receivable	FYTD Actual Receipts	MTD Actual Receipts	YTD Actual Receipts	FYTD Balance Receivable	FYTD Percent Received
*****TOTAL FOR FUND-SCC 200 933A (F.F.A.):							
Ex Tr/Ad		34,230.00	8,595.65	1,602.50	1,780.00	25,634.35	25.11
In Tr/Ad		34,230.00	8,595.65	1,602.50	1,780.00	25,634.35	25.11
=====							
200 1625 943A 000000 004	DANCE TEAM - SALES	400.00	470.00	0.00	200.00	70.00-	117.50
*****TOTAL FOR FUND-SCC 200 943A (DANCE TEAM):							
Ex Tr/Ad		400.00	470.00	0.00	200.00	70.00-	117.50
In Tr/Ad		400.00	470.00	0.00	200.00	70.00-	117.50
=====							
200 1616 961A 000000 004	STUDENT COUNCIL - ADMISSIONS	450.00	0.00	0.00	0.00	450.00	0.00
200 1626 961A 000000 004	STUDENT COUNCIL - SALES	0.00	1,300.15	380.00	380.00	1,300.15-	0.00
*****TOTAL FOR FUND-SCC 200 961A (STUDENT COUNCIL):							
Ex Tr/Ad		450.00	1,300.15	380.00	380.00	850.15-	288.92
In Tr/Ad		450.00	1,300.15	380.00	380.00	850.15-	288.92
=====							
200 1626 961B 000000 003	P.V. JR. HIGH STUDENT COUNCIL - SALES	1,000.00	406.00	0.00	0.00	594.00	40.60
*****TOTAL FOR FUND-SCC 200 961B (JR. HIGH STUDENT COUNCIL-PERRYSVILLE):							
Ex Tr/Ad		1,000.00	406.00	0.00	0.00	594.00	40.60
In Tr/Ad		1,000.00	406.00	0.00	0.00	594.00	40.60
=====							
200 1626 962A 000000 004	ACADEMIC CHALLENGE - SALES	400.00	400.00	0.00	0.00	0.00	100.00
*****TOTAL FOR FUND-SCC 200 962A (ACADEMIC CHALLENGE):							
Ex Tr/Ad		400.00	400.00	0.00	0.00	0.00	100.00
In Tr/Ad		400.00	400.00	0.00	0.00	0.00	100.00
=====							
200 1626 965A 000000 004	T.I. (TEEN INSTITUTE) - SALES	100.00	0.00	0.00	0.00	100.00	0.00

*** NOTE!! ONLY ACTIVE ACCOUNTS HAVE BEEN SELECTED, TOTALS MAY EXCLUDE AMOUNTS THAT ARE RELATED TO INACTIVE ACCOUNTS. ***

LOUDONVILLE-PERRYSVILLE EX VI
Revenue Account Summary
SORTED BY FUND-SCC

Account Number FND RCPT SCC SUBJ OU	Description	FYTD Receivable	FYTD Actual Receipts	MTD Actual Receipts	YTD Actual Receipts	FYTD Balance Receivable	FYTD Percent Received
*****TOTAL FOR FUND-SCC 200 965A (T.I.):							
Ex Tr/Ad		100.00	0.00	0.00	0.00	100.00	0.00
In Tr/Ad		100.00	0.00	0.00	0.00	100.00	0.00
=====							
200 1626 966A 000000 004	COUNCIL FOR EXCEPTIONAL CHILDREN-C.E.C.CLUB	900.00	4,315.00	0.00	0.00	3,415.00-	479.44
*****TOTAL FOR FUND-SCC 200 966A (COUNCIL FOR EXCEPTIONAL CHILDREN-C.E.C. CLUB):							
Ex Tr/Ad		900.00	4,315.00	0.00	0.00	3,415.00-	479.44
In Tr/Ad		900.00	4,315.00	0.00	0.00	3,415.00-	479.44
=====							
200 1636 967K 000000 004	CLASS OF 2016: DUES & FEES	1,980.00	189.00	56.00	91.00	1,791.00	9.55
*****TOTAL FOR FUND-SCC 200 967K (CLASS OF 2016):							
Ex Tr/Ad		1,980.00	189.00	56.00	91.00	1,791.00	9.55
In Tr/Ad		1,980.00	189.00	56.00	91.00	1,791.00	9.55
=====							
200 1636 967L 000000 004	CLASS OF 2017: DUES & FEES	350.00	210.00	35.00	91.00	140.00	60.00
*****TOTAL FOR FUND-SCC 200 967L (CLASS OF 2017):							
Ex Tr/Ad		350.00	210.00	35.00	91.00	140.00	60.00
In Tr/Ad		350.00	210.00	35.00	91.00	140.00	60.00
=====							
200 1636 967M 000000 004	CLASS OF 2018: DUES & FEES	0.00	217.00	21.00	63.00	217.00-	0.00
*****TOTAL FOR FUND-SCC 200 967M (CLASS OF 2018):							
Ex Tr/Ad		0.00	217.00	21.00	63.00	217.00-	0.00
In Tr/Ad		0.00	217.00	21.00	63.00	217.00-	0.00
=====							
200 1636 967N 000000 004	CLASS OF 2019: DUES & FEES	658.00	210.00	49.00	91.00	448.00	31.91

*** NOTE!! ONLY ACTIVE ACCOUNTS HAVE BEEN SELECTED, TOTALS MAY EXCLUDE AMOUNTS THAT ARE RELATED TO INACTIVE ACCOUNTS. ***

LOUDONVILLE-PERRYSVILLE EX VI
 Revenue Account Summary
 SORTED BY FUND-SCC

Account Number FND RCPT SCC SUBJ OU	Description	FYTD Receivable	FYTD Actual Receipts	MTD Actual Receipts	YTD Actual Receipts	FYTD Balance Receivable	FYTD Percent Received
*****TOTAL FOR FUND-SCC 200 967N (CLASS OF 2019):							
Ex Tr/Ad		658.00	210.00	49.00	91.00	448.00	31.91
In Tr/Ad		658.00	210.00	49.00	91.00	448.00	31.91
=====							
200 1621 969A 000000 004	REDBIRD - SALES	100.00	73.00	73.00	73.00	27.00	73.00
*****TOTAL FOR FUND-SCC 200 969A (REDBIRD):							
Ex Tr/Ad		100.00	73.00	73.00	73.00	27.00	73.00
In Tr/Ad		100.00	73.00	73.00	73.00	27.00	73.00
=====							
200 1627 971A 000000 004	HONOR SOCIETY - SALES	1,300.00	1,625.00	0.00	0.00	325.00-	125.00
*****TOTAL FOR FUND-SCC 200 971A (HONOR SOCIETY):							
Ex Tr/Ad		1,300.00	1,625.00	0.00	0.00	325.00-	125.00
In Tr/Ad		1,300.00	1,625.00	0.00	0.00	325.00-	125.00
=====							
200 1627 973A 000000 004	LEO CLUB - SALES	500.00	1,799.98	0.00	0.00	1,299.98-	360.00
*****TOTAL FOR FUND-SCC 200 973A (LEO CLUB):							
Ex Tr/Ad		500.00	1,799.98	0.00	0.00	1,299.98-	360.00
In Tr/Ad		500.00	1,799.98	0.00	0.00	1,299.98-	360.00
=====							
200 1623 975A 000000 004	JOB SKILLS GROUP: REVENUE	850.00	702.68	400.00	423.73	147.32	82.67
*****TOTAL FOR FUND-SCC 200 975A (JOB SKILLS GROUP LHS):							
Ex Tr/Ad		850.00	702.68	400.00	423.73	147.32	82.67
In Tr/Ad		850.00	702.68	400.00	423.73	147.32	82.67
=====							
200 1616 976A 000000 004	PROM FUND: TICKET SALES	1,000.00	602.45	167.00	167.00	397.55	60.25
200 1626 976A 000000 004	PROM FUND: SALES (FUNDRAISERS)	2,000.00	0.00	0.00	0.00	2,000.00	0.00

*** NOTE!! ONLY ACTIVE ACCOUNTS HAVE BEEN SELECTED, TOTALS MAY EXCLUDE AMOUNTS THAT ARE RELATED TO INACTIVE ACCOUNTS. ***

Date: 03/01/16
 Time: 1:47 pm

LOUDONVILLE-PERRYSVILLE EX VI
 Revenue Account Summary
 SORTED BY FUND-SCC

Page: 14
 (REVSUM)

Account Number FND RCPT SCC SUBJ OU	Description	FYTD Receivable	FYTD Actual Receipts	MTD Actual Receipts	YTD Actual Receipts	FYTD Balance Receivable	FYTD Percent Received
*****TOTAL FOR FUND-SCC 200 976A (LHS PROM FUND):							
Ex Tr/Ad		3,000.00	602.45	167.00	167.00	2,397.55	20.08
In Tr/Ad		3,000.00	602.45	167.00	167.00	2,397.55	20.08
=====							
300 1621 913A 000000 004	DRAMA CLUB - SALES	600.00	2,050.00	0.00	0.00	1,450.00-	341.67
*****TOTAL FOR FUND-SCC 300 913A (DRAMA CLUB):							
Ex Tr/Ad		600.00	2,050.00	0.00	0.00	1,450.00-	341.67
In Tr/Ad		600.00	2,050.00	0.00	0.00	1,450.00-	341.67
=====							
300 1624 940A 000000 746	BAND - HIGH SCHOOL	300.00	110.00	0.00	0.00	190.00	36.67
300 1624 940A 000000 748	VOCAL-HS	1,500.00	0.00	0.00	0.00	1,500.00	0.00
300 1624 940A 000000 749	VOCAL/BAND - LHS MUSICAL	8,000.00	0.00	0.00	0.00	8,000.00	0.00
*****TOTAL FOR FUND-SCC 300 940A (MUSIC DEPARTMENT):							
Ex Tr/Ad		9,800.00	110.00	0.00	0.00	9,690.00	1.12
In Tr/Ad		9,800.00	110.00	0.00	0.00	9,690.00	1.12
=====							
300 1625 950A 000000 800	ATHLETIC DEPARTMENT - DONATIONS	25,000.00	6,897.00	0.00	0.00	18,103.00	27.59
300 1625 950A 000000 811	ADMISSIONS-BOYS BASEBALL	500.00	420.00	420.00	420.00	80.00	84.00
300 1625 950A 000000 812	ADMISSIONS-BOYS BASKETBALL	18,000.00	20,222.00	6,494.00	10,333.00	2,222.00-	112.34
300 1625 950A 000000 816	FOOTBALL - HS	30,000.00	25,808.00	70.00	140.00	4,192.00	86.03
300 1625 950A 000000 827	ADMISSIONS-TRACK	7,000.00	450.00	0.00	150.00	6,550.00	6.43
300 1625 950A 000000 828	ADMISSIONS-WRESTLING	17,000.00	1,909.83	0.00	450.00	15,090.17	11.23

*** NOTE!! ONLY ACTIVE ACCOUNTS HAVE BEEN SELECTED, TOTALS MAY EXCLUDE AMOUNTS THAT ARE RELATED TO INACTIVE ACCOUNTS. ***

Date: 03/01/16
 Time: 1:47 pm

LOUDONVILLE-PERRYVILLE EX VI
 Revenue Account Summary
 SORTED BY FUND-SCC

Page: 15
 (REVSUM)

Account Number FND RCPT SCC SUBJ OU	Description	FYTD Receivable	FYTD Actual Receipts	MTD Actual Receipts	YTD Actual Receipts	FYTD Balance Receivable	FYTD Percent Received
300 1625 950A 000000 832	ADMISSIONS-GIRLS BASKETBALL	10,000.00	10,711.00	2,218.00	4,997.00	711.00-	107.11
300 1625 950A 000000 834	ADMISSIONS-SOFTBALL	100.00	0.00	0.00	0.00	100.00	0.00
300 1625 950A 000000 835	ATHLETIC - VOLLEYBALL - HS	5,500.00	3,382.00	0.00	0.00	2,118.00	61.49
300 1625 950A 000000 855	CHEERLEADING - H/S	3,150.00	3,793.00	0.00	50.00-	643.00-	120.41
300 1625 950A 000000 890	ATHLETIC: SOCCER - ADMISSIONS	6,000.00	6,863.00	0.00	0.00	863.00-	114.38
*****TOTAL FOR FUND-SCC 300 950A (ATHLETIC FUND - HIGH SCHOOL):							
Ex Tr/Ad		122,250.00	80,455.83	9,202.00	16,440.00	41,794.17	65.81
In Tr/Ad		122,250.00	80,455.83	9,202.00	16,440.00	41,794.17	65.81
=====							
300 1625 950B 000000 003	ATHLETIC FUND - PERRYVILLE JUNIOR HIGH	12,000.00	11,545.00	0.00	4,411.00	455.00	96.21
*****TOTAL FOR FUND-SCC 300 950B (ATHLETIC FUND - PERRYVILLE JUNIOR HIGH):							
Ex Tr/Ad		12,000.00	11,545.00	0.00	4,411.00	455.00	96.21
In Tr/Ad		12,000.00	11,545.00	0.00	4,411.00	455.00	96.21
=====							
300 1626 968A 000000 004	YEARBOOK	10,800.00	1,362.00	0.00	0.00	9,438.00	12.61
*****TOTAL FOR FUND-SCC 300 968A (YEARBOOK FUND HIGH SCHOOL):							
Ex Tr/Ad		10,800.00	1,362.00	0.00	0.00	9,438.00	12.61
In Tr/Ad		10,800.00	1,362.00	0.00	0.00	9,438.00	12.61
=====							
451 3219 9116 000000 000	ONenet PUBLIC COMMUNICATIONS SUBSIDY	5,400.00	3,600.00	0.00	0.00	1,800.00	66.67
*****TOTAL FOR FUND-SCC 451 9116 (ONENET PUBLIC COMMUNICATIONS SUBSIDY - FY16):							
Ex Tr/Ad		5,400.00	3,600.00	0.00	0.00	1,800.00	66.67
In Tr/Ad		5,400.00	3,600.00	0.00	0.00	1,800.00	66.67
=====							

*** NOTE!! ONLY ACTIVE ACCOUNTS HAVE BEEN SELECTED, TOTALS MAY EXCLUDE AMOUNTS THAT ARE RELATED TO INACTIVE ACCOUNTS. ***

LOUDONVILLE-PERRYSVILLE EX VI
Revenue Account Summary
SORTED BY FUND-SCC

Account Number FND RCPT SCC SUBJ OU	Description	FYTD Receivable	FYTD Actual Receipts	MTD Actual Receipts	YTD Actual Receipts	FYTD Balance Receivable	FYTD Percent Received
461 3110 9116 000000 000	HIGH SCHOOLS THAT WORK GRANT	6,000.00	4,189.05	93.58	1,331.52	1,810.95	69.82
*****TOTAL FOR FUND-SCC 461 9116 (HSTW GRANT FY2016):							
Ex Tr/Ad		6,000.00	4,189.05	93.58	1,331.52	1,810.95	69.82
In Tr/Ad		6,000.00	4,189.05	93.58	1,331.52	1,810.95	69.82
=====							
516 4220 9115 000000 000	IDEA-B: SPECIAL EDUCATION	36,000.00	32,599.40	0.00	0.00	3,400.60	90.55
*****TOTAL FOR FUND-SCC 516 9115 (IDEA-B SPECIAL EDUCATION FY2015):							
Ex Tr/Ad		36,000.00	32,599.40	0.00	0.00	3,400.60	90.55
In Tr/Ad		36,000.00	32,599.40	0.00	0.00	3,400.60	90.55
=====							
516 4220 9116 000000 000	IDEA-B: SPECIAL EDUCATION	240,829.67	103,367.64	18,816.29	37,304.43	137,462.03	42.92
*****TOTAL FOR FUND-SCC 516 9116 (IDEA-B SPECIAL EDUCATION FY2016):							
Ex Tr/Ad		240,829.67	103,367.64	18,816.29	37,304.43	137,462.03	42.92
In Tr/Ad		240,829.67	103,367.64	18,816.29	37,304.43	137,462.03	42.92
=====							
536 4220 9115 000000 000	TITLE I SCHOOL IMPROVEMENT GRANT	2,011.04	2,011.04	0.00	0.00	0.00	100.00
*****TOTAL FOR FUND-SCC 536 9115 (TITLE I SCHOOL IMPROVEMENT GRANT FY15):							
Ex Tr/Ad		2,011.04	2,011.04	0.00	0.00	0.00	100.00
In Tr/Ad		2,011.04	2,011.04	0.00	0.00	0.00	100.00
=====							
536 4220 9116 000000 000	TITLE I SCHOOL IMPROVEMENT GRANT	15,862.17	2,149.00	1,947.71	2,149.00	13,713.17	13.55
*****TOTAL FOR FUND-SCC 536 9116 (TITLE I SCHOOL IMPROVEMENT GRANT FY16):							
Ex Tr/Ad		15,862.17	2,149.00	1,947.71	2,149.00	13,713.17	13.55
In Tr/Ad		15,862.17	2,149.00	1,947.71	2,149.00	13,713.17	13.55
=====							
572 4220 9115 000000 000	TITLE I	48,000.00	38,317.40	0.00	0.00	9,682.60	79.83

*** NOTE!! ONLY ACTIVE ACCOUNTS HAVE BEEN SELECTED, TOTALS MAY EXCLUDE AMOUNTS THAT ARE RELATED TO INACTIVE ACCOUNTS. ***

LOUDONVILLE-PERRYSVILLE EX VI
 Revenue Account Summary
 SORTED BY FUND-SCC

Account Number FND RCPT SCC SUBJ OU	Description	FYTD Receivable	FYTD Actual Receipts	MTD Actual Receipts	YTD Actual Receipts	FYTD Balance Receivable	FYTD Percent Received
*****TOTAL FOR FUND-SCC 572 9115 (TITLE I: FY15):							
Ex Tr/Ad		48,000.00	38,317.40	0.00	0.00	9,682.60	79.83
In Tr/Ad		48,000.00	38,317.40	0.00	0.00	9,682.60	79.83
=====							
572 4220 9116 000000 000	TITLE I	407,802.82	153,775.90	31,885.99	60,034.12	254,026.92	37.71
*****TOTAL FOR FUND-SCC 572 9116 (TITLE I: FY16):							
Ex Tr/Ad		407,802.82	153,775.90	31,885.99	60,034.12	254,026.92	37.71
In Tr/Ad		407,802.82	153,775.90	31,885.99	60,034.12	254,026.92	37.71
=====							
572 4220 9215 000000 021	TITLE I-D MYA	6,949.95	6,949.95	0.00	0.00	0.00	100.00
*****TOTAL FOR FUND-SCC 572 9215 (TITLE I - D MYA):							
Ex Tr/Ad		6,949.95	6,949.95	0.00	0.00	0.00	100.00
In Tr/Ad		6,949.95	6,949.95	0.00	0.00	0.00	100.00
=====							
572 4220 9216 000000 021	TITLE I-D MYA	107,627.12	35,628.85	7,370.60	14,741.20	71,998.27	33.10
*****TOTAL FOR FUND-SCC 572 9216 (TITLE I - D MYA FY16):							
Ex Tr/Ad		107,627.12	35,628.85	7,370.60	14,741.20	71,998.27	33.10
In Tr/Ad		107,627.12	35,628.85	7,370.60	14,741.20	71,998.27	33.10
=====							
590 4220 9115 000000 000	TITLE II-A: IMPROV. TEACHING QUALITY	7,000.00	6,377.15	0.00	0.00	622.85	91.10
*****TOTAL FOR FUND-SCC 590 9115 (TITLE II-A: IMPROVING TEACH. QUALITY - FY15):							
Ex Tr/Ad		7,000.00	6,377.15	0.00	0.00	622.85	91.10
In Tr/Ad		7,000.00	6,377.15	0.00	0.00	622.85	91.10
=====							
590 4220 9116 000000 000	TITLE II-A: IMPROV. TEACHING QUALITY	43,110.19	20,078.42	3,642.08	7,225.27	23,031.77	46.57

*** NOTE!! ONLY ACTIVE ACCOUNTS HAVE BEEN SELECTED, TOTALS MAY EXCLUDE AMOUNTS THAT ARE RELATED TO INACTIVE ACCOUNTS. ***

Date: 03/01/16
 Time: 1:47 pm

LOUDONVILLE-PERRYVILLE EX VI
 Revenue Account Summary
 SORTED BY FUND-SCC

Page: 18
 (REVSUM)

Account Number FND RCPT SCC SUBJ OU	Description	FYTD Receivable	FYTD Actual Receipts	MTD Actual Receipts	YTD Actual Receipts	FYTD Balance Receivable	FYTD Percent Received
*****TOTAL FOR FUND-SCC 590 9116 (TITLE II-A: IMPROVING TEACH. QUALITY - FY16):							
Ex Tr/Ad		43,110.19	20,078.42	3,642.08	7,225.27	23,031.77	46.57
In Tr/Ad		43,110.19	20,078.42	3,642.08	7,225.27	23,031.77	46.57
=====							
599 4220 9115 000000 000	TITLE VI-B RURAL & LOW INCOME	0.00	1,133.12-	0.00	0.00	1,133.12	0.00
*****TOTAL FOR FUND-SCC 599 9115 (TITLE VI-B RURAL & LOW INCOME FY15):							
Ex Tr/Ad		0.00	1,133.12-	0.00	0.00	1,133.12	0.00
In Tr/Ad		0.00	1,133.12-	0.00	0.00	1,133.12	0.00
=====							
599 4220 9116 000000 000	TITLE VI-B RURAL & LOW INCOME	30,999.31	2,162.59	93.58	332.34	28,836.72	6.98
*****TOTAL FOR FUND-SCC 599 9116 (TITLE VI-B RURAL & LOW INCOME FY16):							
Ex Tr/Ad		30,999.31	2,162.59	93.58	332.34	28,836.72	6.98
In Tr/Ad		30,999.31	2,162.59	93.58	332.34	28,836.72	6.98
=====							
*****GRAND TOTALS:							
Ex Tr/Ad		18,671,712.74	11,564,139.20	1,860,907.23	3,115,074.18	7,107,573.54	61.93
In Tr/Ad		18,746,282.20	11,638,708.66	1,860,907.23	3,115,074.18	7,107,573.54	62.09
=====							

*** NOTE!! ONLY ACTIVE ACCOUNTS HAVE BEEN SELECTED, TOTALS MAY EXCLUDE AMOUNTS THAT ARE RELATED TO INACTIVE ACCOUNTS. ***

Date: 03/01/2016
 Time: 1:49 pm

LOUDONVILLE-PERRYSVILLE EX VI
 SORT BY CHECK NUMBER
 CHECK DATES BETWEEN 02/01/2016 AND 02/29/2016
 WARRANT, REFUND, MEMO CHECKS

Page: 1
 (CHEKPY)

CHECK	TYPE	DATE	VENDOR	VENDOR	STATUS/DATE	BANK CODE	CHECK AMOUNT
084561	W	02/03/2016	BRENT ALLERDING	000025	RECONCILED:02/29/2016		30.24
084562	W	02/03/2016	TERRI BLANCHARD	000051	RECONCILED:02/29/2016		155.00
084563	W	02/03/2016	JOHN MILLER	000066	RECONCILED:02/29/2016		132.30
084564	W	02/03/2016	JEFFREY CAMPBELL DBA ACTIVEWARZ	000285			140.00
084565	W	02/03/2016	BRODART COMPANY	000303	RECONCILED:02/29/2016		71.37
084566	W	02/03/2016	FOLLETT SCHOOL SOLUTIONS INC	000748	RECONCILED:02/29/2016		619.16
084567	W	02/03/2016	GOVCONNECTION	000817	RECONCILED:02/29/2016		479.95
084568	W	02/03/2016	KENWORTH OF ASHLAND	001147	RECONCILED:02/29/2016		9.76
084569	W	02/03/2016	LOUDONVILLE FIRE DEPARTMENT	001208	RECONCILED:02/29/2016		12.00
084570	W	02/03/2016	LAPTOPSCREEN.COM	001261	RECONCILED:02/29/2016		107.22
084571	W	02/03/2016	MENARDS	001346	RECONCILED:02/29/2016		218.00
084572	W	02/03/2016	OHIO EDISON COMPANY	001411	RECONCILED:02/29/2016		664.14
084573	W	02/03/2016	OHIO EDUCATIONAL TECHNOLOGY CONFERENCE	001440	RECONCILED:02/29/2016		340.00
084574	W	02/03/2016	QUILL CORPORATION	001509	RECONCILED:02/29/2016		48.52
084575	W	02/03/2016	REA & ASSOCIATES INC.	001691	RECONCILED:02/29/2016		825.00
084576	W	02/03/2016	TRAIL'S END PIZZA CO	001856	RECONCILED:02/29/2016		88.67
084577	W	02/03/2016	TRI COUNTY E S C	001879	RECONCILED:02/29/2016		595.00
084578	W	02/03/2016	US BANK OFFICE EQUIPMENT FINANCE SERV	001912	RECONCILED:02/29/2016		954.00
084579	W	02/03/2016	USB PHONE WORLD	001950	RECONCILED:02/29/2016		623.50
084580	W	02/03/2016	VEX ROBOTICS	001952	RECONCILED:02/29/2016		521.37
084581	W	02/03/2016	TY MEYER	003056	RECONCILED:02/29/2016		40.00
084582	W	02/03/2016	DARREN GEISER	003082			120.00
084583	W	02/03/2016	RONALD MOTON	003113	RECONCILED:02/29/2016		57.00
084584	W	02/03/2016	ALEC SZANATI	003122	RECONCILED:02/29/2016		65.00
084585	W	02/03/2016	BRIAN MUNSEY	003127	RECONCILED:02/29/2016		171.00
084586	W	02/03/2016	BRIAN CHISNELL	003166			57.00
084587	W	02/03/2016	JAMES CHAMBERLAIN	003286	RECONCILED:02/29/2016		57.00
084588	W	02/03/2016	GERALD CZERNEWSKI	003368	RECONCILED:02/29/2016		57.00
084589	W	02/03/2016	MARK VAN HOUTEN	003373	RECONCILED:02/29/2016		40.00
084590	W	02/03/2016	RODNEY GERSTENBERGER	003614	RECONCILED:02/29/2016		57.00
084591	W	02/03/2016	JAMES KING	003662	RECONCILED:02/29/2016		57.00
084592	W	02/03/2016	RICHARD KVOCHICK	003725	RECONCILED:02/29/2016		80.00
084593	W	02/03/2016	JEREMIAH GESSNER	003726	RECONCILED:02/29/2016		40.00
084594	W	02/03/2016	AMY WRIGHT	003728	RECONCILED:02/29/2016		40.00
084595	W	02/03/2016	CONAN CUPPLES	003761	RECONCILED:02/29/2016		40.00
084596	W	02/03/2016	ANN KOBILARCIC	003762	RECONCILED:02/29/2016		57.00
084597	W	02/03/2016	CINDY PRIBBLE	004611	RECONCILED:02/29/2016		100.00
084598	W	02/03/2016	JULIE SEBOE	005039	RECONCILED:02/29/2016		95.00
084599	W	02/03/2016	CRYSTAL ASHBY	005043	RECONCILED:02/29/2016		173.06
084600	W	02/03/2016	ASCD	010206	RECONCILED:02/29/2016		598.00
084601	W	02/03/2016	AMAZON.COM	010255	RECONCILED:02/29/2016		597.68
084602	W	02/03/2016	MATHESON TRI-GAS INC	013009	RECONCILED:02/29/2016		62.66
084603	W	02/03/2016	OAEP	014009			235.00
084604	W	02/03/2016	NEWS 2 YOU	014057	RECONCILED:02/29/2016		1,196.00
084605	W	02/10/2016	TERRI BLANCHARD	000051	RECONCILED:02/29/2016		79.52
084606	W	02/10/2016	RICK RIOS	000059	RECONCILED:02/29/2016		79.24
084607	W	02/10/2016	JENNIFER VAUGHAN	000095	RECONCILED:02/29/2016		27.00
084608	W	02/10/2016	DAVID LANCE	000130	RECONCILED:02/29/2016		32.40
084609	W	02/10/2016	JOHN LANCE	000144			30.24

Date: 03/01/2016
Time: 1:49 pm

LOUDONVILLE-PERRYVILLE EX VI
SORT BY CHECK NUMBER
CHECK DATES BETWEEN 02/01/2016 AND 02/29/2016
WARRANT, REFUND, MEMO CHECKS

Page: 2
(CHEKPY)

CHECK	TYPE	DATE	VENDOR	VENDOR	STATUS/DATE	BANK CODE	CHECK AMOUNT
084610	W	02/10/2016	STATE OF OHIO OFFICE OF AUDITOR	000227	RECONCILED:02/29/2016		1,312.00
084611	W	02/10/2016	ASHLAND UNIVERSITY	000269			280.40
084612	W	02/10/2016	1ST CHOICE ENERGY SERVICES	000718	RECONCILED:02/29/2016		2,867.14
084613	W	02/10/2016	FOLLETT SCHOOL SOLUTIONS INC	000748	RECONCILED:02/29/2016		33.28
084614	W	02/10/2016	GOVCONNECTION	000817	RECONCILED:02/29/2016		2,540.56
084615	W	02/10/2016	G & L SUPPLY CO	000862	RECONCILED:02/29/2016		2,581.15
084616	W	02/10/2016	HARRIS AUTOMOTIVE LARRY HARRIS	000911	RECONCILED:02/29/2016		52.65
084617	W	02/10/2016	IRWINS OFFICE SUPPLIES	001007	RECONCILED:02/29/2016		691.50
084618	W	02/10/2016	JOHN R GREEN COMPANY	001051	RECONCILED:02/29/2016		87.31
084619	W	02/10/2016	BRAD YOUNG DBA LOCKSMITH SHOP	001241	RECONCILED:02/29/2016		436.40
084621	W	02/10/2016	OHIO EDISON COMPANY	001411	RECONCILED:02/29/2016		1,123.09
084622	W	02/10/2016	OHIO ACTE	001414	RECONCILED:02/29/2016		160.00
084623	W	02/10/2016	OAK HALL INDUSTRIES, L.P.	001428	RECONCILED:02/29/2016		572.76
084624	W	02/10/2016	RENWICK, WELSH, & BURTON LLC	001626	RECONCILED:02/29/2016		500.00
084625	W	02/10/2016	RICHLAND COUNTY JUVENILE COURT	001669	RECONCILED:02/29/2016		186.34
084626	W	02/10/2016	RACHEL WIXEY & ASSOCIATES	001673	RECONCILED:02/29/2016		3,743.20
084627	W	02/10/2016	ROBOTICS EDUCATION AND COMPETITION FOUNDATION	001687	RECONCILED:02/29/2016		450.00
084628	W	02/10/2016	SNYDER BROTHERS	001720	RECONCILED:02/29/2016		55.98
084629	W	02/10/2016	STANTON'S SHEET MUSIC INC	001725	RECONCILED:02/29/2016		268.60
084630	W	02/10/2016	SPORT-N-SHOES	001756	RECONCILED:02/29/2016		320.00
084631	W	02/10/2016	STAKE'S IGA	001786	RECONCILED:02/29/2016		481.62
084632	W	02/10/2016	TIME WARNER CABLE ATTN: HOWARD CLENDENIN	001857	RECONCILED:02/29/2016		109.99
084633	W	02/10/2016	MOHICAN YOUTH ACADEMY	001874	RECONCILED:02/29/2016		11,088.00
084634	W	02/10/2016	TRI COUNTY E S C	001879	RECONCILED:02/29/2016		70,142.56
084635	W	02/10/2016	VASU COMMUNICATIONS INC	001966	RECONCILED:02/29/2016		15.10
084636	W	02/10/2016	WEST HOLMES HIGH SCHOOL ATTN ATHLETIC DIRECTOR	002046	RECONCILED:02/29/2016		250.00
084637	W	02/10/2016	ZINCKS OUTLET	002107	RECONCILED:02/29/2016		485.47
084638	W	02/10/2016	LAVELLE WILLIAMS	003018	RECONCILED:02/29/2016		57.00
084639	W	02/10/2016	MICHAEL HEALY	003039	RECONCILED:02/29/2016		80.00
084640	W	02/10/2016	CHARLES SCOTT	003052	RECONCILED:02/29/2016		57.00
084641	W	02/10/2016	TY MEYER	003056	RECONCILED:02/29/2016		40.00
084642	W	02/10/2016	DAVID SHRADER	003066	RECONCILED:02/29/2016		40.00
084643	W	02/10/2016	DAVID HACKEDORN	003069	RECONCILED:02/29/2016		57.00
084644	W	02/10/2016	DARREN GEISER	003082			40.00
084645	W	02/10/2016	TYLER SCOTT	003123			100.00
084646	W	02/10/2016	EDWARD FAVERS	003134	RECONCILED:02/29/2016		45.00
084647	W	02/10/2016	DUANE CAMPBELL	003362	RECONCILED:02/29/2016		57.00
084648	W	02/10/2016	MARK VAN HOUTEN	003373			40.00
084649	W	02/10/2016	JEFFERY ALLISON	003609			57.00
084650	W	02/10/2016	DAVID MACK	003677	RECONCILED:02/29/2016		57.00
084651	W	02/10/2016	STEVE FURLONG	003714	RECONCILED:02/29/2016		100.00
084652	W	02/10/2016	KAY KICK	004485	RECONCILED:02/29/2016		50.00
084653	W	02/10/2016	CINDY PRIBBLE	004611	RECONCILED:02/29/2016		25.00
084654	W	02/10/2016	JULIE SEBOE	005039	RECONCILED:02/29/2016		238.37
084655	W	02/10/2016	CHRISSIE BUTTS	005070	RECONCILED:02/29/2016		77.61
084656	W	02/10/2016	SCHOOL EMPLOYEES RET. SYSTEM	009046	RECONCILED:02/29/2016		2,094.40

Date: 03/01/2016
Time: 1:49 pm

LOUDONVILLE-PERRYSVILLE EX VI
SORT BY CHECK NUMBER
CHECK DATES BETWEEN 02/01/2016 AND 02/29/2016
WARRANT, REFUND, MEMO CHECKS

Page: 3
(CHEKPY)

CHECK	TYPE	DATE	VENDOR	VENDOR	STATUS/DATE	BANK CODE	CHECK AMOUNT
084657	W	02/10/2016	ASCD	010206	RECONCILED:02/29/2016		239.00
084658	W	02/10/2016	CHARTWELLS COMPASS GROUP USA	010467	RECONCILED:02/29/2016		41,749.54
084659	W	02/10/2016	CAMPUS BOOKSTORE #196 NORTH CENTRAL STATE COLLEGE	010479	RECONCILED:02/29/2016		47.25
084660	W	02/10/2016	HERFF JONES MEDALS/AWARDS DIVISION	010914	RECONCILED:02/29/2016		55.55
084661	W	02/10/2016	SCREEN SURGEONS	017111	RECONCILED:02/29/2016		260.00
084662	B	02/17/2016	BROCK WEISER M/M JOSH WEISER	004021			15.43
084663	W	02/18/2016	STEVE SMITH	000013			46.26
084664	W	02/18/2016	BRENT ALLERDING	000025	RECONCILED:02/29/2016		48.97
084665	W	02/18/2016	TRACI COOPER	000098	RECONCILED:02/29/2016		45.79
084666	W	02/18/2016	APPLE INC ATTN: EDUCATION SALES SUPPORT	000223	RECONCILED:02/29/2016		4,369.00
084667	W	02/18/2016	ASHLAND UNIVERSITY	000269	RECONCILED:02/29/2016		172.00
084668	W	02/18/2016	BROOKSIDE HIGH SCHOOL ATTN: KEVIN LANDIS	000300			150.00
084669	W	02/18/2016	BASA	000362	RECONCILED:02/29/2016		99.00
084670	W	02/18/2016	DEMCO INC	000501	RECONCILED:02/29/2016		1,282.99
084671	W	02/18/2016	DESIGN SCIENCE INC	000565	RECONCILED:02/29/2016		115.45
084672	W	02/18/2016	DOMINION EAST OHIO	000600	RECONCILED:02/29/2016		2,230.37
084673	W	02/18/2016	EJ THERAPY SERVICES	000618	RECONCILED:02/29/2016		5,599.02
084674	W	02/18/2016	FORTRESS SOFTWARE	000717			268.00
084675	W	02/18/2016	FOLLETT SCHOOL SOLUTIONS INC	000748			84.23
084676	W	02/18/2016	HILLSDALE LOCAL SCHOOL DIST.	000919			8,250.00
084677	W	02/18/2016	HARRIS SEEDS	000925	RECONCILED:02/29/2016		201.71
084678	W	02/18/2016	QWEST- LCI CUSTOMER SERVICE	001227	RECONCILED:02/29/2016		69.69
084679	W	02/18/2016	MT BUSINESS TECHNOLOGIES INC 1150 NAT'L PKWY	001311	RECONCILED:02/29/2016		45.11
084680	W	02/18/2016	OHIO EDISON COMPANY	001411	RECONCILED:02/29/2016		6,226.94
084681	W	02/18/2016	OHIO SCHOOL BOARDS ASSOC	001413	RECONCILED:02/29/2016		172.00
084682	W	02/18/2016	OCTELA SPRING CONFERENCE	001425	RECONCILED:02/29/2016		95.00
084683	W	02/18/2016	OACTE-CBI ATTN: AMY NICOL-WAGNER	001451			140.00
084684	W	02/18/2016	PURELAND SUPPLY	001563	RECONCILED:02/29/2016		335.35
084685	W	02/18/2016	VILLAGE OF LOUDONVILLE	001923	RECONCILED:02/29/2016		1,110.85
084686	W	02/18/2016	VAR RESOURCES INC	001948	RECONCILED:02/29/2016		1,111.33
084687	W	02/18/2016	VEX ROBOTICS	001952	RECONCILED:02/29/2016		62.72
084688	W	02/18/2016	VAR RESOURCES INC	001953	RECONCILED:02/29/2016		455.32
084689	W	02/18/2016	WAGEWORKS INC	002083	RECONCILED:02/29/2016		191.26
084690	W	02/18/2016	JEFF BURTON	003004	RECONCILED:02/29/2016		97.00
084691	W	02/18/2016	MICHAEL HEALY	003039	RECONCILED:02/29/2016		97.00
084692	W	02/18/2016	CHARLES SCOTT	003052			57.00
084693	W	02/18/2016	DARREN GEISER	003082			40.00
084694	W	02/18/2016	JOHN GROVE	003193	RECONCILED:02/29/2016		80.00
084695	W	02/18/2016	ARTHUR VARGA	003199	RECONCILED:02/29/2016		57.00
084696	W	02/18/2016	JAMES CHAMBERLAIN	003286	RECONCILED:02/29/2016		40.00
084697	W	02/18/2016	DAVID EIGHINGER	003449	RECONCILED:02/29/2016		57.00
084698	W	02/18/2016	JEFFERY ALLISON	003609			57.00

Date: 03/01/2016
Time: 1:49 pm

LOUDONVILLE-PERRYSVILLE EX VI
SORT BY CHECK NUMBER
CHECK DATES BETWEEN 02/01/2016 AND 02/29/2016
WARRANT, REFUND, MEMO CHECKS

Page: 4
(CHEKPY)

CHECK	TYPE	DATE	VENDOR	VENDOR	STATUS/DATE	BANK CODE	CHECK AMOUNT
084699	W	02/18/2016	GARY SMITH	003619	RECONCILED:02/29/2016		57.00
084700	W	02/18/2016	DAVID MACK	003677	RECONCILED:02/29/2016		57.00
084701	W	02/18/2016	KIRBY KISER	003679	RECONCILED:02/29/2016		57.00
084702	W	02/18/2016	JEFF FRANKFORD	005046	RECONCILED:02/29/2016		99.66
084703	W	02/18/2016	MARY L DAVIS	005094			30.46
084704	W	02/18/2016	LISA GONZALEZ	005096	RECONCILED:02/29/2016		137.16
084705	W	02/18/2016	MOHICAN REHABILITATION SERVICE	013071	RECONCILED:02/29/2016		1,112.50
084706	W	02/18/2016	PITNEY BOWES GLOBAL FINANCIAL SERVICES	015002	RECONCILED:02/29/2016		318.00
084707	W	02/18/2016	SCREEN SURGEONS	017111	RECONCILED:02/29/2016		260.00
084708	W	02/24/2016	BRENT ALLERDING	000025			30.24
084709	W	02/24/2016	TAYLOR THOMAS	000041	RECONCILED:02/29/2016		13.50
084710	W	02/24/2016	JENNIFER VAUGHAN	000095	RECONCILED:02/29/2016		21.60
084711	W	02/24/2016	TREVA M PURDY	000136			29.70
084712	W	02/24/2016	AMERICAN SOLUTIONS FOR BUSINESS	000255			290.40
084713	W	02/24/2016	BFG SUPPLY CO	000334	RECONCILED:02/29/2016		841.11
084714	W	02/24/2016	DOUBLETREE HOTEL CLEVELAND STH	000512	RECONCILED:02/29/2016		699.85
084715	W	02/24/2016	DESSENBERG CONTRACTING SCOT DESSENBERG	000570			600.00
084716	W	02/24/2016	FRIENDLY WHOLESALE	000738			547.45
084717	W	02/24/2016	GOVCONNECTION	000817			1,218.15
084718	W	02/24/2016	GRAINGER	000897	RECONCILED:02/29/2016		340.20
084719	W	02/24/2016	JW PEPPER	001065			27.98
084720	W	02/24/2016	KONICA MINOLTA PREMIER FINANCE	001153			757.49
084721	W	02/24/2016	LOUDONVILLE AGRICULTURAL SOC. JILL ADAMS	001289	RECONCILED:02/29/2016		30.00
084722	W	02/24/2016	MVD SPORTS & SPECIALTIES	001364			337.00
084723	W	02/24/2016	OASSA	001475			165.00
084724	W	02/24/2016	RUMPKE CONSOLIDATED CO	001608			1,152.65
084725	W	02/24/2016	SPORT-N-SHOES	001756	RECONCILED:02/29/2016		1,098.00
084726	W	02/24/2016	SAFE HARBOR SECURITY INC	001761			264.00
084727	W	02/24/2016	SMETZ'S TIRE CENTER	001777			2,772.42
084728	W	02/24/2016	US BANK OFFICE EQUIPMENT FINANCE SERV	001912			1,085.88
084729	W	02/24/2016	VEX ROBOTICS	001952			149.46
084730	W	02/24/2016	VERIZON WIRELESS	001974			80.89
084731	W	02/24/2016	WATSON'S VACUUM BRENT WATSON	002013			202.85
084732	W	02/24/2016	MICHAEL HEALY	003039	RECONCILED:02/29/2016		40.00
084733	W	02/24/2016	BRIAN MUNSEY	003127	RECONCILED:02/29/2016		57.00
084734	W	02/24/2016	BRIAN CHISNELL	003166			57.00
084735	W	02/24/2016	ARTHUR VARGA	003199			57.00
084736	W	02/24/2016	JAMES CHAMBERLAIN	003286			40.00
084737	W	02/24/2016	LESLIE KAMENIK	005002	RECONCILED:02/29/2016		89.00
084738	W	02/24/2016	JENNIFER SMELTZER	005082	RECONCILED:02/29/2016		27.54
084739	W	02/24/2016	ASHLAND CO TREASURER	010229			456.00
084740	W	02/24/2016	CENTRAL OHIO MAT CO	010451	RECONCILED:02/29/2016		412.39
084741	W	02/24/2016	MINDWARE	013078			61.78
084742	W	02/24/2016	PERSONNEL CONCEPTS	015005			751.77
084743	W	02/24/2016	SHERWIN-WILLIAMS COMPANY	017028			176.82
084744	W	02/24/2016	SCHOLASTIC PROFESSIONAL BOOKS	017074			45.33

Date: 03/01/2016
 Time: 1:49 pm

LOUDONVILLE-PERRYSVILLE EX VI
 SORT BY CHECK NUMBER
 CHECK DATES BETWEEN 02/01/2016 AND 02/29/2016
 WARRANT, REFUND, MEMO CHECKS

Page: 5
 (CHEKPY)

CHECK	TYPE	DATE	VENDOR	VENDOR	STATUS/DATE	BANK CODE	CHECK AMOUNT
084745	W	02/25/2016	TEXAS LIFE INSURANCE	001873			15.60
084746	W	02/25/2016	SCHOOL EMPLOYEES RET. SYSTEM	009046			783.32
084747	W	02/25/2016	AMERICAN FIDELITY - LIFE - BD	009060			102.23
084748	W	02/25/2016	AMERICAN FIDELITY - CRITICAL	009063			54.16
084749	W	02/25/2016	AMERICAN FIDELITY-ACCIDENT-BD	009095			158.32
084750	W	02/25/2016	AMERICAN FIDELITY-DISABILITY	009096			671.44
084751	W	02/25/2016	AMERICAN FIDELITY-CANCER-BD.	009099			295.02
084752	W	02/25/2016	METROPOLITAN EDUCATIONAL COUNCIL	013007			554.51
084753	W	02/29/2016	ASHLAND CO HEALTH DEPT	000246			937.50
905298	M	02/04/2016	S.T.R.S.	900009			3,335.01
905299	M	02/04/2016	NATIONAL CITY BANK	900027			3,557.92
905300	M	02/09/2016	OHIO DEPT OF EDUCATION	900005			35,032.72
905301	M	02/09/2016	STAR2STAR COMMUNICATIONS	900037			391.65
905302	M	02/09/2016	BUREAU OF WORKER'S COMP	900036			24,726.46
905305	M	02/17/2016	LHS JOB SKILLS C/O CRYSTAL ASHBY	900038			400.00
905306	M	02/18/2016	S.T.R.S.	900009			3,335.01
905307	M	02/18/2016	NATIONAL CITY BANK	900027			3,507.63
905308	M	02/19/2016	L-P BOARD OF EDUCATION	900100			1,666.00
905309	M	02/22/2016	LOUDONVILLE HIGH SCHOOL	900000			32.50
905310	M	02/25/2016	L-P BOARD OF EDUCATION	900100			152,495.75
905311	M	02/25/2016	L-P BOARD OF EDUCATION	900100			6,887.47
905312	M	02/25/2016	L-P BOARD OF EDUCATION	900100			1,474.65
905313	M	02/29/2016	S.T.R.S.	900009			60,560.00
905314	M	02/29/2016	S.E.R.S.	900010			20,190.00
905315	M	02/29/2016	OHIO DEPT OF EDUCATION	900005			38,672.63
905316	M	02/29/2016	MEDICAL MUTUAL OF OHIO	900103			48,536.74
905317	M	02/29/2016	MEDICAL MUTUAL OF OHIO	900103			82,855.71
905318	M	02/29/2016	KNOX CO. AUDITOR	900007			2,067.97
V VOIDED CHECKS			0	CHECK TOTALS		0.00	
R RECONCILED CHECKS			137	CHECK TOTALS		186,611.56	
W WARRANT CHECKS			191	CHECK TOTALS		211,763.51	
M MEMO CHECKS			19	CHECK TOTALS		489,725.82	
B REFUND CHECKS			1	CHECK TOTALS		15.43	
I INVESTMENT CHECKS			0	CHECK TOTALS		0.00	
T TRANSFER CHECKS			0	CHECK TOTALS		0.00	
D DISTRIBUTION CHECKS			0	CHECK TOTALS		0.00	
C PAYROLL CHECKS			0	CHECK TOTALS		0.00	
MISSING CHECKS			0				
** TOTAL CHECKS (LESS VOIDED)			211	** TOTAL NET		701,504.76	
*** TOTAL CHECKS WRITTEN			211	*** GRAND TOTALS		701,504.76	

Date: 03/01/2016
Time: 1:44 pm

LOUDONVILLE-PERRYSVILLE EX VI
SORT BY CHECK NUMBER
CHECK DATES BETWEEN 02/01/2016 AND 02/29/2016
ALL CHECKS SELECTED

Page: 1
(CHEKPY)

CHECK	TYPE	DATE	VENDOR	VENDOR	STATUS/DATE	BANK CODE	CHECK AMOUNT
084620	W	02/10/2016	MIDLAND COUNCIL OF GOVERNMENTS TRI-COUNTY COMPUTER SERVICES	001395	RECONCILED:02/29/2016		200.00
V VOIDED CHECKS			0	CHECK TOTALS			0.00
R RECONCILED CHECKS			1	CHECK TOTALS			200.00
W WARRANT CHECKS			1	CHECK TOTALS			200.00
M MEMO CHECKS			0	CHECK TOTALS			0.00
B REFUND CHECKS			0	CHECK TOTALS			0.00
I INVESTMENT CHECKS			0	CHECK TOTALS			0.00
T TRANSFER CHECKS			0	CHECK TOTALS			0.00
D DISTRIBUTION CHECKS			0	CHECK TOTALS			0.00
C PAYROLL CHECKS			0	CHECK TOTALS			0.00
MISSING CHECKS			0				
** TOTAL CHECKS (LESS VOIDED)			1	** TOTAL NET			200.00
*** TOTAL CHECKS WRITTEN			1	*** GRAND TOTALS			200.00