

*Loudonville-Perrysville  
Exempted Village School  
District*



*Financial Reports for the period  
ending January 31, 2017*

*Prepared by Marie Beddow,  
Treasurer/CFO*

**Loudonville-Perrysville Exempted Village School District  
General Account Reconciliation  
January 31, 2017**

<b>Farmers and Savings Bank (.01% Yield)</b>	<b>490,454.76</b>
<b>Total Demand Deposits:</b>	<b>490,454.76</b>
<b>Outstanding Checks:</b>	<b>43,568.92</b>
<b>Bank Balance minus Outstanding:</b>	<b>446,885.84</b>
<b>Total Cash Fund Balance:</b>	<b>4,879,450.24</b>

Investments:

STAR Ohio General Account (.56%)	2,328,915.35
PNC Money Market (.10)	550,082.63
National City Bank Payroll Account	500.00
Fifth Third Mutual Fund (.01%)	309,066.42
Fifth Third Securities CD Due 8/20/2018 (1.75%)	248,000.00
Fifth Third Securities CD Due 2/21/2018 (1.45%)	248,000.00
Fifth Third Securities CD Due 8/20/2018 (1.75%)	248,000.00
Fifth Third Securities CD Due 10/17/2017 (1.50%)	250,000.00
Fifth Third Securities CD Due 2/5/2018 (1.30%)	250,000.00
<b>Total Investments:</b>	<b>4,432,564.40</b>

<b>Total Adjustments:</b>		<b>0.00</b>
---------------------------	--	-------------

<b>Subtotal:</b>		<b>446,885.84</b>
------------------	--	-------------------

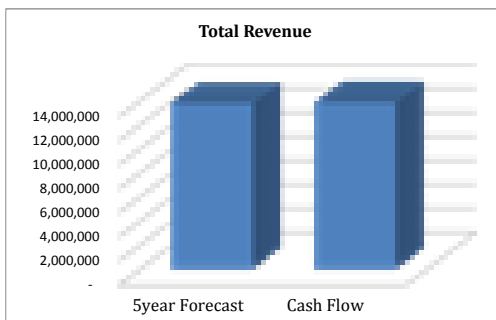
<b>DIFFERENCE:</b>	<b>0.00</b>
--------------------	-------------

Prepared:		
	Initials	Date
Reviewed:		
	Initials	Date

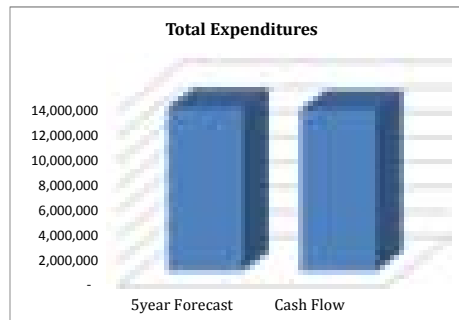
**Five Year Forecast Comparison to Actual Cash Flow**

	Difference	Proj. from Current 5year Forecast 2017	Proj. from Actual/Est. Cash Flow 2017	FYTD <u>Actual</u> Through Month Of: <b>July - January</b>	<u>Estimated for</u> Remaining Months
<b>Revenue:</b>					
1.010 - General Property Tax (Real Estate)	-	4,127,496	4,127,496	1,709,274	2,418,222
1.020 - Public Utility Personal Property	0	875,874	875,874	412,155	463,719
1.030 - Income Tax	(10,743)	1,809,752	1,799,009	1,363,909	435,100
1.035 - Unrestricted Grants-in-Aid	33,770	5,340,483	5,374,253	3,151,797	2,222,456
1.040 - 1.045 - Restricted Grants-in-Aid	(5,374)	186,011	180,637	100,100	80,537
1.050 - Property Tax Allocation	222	686,551	686,773	345,650	341,123
1.060 - All Other Operating Revenues	57,241	680,550	737,791	400,416	337,375
1.070 - Total Revenue	75,116	13,706,717	13,781,833	7,483,301	6,298,532
<b>Other Financing Sources:</b>					
2.070 - Total Other Financing Sources	0	81,927	81,927	54,236	27,691
2.080 - Total Revenues and Other Financing Sources	<b>75,117</b>	<b>13,788,643</b>	<b>13,863,760</b>	7,537,537	6,326,223
<b>Expenditures:</b>					
3.010 - Personnel Services	(70,671)	6,485,700	6,415,029	3,564,977	2,850,052
3.020 - Employees' Retirement/Insurance Benefits	31,617	3,119,039	3,150,656	1,783,296	1,367,360
3.030 - Purchased Services	(10,951)	2,338,618	2,327,667	1,444,272	883,395
3.040 - Supplies and Materials	(60,620)	590,824	530,204	265,583	264,621
3.050 - Capital Outlay	(5,456)	233,175	227,719	204,438	23,281
3.060 - 4.060 - Intergovernmental, Debt & Interest	-	111,202	111,202	96,019	15,183
4.300 - Other Objects	(1,795)	190,639	188,844	99,200	89,644
4.500 - Total Expenditures	(117,876)	13,069,197	12,951,321	7,457,785	5,493,536
<b>Other Financing Uses:</b>					
5.040 - Total Other Financing Uses	-	1,000	1,000	-	1,000
5.050 - Total Expenditures and Other Financing Uses	(117,876)	13,070,197	12,952,321	7,457,785	5,494,536
Excess of Rev & Other Financing Uses Over (Under)					
6.010 - Expenditures and Other Financing Uses	192,992	718,447	911,439	79,752	831,687
7.010 - Cash Balance July 1	(3)	4,310,291	4,310,288		
7.020 - Cash Balance June 30	192,989	5,028,738	5,221,727		

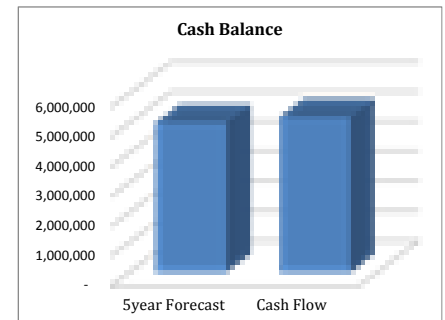
**Projected Differences from 5year Forecast Actuals/Estimates as compared to Cash Flow Actual/Estimates**



Dollar Variance: 75,117  
Percent Variance: 0.54%



Dollar Variance: (117,876)  
Percent Variance: -0.90%



Dollar Variance: 192,989  
Percent Variance: 3.84%

**LOUDONVILLE-PERRYSVILLE EXEMPTED VILLAGE SCHOOL DISTRICT  
GENERAL FUND TWO-YEAR COMPARISON  
January 31, 2017**

This is the % change as of 1.31.17 comparing Actual FY2016 to Actual FY2017

	FY2016		FY2017			
	ACTUAL ANNUAL	FYTD ACTUAL JAN.	PROJECTED ANNUAL	% Diff. ANNUAL	FYTD ACTUAL JAN.	% Diff. JAN.
<b>REVENUES</b>						
General Property (Real Estate)	4,135,904	1,648,339	4,127,496	-0.20%	1,709,274	3.70%
Tangible Personal Property Tax	852,103	393,586	875,874	2.79%	412,155	4.72%
Income Tax	1,774,266	1,351,231	1,809,752	2.00%	1,363,909	0.94%
Unrestricted Grants-in-Aid	5,165,316	3,108,177	5,340,483	3.39%	3,151,797	1.40%
Restricted Grants-in-Aid **	172,498	113,216	186,011	7.83%	100,100	-11.58%
Property Tax Allocation (Homestead/Rollback)	686,646	344,159	686,551	-0.01%	345,650	0.00%
All Other Operating Revenue	668,964	319,829	680,550	1.73%	400,416	25.20%
<b>Total Revenue</b>	<b>13,455,697</b>	<b>7,278,537</b>	<b>13,706,717</b>	<b>1.87%</b>	<b>7,483,301</b>	<b>2.81%</b>
<b>OTHER FINANCING SOURCES</b>						
Operating Transfers-In	3	-	-	-100.00%	-	0.00%
Advances-In	74,569	74,569	53,427	-28.35%	53,427	-28.35%
All Other Financial Sources	25,325	2,669	28,500	12.54%	809	-69.69%
<b>Total Other Financing Sources</b>	<b>99,897</b>	<b>77,238</b>	<b>81,927</b>	<b>-17.99%</b>	<b>54,236</b>	<b>-29.78%</b>
<b>Total Revenues and Other Financing Sources</b>	<b>13,555,594</b>	<b>7,355,775</b>	<b>13,788,644</b>	<b>1.72%</b>	<b>7,537,537</b>	<b>2.47%</b>
<b>EXPENDITURES</b>						
Personal Services	6,155,141	3,482,558	6,485,700	5.37%	3,564,977	2.37%
Employees' Retirement/Insurance Benefits	2,886,545	1,657,981	3,119,039	8.05%	1,783,296	7.56%
Purchased Services	2,141,452	1,324,217	2,338,618	9.21%	1,444,272	9.07%
Supplies and Materials	429,101	284,450	590,824	37.69%	265,583	-6.63%
Capital Outlay	542,333	471,023	233,175	-57.01%	204,438	-56.60%
Other Objects	275,208	167,453	301,841	9.68%	195,219	16.58%
<b>Total Expenditures</b>	<b>12,429,780</b>	<b>7,387,682</b>	<b>13,069,197</b>	<b>5.14%</b>	<b>7,457,785</b>	<b>0.95%</b>
<b>OTHER FINANCING USES</b>						
Operational Transfers - Out	-	-	-	-	-	0.00%
Advances - Out	53,427	-	1,000	-98.13%	-	0.00%
All Other Financing Uses	-	-	-	-	-	0.00%
<b>Total Other Financing Uses</b>	<b>53,427</b>	<b>-</b>	<b>1,000</b>	<b>-98.13%</b>	<b>-</b>	<b>0.00%</b>
<b>Total Expenditures and Other Financing Uses</b>	<b>12,483,207</b>	<b>7,387,682</b>	<b>13,070,197</b>	<b>4.70%</b>	<b>7,457,785</b>	<b>0.95%</b>
Excess Rev. & Other Fin. Sources Over (Under) Exp.	1,072,387	(31,907)	718,447	-33.00%	79,752	-349.95%
Beginning Cash Balance	3,237,908	3,237,908	4,310,291	33.12%	4,310,291	33.12%
Ending Cash Balance	\$ 4,310,295	\$ 3,206,001	\$ 5,028,738	16.67%	\$ 4,390,043	36.93%
Outstanding Encumbrances	195,982	873,187	-	-100.00%	663,302	-24.04%
<b>Ending Unencumbered Cash Balance</b>	<b>\$ 4,114,313</b>	<b>\$ 2,332,814</b>	<b>\$ 5,028,738</b>	<b>22.23%</b>	<b>\$ 3,726,741</b>	<b>59.75%</b>

Date: 02/06/2017  
 Time: 11:05 am

LOUDONVILLE-PERRYSVILLE EX VI  
 Financial Report by Fund/Fund/SCC

Page: 1  
 (FINSUM)

Fund #	Fund Description	FYTD Receipts	MTD Expenditures	FYTD Expenditures	Current Fund Balance	Current Encumbrances	Unencumbered Fund Balance	Bank Code
001 0000	GENERAL							
	4,310,291.39	894,197.99	7,537,534.88	946,077.90	7,457,783.69	4,390,042.58	663,302.39	3,726,740.19
	TOTAL FOR Fund 001 - GENERAL:							
	4,310,291.39	894,197.99	7,537,534.88	946,077.90	7,457,783.69	4,390,042.58	663,302.39	3,726,740.19
003 0000	PERMANENT IMPROVEMENT							
	199,649.50	0.00	111,636.59	9,537.50	179,141.25	132,144.84	41,365.75	90,779.09
	TOTAL FOR Fund 003 - PERMANENT IMPROVEMENT:							
	199,649.50	0.00	111,636.59	9,537.50	179,141.25	132,144.84	41,365.75	90,779.09
006 0000	FOOD SERVICES							
	0.00	47,329.29	220,174.47	24,202.31	305,307.35	85,132.88-	110,586.33	195,719.21-
	TOTAL FOR Fund 006 - FOOD SERVICE:							
	0.00	47,329.29	220,174.47	24,202.31	305,307.35	85,132.88-	110,586.33	195,719.21-
007 9001	YOUNG TRUST							
	6,285.04	0.00	0.00	0.00	1,345.60	4,939.44	0.00	4,939.44
007 9002	HUGO H. & MABEL B. YOUNG O/S CITIZEN SCHOLAR.							
	750.00	0.00	20,000.00	0.00	20,000.00	750.00	0.00	750.00
007 9004	MILESTONE BENEFITS - STUDENT SCHOLARSHIP FUND							
	3,000.00	0.00	0.00	500.00	1,500.00	1,500.00	1,500.00	0.00
007 9007	HEATHER DERRENBERGER SCHOLARSHIP-LONG LAKE, IN							
	500.00	0.00	500.00	0.00	1,000.00	0.00	0.00	0.00
007 9008	YEAGER SCHOLARSHIP - SPECIAL TRUST							
	1,000.00	0.00	0.00	0.00	1,000.00	0.00	0.00	0.00
007 9010	PEPSI SCHOLARSHIP							
	2,314.00	0.00	0.00	0.00	0.00	2,314.00	1,500.00	814.00
007 9014	FRATERNAL ORDER OF EAGLES SCHOLARSHIP							
	6,250.00	0.00	0.00	500.00	1,500.00	4,750.00	2,750.00	2,000.00
007 9813	C.E. BUDD TEACHER'S LOUNGE							
	421.30	20.00	142.00	35.00	110.00	453.30	0.00	453.30
007 9814	TEACHERS STUDY LOUNGE-HIGH SCHOOL							
	228.75	50.11	209.63	42.97	66.86	371.52	1,333.14	961.62-
007 9815	PJHS FACULTY LOUNGE FUND							
	13.44	0.00	0.00	0.00	0.00	13.44	0.00	13.44

\*\*\* NOTE!! ONLY ACTIVE ACCOUNTS HAVE BEEN SELECTED, TOTALS MAY EXCLUDE AMOUNTS THAT ARE RELATED TO INACTIVE ACCOUNTS.

Date: 02/06/2017  
 Time: 11:05 am

LOUDONVILLE-PERRYSVILLE EX VI  
 Financial Report by Fund/Fund/SCC

Page: 2  
 (FINSUM)

Fund #	Fund Description	FYTD Receipts	MTD Expenditures	FYTD Expenditures	Current Fund Balance	Current Encumbrances	Unencumbered Fund Balance	Bank Code
007	9816 UNCLAIMED FUNDS (STALE-DATED CHECKS)							
	3,942.74	0.00	0.00	0.00	3,942.74	0.00	3,942.74	
	TOTAL FOR Fund 007 - SPECIAL TRUST:							
	24,705.27	70.11	20,851.63	1,077.97	26,522.46	19,034.44	7,083.14	11,951.30
009	0000 UNIFORM SUPPLIES							
	0.00	67.70	310.05	0.00	2,922.57	2,612.52-	0.00	2,612.52-
	TOTAL FOR Fund 009 - UNIFORM SCHOOL SUPPLIES:							
	0.00	67.70	310.05	0.00	2,922.57	2,612.52-	0.00	2,612.52-
014	9021 MOHICAN YOUTH ACADEMY							
	64,560.68	58,585.86	268,171.43	70,217.02	512,697.38	179,965.27-	413,176.66	593,141.93-
	TOTAL FOR Fund 014 - ROTARY-INTERNAL SERVICES:							
	64,560.68	58,585.86	268,171.43	70,217.02	512,697.38	179,965.27-	413,176.66	593,141.93-
018	9801 PUBLIC SCHOOL SUPPORT FUND-PERRYSVILLE							
	8,132.72	0.00	99.25	311.25-	609.38	7,622.59	3,601.79	4,020.80
018	9802 PUBLIC SCHOOL SUPPORT FUND-MCMULLEN							
	16,868.57	21.00	5,161.53	137.39	618.88	21,411.22	336.89	21,074.33
018	9803 PUBLIC SCHOOL SUPPORT FUND-BUDD							
	2,758.84	214.26	775.68	0.00	490.40	3,044.12	1,918.75	1,125.37
018	9804 PUBLIC SCHOOL SUPPORT FUND-HIGH SCHOOL							
	5,026.81	0.00	2,206.50	161.69-	840.31	6,393.00	1,907.69	4,485.31
	TOTAL FOR Fund 018 - PUBLIC SCHOOL SUPPORT:							
	32,786.94	235.26	8,242.96	335.55-	2,558.97	38,470.93	7,765.12	30,705.81
019	9203 FIRST PRESBYTERIAN CHURCH: SCHOOL SUPPLIES							
	2,087.20	0.00	0.00	0.00	55.56	2,031.64	0.00	2,031.64
019	9401 HUGO & MABEL YOUNG FOUNDATION: IB SCHOOL FEES							
	800.00	0.00	0.00	0.00	0.00	800.00	0.00	800.00
019	9507 CHANBER OF COMMERCE: STUDENT NEEDS							
	150.00	0.00	0.00	0.00	0.00	150.00	0.00	150.00
019	9508 MOHICAN AREA COMMUNITY FUND: EXTRA CURRICULAR							
	1,844.00	0.00	1,500.00	163.90	243.90	3,100.10	0.00	3,100.10
019	9509 YOUNG FOUNDATION GRANT: ROBOTICS LAB							
	189.66	0.00	0.00	0.00	90.54	99.12	0.00	99.12

\*\*\* NOTE!! ONLY ACTIVE ACCOUNTS HAVE BEEN SELECTED, TOTALS MAY EXCLUDE AMOUNTS THAT ARE RELATED TO INACTIVE ACCOUNTS.

Date: 02/06/2017  
 Time: 11:05 am

LOUDONVILLE-PERRYSVILLE EX VI  
 Financial Report by Fund/Fund/SCC

Fund #	Fund Description	FYTD Receipts	MTD Expenditures	FYTD Expenditures	Current Fund Balance	Current Encumbrances	Unencumbered Fund Balance	Bank Code	
019 9602	ACCF GRANT: ASHBY LHS	846.40	0.00	608.86	237.54	256.99	19.45-		
019 9604	FIRST ENERGY GRANT: GRIBBLE	72.93	0.00	0.00	72.93	0.00	72.93		
019 9605	KNIGHTS OF COLUMBUS: COATS FOR KIDS LHS	235.83	0.00	0.00	235.83	0.00	235.83		
019 9606	YOUNG FOUNDATION: STEM PROGRAM	3,472.49	0.00	3,462.74	9.75	0.00	9.75		
019 9701	MARTHA HOLDEN JENNINGS: CATES GRANT	0.00	2,740.00	2,733.10	6.90	0.00	6.90		
019 9702	L-P ENDOWMENT FUND	7,681.00	10,345.00	15,105.29	2,920.71	2,590.00	330.71		
019 9703	ACCF GRANT: CARNEGIE	0.00	750.00	0.00	750.00	750.00	0.00		
019 9704	PLAN FOR RESPONSIBLE CITIZENSHIP GRANT	0.00	5,446.80	90.38	5,356.42	43.50	5,312.92		
019 9714	CHILDREN'S HUNGER ALLIANCE FY08	553.24	0.00	0.00	553.24	0.00	553.24		
	TOTAL FOR Fund 019 - OTHER GRANT:	17,932.75	20,781.80	22,390.37	16,324.18	3,640.49	12,683.69		
022 9501	OHSAA TOURNAMENT GAME	0.00	2,464.00	2,357.44	106.56	0.00	106.56		
	TOTAL FOR Fund 022 - DISTRICT AGENCY:	0.00	2,464.00	2,357.44	106.56	0.00	106.56		
024 0000	EMPLOYEE HEALTH BENEFITS - SELF-INSURANCE	655,489.41	216,012.80	1,323,975.98	227,701.30	1,418,190.49	561,274.90	1,652.58	559,622.32
	TOTAL FOR Fund 024 - EMPLOYEE BENEFITS SELF INS.:	655,489.41	216,012.80	1,323,975.98	227,701.30	1,418,190.49	561,274.90	1,652.58	559,622.32
031 0000	UNDERGROUND STORAGE TANK FUND (BUSTR)	11,000.00	0.00	0.00	0.00	11,000.00	0.00	11,000.00	
	TOTAL FOR Fund 031 - UNDERGROUND STORAGE TANK FUND	11,000.00	0.00	0.00	0.00	11,000.00	0.00	11,000.00	

\*\*\* NOTE!! ONLY ACTIVE ACCOUNTS HAVE BEEN SELECTED, TOTALS MAY EXCLUDE AMOUNTS THAT ARE RELATED TO INACTIVE ACCOUNTS.

Date: 02/06/2017  
 Time: 11:05 am

LOUDONVILLE-PERRYSVILLE EX VI  
 Financial Report by Fund/Fund/SCC

Page: 4  
 (FINSUM)

Fund #	Fund Description	FYTD Receipts	MTD Expenditures	FYTD Expenditures	Current Fund Balance	Current Encumbrances	Unencumbered Fund Balance	Bank Code
200 921A	FOREIGN LANGUAGE CLUB 423.99	0.00	0.00	0.00	423.99	0.00	423.99	
200 932A	F.C.C.L.A. (F.H.A.) 3,526.97	0.00	0.00	1,828.63	1,698.34	849.55	848.79	
200 933A	F.F.A. 713.68	83.00	6,914.92	1,760.78	8,925.81	1,297.21-	17,042.09	18,339.30-
200 943A	DANCE TEAM 259.05	0.00	621.00	0.00	880.05	866.11	13.94	
200 961A	STUDENT COUNCIL 222.29	0.00	0.00	0.00	222.29	0.00	222.29	
200 961B	JR. HIGH STUDENT COUNCIL-PERRYSVILLE 432.65	0.00	269.00	0.00	318.73	382.92	0.00	382.92
200 962A	ACADEMIC CHALLENGE 24.32	0.00	400.00	112.60	408.28	16.04	0.00	16.04
200 965A	T.I. (TEEN INSTITUTE) 126.73	0.00	0.00	0.00	126.73	0.00	126.73	
200 966A	COUNCIL FOR EXCEPTIONAL CHILDREN-C.E.C. CLUB 839.96	0.00	845.50	0.00	64.80	1,620.66	0.00	1,620.66
200 967K	CLASS OF 2016 2,173.00	0.00	7.00	0.00	2,180.00	0.00	0.00	0.00
200 967L	CLASS OF 2017 1,106.00	42.00	921.00	0.00	233.00	1,794.00	2,079.00	285.00-
200 967M	CLASS OF 2018 644.60	14.00	200.00	0.00	39.92	804.68	0.00	804.68
200 967N	CLASS OF 2019 266.00	14.00	168.00	0.00	0.00	434.00	0.00	434.00
200 967O	CLASS OF 2020 0.00	21.00	216.00	0.00	0.00	216.00	0.00	216.00
200 969A	REDBIRD 410.16	0.00	40.00	28.50	28.50	421.66	171.50	250.16
200 971A	HONOR SOCIETY 212.96	0.00	2,207.00	303.75	1,932.09	487.87	0.00	487.87

\*\*\* NOTE!! ONLY ACTIVE ACCOUNTS HAVE BEEN SELECTED, TOTALS MAY EXCLUDE AMOUNTS THAT ARE RELATED TO INACTIVE ACCOUNTS.



Date: 02/06/2017  
 Time: 11:05 am

LOUDONVILLE-PERRYSVILLE EX VI  
 Financial Report by Fund/Fund/SCC

Page: 5  
 (FINSUM)

Fund #	Fund Description	FYTD Receipts	MTD Expenditures	FYTD Expenditures	Current Fund Balance	Current Encumbrances	Unencumbered Fund Balance	Bank Code	
200 973A	LEO CLUB 762.73	115.00	1,601.00	130.52	1,493.01	870.72	260.00	610.72	
200 974A	SKI CLUB 464.50	0.00	0.00	0.00	0.00	464.50	0.00	464.50	
200 975A	JOB SKILLS GROUP LHS 574.65	43.08	654.45	0.00	71.84	1,157.26	0.00	1,157.26	
200 976A	LHS PROM FUND 1,575.39	0.00	0.00	0.00	52.48	1,522.91	231.00	1,291.91	
200 977A	LHS ROBOTICS TEAM FUND 0.00	75.00	1,075.00	180.00	244.00	831.00	0.00	831.00	
TOTAL FOR Fund 200 - STUDENT MANAGED ACTIVITY:		14,759.63	407.08	16,139.87	2,516.15	17,821.09	13,078.41	21,499.25	8,420.84-
300 913A	DRAMA CLUB 5,965.70	0.00	937.00	0.00	681.35	6,221.35	0.00	6,221.35	
300 940A	MUSIC DEPARTMENT 9,222.26	0.00	110.00	2,625.00	3,025.00	6,307.26	1,275.00	5,032.26	
300 950A	ATHLETIC FUND - HIGH SCHOOL 15,532.58	7,230.90	68,414.99	9,013.46	75,015.62	8,931.95	31,898.73	22,966.78-	
300 950B	ATHLETIC FUND - PERRYSVILLE JUNIOR HIGH 6,804.87	3,656.00	10,728.00	2,145.85	8,714.62	8,818.25	5,834.74	2,983.51	
300 968A	YEARBOOK FUND HIGH SCHOOL 1,519.16	0.00	315.00	0.00	2,106.91	272.75-	0.00	272.75-	
TOTAL FOR Fund 300 - DISTRICT MANAGED ACTIVITY:		39,044.57	10,886.90	80,504.99	13,784.31	89,543.50	30,006.06	39,008.47	9,002.41-
451 9117	ONENET PUBLIC COMMUNICATIONS SUBSIDY - FY17 0.00	0.00	3,600.00	0.00	0.00	3,600.00	0.00	3,600.00	
TOTAL FOR Fund 451 - DATA COMMUNICATION FUND:		0.00	0.00	3,600.00	0.00	0.00	3,600.00	0.00	3,600.00
461 9116	HSTW GRANT FY2016 0.00	0.00	1,509.24	0.00	1,509.24	0.00	0.00	0.00	
461 9117	HSTW GRANT FY2017 0.00	1,204.06	5,400.00	0.00	5,576.90	176.90-	198.96	375.86-	

\*\*\* NOTE!! ONLY ACTIVE ACCOUNTS HAVE BEEN SELECTED, TOTALS MAY EXCLUDE AMOUNTS THAT ARE RELATED TO INACTIVE ACCOUNTS.

Fund #	Fund Description	FYTD	MTD	FYTD	Current	Current	Unencumbered	Bank
Begin	MTD	Receipts	Expenditures	Expenditures	Fund	Encumbrances	Fund	Balance
Balance	Receipts				Balance		Balance	Code
	TOTAL FOR Fund 461 - VOCATIONAL EDUC. ENHANCEMENTS							
0.00	1,204.06	6,909.24	0.00	7,086.14	176.90-	198.96	375.86-	
466 9117	STRAIGHT A GRANT NORTHWESTERN							
0.00	0.00	881.88	7,878.94	10,066.03	9,184.15-	2,526.46	11,710.61-	
	TOTAL FOR Fund 466 - STRAIGHT A FUND:							
0.00	0.00	881.88	7,878.94	10,066.03	9,184.15-	2,526.46	11,710.61-	
516 9116	IDEA-B SPECIAL EDUCATION FY2016							
11,878.46-	0.00	47,356.07	0.00	35,477.61	0.00	0.00	0.00	
516 9117	IDEA-B SPECIAL EDUCATION FY2017							
0.00	18,836.15	83,312.91	19,390.35	102,703.26	19,390.35-	0.00	19,390.35-	
	TOTAL FOR Fund 516 - IDEA PART B GRANTS:							
11,878.46-	18,836.15	130,668.98	19,390.35	138,180.87	19,390.35-	0.00	19,390.35-	
536 9116	TITLE I SCHOOL IMPROVEMENT GRANT FY16							
0.00	0.00	3,752.69	0.00	3,752.69	0.00	0.00	0.00	
	TOTAL FOR Fund 536 - TITLE I SCHOOL IMPROVEMENT A:							
0.00	0.00	3,752.69	0.00	3,752.69	0.00	0.00	0.00	
572 9116	TITLE I: FY16							
17,387.90-	0.00	83,064.04	0.00	65,676.14	0.00	0.00	0.00	
572 9117	TITLE I: FY17							
0.00	25,465.44	112,708.59	26,131.36	138,839.95	26,131.36-	0.00	26,131.36-	
572 9216	TITLE I - D MYA FY16							
0.00	0.00	18,335.64	0.00	18,335.64	0.00	0.00	0.00	
572 9217	TITLE I - D MYA FY17							
0.00	9,540.94	36,821.87	9,943.57	46,765.44	9,943.57-	71,259.17	81,202.74-	
	TOTAL FOR Fund 572 - TITLE I DISADVANTAGED CHILDRE							
17,387.90-	35,006.38	250,930.14	36,074.93	269,617.17	36,074.93-	71,259.17	107,334.10-	
590 9116	TITLE II-A: IMPROVING TEACH. QUALITY - FY16							
1,705.01-	0.00	7,781.09	0.00	6,076.08	0.00	0.00	0.00	
590 9117	TITLE II-A: IMPROVING TEACH. QUALITY - FY17							
0.00	3,095.66	13,927.77	3,095.66	17,023.43	3,095.66-	0.00	3,095.66-	
	TOTAL FOR Fund 590 - IMPROVING TEACHER QUALITY:							
1,705.01-	3,095.66	21,708.86	3,095.66	23,099.51	3,095.66-	0.00	3,095.66-	

\*\*\* NOTE!! ONLY ACTIVE ACCOUNTS HAVE BEEN SELECTED, TOTALS MAY EXCLUDE AMOUNTS THAT ARE RELATED TO INACTIVE ACCOUNTS.

Date: 02/06/2017  
Time: 11:05 am

LOUDONVILLE-PERRYSVILLE EX VI  
Financial Report by Fund/Fund/SCC

Page: 7  
(FINSUM)

Fund #	Fund Description	FYTD	MTD	FYTD	Current	Current	Unencumbered	Bank
Begin Balance	MTD Receipts	Receipts	Expenditures	Expenditures	Fund Balance	Encumbrances	Fund Balance	Code
599 9116	TITLE VI-B RURAL & LOW INCOME FY16							
650.76-	0.00	14,530.62	0.00	13,879.86	0.00	0.00	0.00	
	TOTAL FOR Fund 599 - MISCELLANEOUS FED. GRANT FUND							
650.76-	0.00	14,530.62	0.00	13,879.86	0.00	0.00	0.00	
	GRAND TOTALS:							
5,338,598.01	1,285,935.24	10,043,771.06	1,361,473.07	10,502,918.83	4,879,450.24	1,383,064.77	3,496,385.47	

\*\*\* NOTE!! ONLY ACTIVE ACCOUNTS HAVE BEEN SELECTED, TOTALS MAY EXCLUDE AMOUNTS THAT ARE RELATED TO INACTIVE ACCOUNTS.

Date: 02/06/17  
 Time: 11:15 am

LOUDONVILLE-PERRYSVILLE EX VI  
 Revenue Account Summary  
 SORTED BY FUND-SCC

Page: 1  
 (REVSUM)

Account Number FND RCPT SCC SUBJ OU	Description	FYTD Receivable	FYTD Actual Receipts	MTD Actual Receipts	YTD Actual Receipts	FYTD Balance Receivable	FYTD Percent Received
001 1111 0000 000000 000	REAL ESTATE TAX - ASHLAND COUNTY	3,200,870.00	1,326,810.97	0.00	0.00	1,874,059.03	41.45
001 1122 0000 000000 000	PERSONAL PROPERTY TAX - ASHLAND CO.	735,544.00	343,921.63	0.00	0.00	391,622.37	46.76
001 1130 0000 000000 000	SCHOOL DISTRICT INCOME TAX	1,809,752.00	1,363,908.72	358,974.05	358,974.05	445,843.28	75.36
001 1190 0000 000000 000	MOBILE HOME TAX - ASHLAND	13,750.00	7,449.17	0.00	0.00	6,300.83	54.18
001 1221 0000 000000 000	TUITION - RECEIVED FROM OTHER DISTRICTS	14,000.00	10,202.49	0.00	0.00	3,797.51	72.87
001 1223 0000 000000 000	SPECIAL EDUCATION TUITION, EXCESS COSTS	12,000.00	16,100.41	0.00	0.00	4,100.41-	134.17
001 1227 0000 000000 000	OPEN ENROLLMENT - RECEIVED FROM OTHER DIST.	488,500.00	300,865.65	45,260.81	45,260.81	187,634.35	61.59
001 1390 0000 000000 000	TRANSPORTATION FEES	3,000.00	1,382.39	0.00	0.00	1,617.61	46.08
001 1410 0000 000000 000	INTEREST	23,000.00	21,481.25	1,386.49	1,386.49	1,518.75	93.40
001 1810 0000 000000 000	BUILDING & EQUIPMENTAL RENTAL	500.00	185.00	30.00	30.00	315.00	37.00
001 1933 0000 000000 000	SALE OF PROPERTY	1,000.00	0.00	0.00	0.00	1,000.00	0.00
001 3110 0000 000000 000	SCHOOL FOUNDATION PROGRAM	3,008,844.00	1,746,336.47	246,678.96	246,678.96	1,262,507.53	58.04
001 3110 0000 000000 201	SCH. FOUND-SPECIAL ED WEIGHTED AID	540,924.00	316,240.80	52,646.24	52,646.24	224,683.20	58.46
001 3110 0000 000000 202	SCH.FOUNDATION - K-3 LITERACY	69,950.00	39,963.55	5,730.46	5,730.46	29,986.45	57.13
001 3110 0000 000000 203	SCH. FOUNDATION - CAPACITY AID	228,945.00	133,938.27	19,172.89	19,172.89	95,006.73	58.50
001 3110 0000 000000 204	PUPIL TRANSPORTATION	366,024.00	220,056.50	27,397.11	27,397.11	145,967.50	60.12

\*\*\* NOTE!! ONLY ACTIVE ACCOUNTS HAVE BEEN SELECTED, TOTALS MAY EXCLUDE AMOUNTS THAT ARE RELATED TO INACTIVE ACCOUNTS. \*\*\*

Date: 02/06/17  
 Time: 11:15 am

LOUDONVILLE-PERRYSVILLE EX VI  
 Revenue Account Summary  
 SORTED BY FUND-SCC

Page: 2  
 (REVSUM)

Account Number FND RCPT SCC SUBJ OU	Description	FYTD Receivable	FYTD Actual Receipts	MTD Actual Receipts	YTD Actual Receipts	FYTD Balance Receivable	FYTD Percent Received
001 3110 0000 000000 205	SCHOOL FOUNDATION - LEP	1,828.00	885.67	104.12	104.12	942.33	48.45
001 3110 0000 000000 206	SCH. FOUNDATION - TARGETED ASSISTANCE	845,294.00	494,287.61	70,049.10	70,049.10	351,006.39	58.48
001 3110 0000 000000 207	SPECIAL ED. TRANSPORTATION-SCHOOL FOUNDATION	18,160.00	8,557.29	155.66	155.66	9,602.71	47.12
001 3110 0000 000000 208	SCH. FOUNDATION - THIRD GRADE READING BONUS	5,940.00	5,467.85	0.00	0.00	472.15	92.05
001 3110 0000 000000 209	SCH. FOUNDATION - GIFTED SUPPLEMENT	59,191.00	34,545.46	4,902.06	4,902.06	24,645.54	58.36
001 3110 0000 000000 210	SCH. FOUNDATION - GRADUATION BONUS	18,986.00	17,788.90	0.00	0.00	1,197.10	93.69
001 3110 0000 000000 211	SCHOOL FOUNDATION - PRESCHOOL	119,414.00	73,471.40	11,492.13	11,492.13	45,942.60	61.53
001 3131 0000 000000 000	10% AND 2.5% ROLLBACK	440,000.00	222,128.06	0.00	0.00	217,871.94	50.48
001 3132 0000 000000 000	HOMESTEAD EXEMPTION	158,553.00	79,523.00	0.00	0.00	79,030.00	50.16
001 3135 0000 000000 000	TPP TAX REPLACEMENT FUNDS	87,997.95	43,998.98	0.00	0.00	43,998.97	50.00
001 3190 0000 000000 000	CASINO REVENUE	56,983.00	60,256.56	28,853.95	28,853.95	3,273.56-	105.74
001 3211 0000 000000 000	SCH. FOUNDATION - ECONOMICALLY DISADVANTAGED	97,441.00	53,668.44	6,883.90	6,883.90	43,772.56	55.08
001 3219 0000 000000 000	SCHOOL FOUNDATION CAREER TECH & CATASTROPHIC	88,570.00	46,431.17	6,481.40	6,481.40	42,138.83	52.42
001 4220 0000 000000 000	RESTRICTED-GRANT-FEDERAL THRU STATE-CAFS-MED	50,000.00	18,381.66	4,841.02	4,841.02	31,618.34	36.76
001 5220 0000 000000 000	RETURN OF ADVANCE	53,426.67	53,426.67	0.00	0.00	0.00	100.00
001 5300 0000 000000 000	REFUND-PRIOR YEAR EXP.	27,500.00	808.66	0.00	0.00	26,691.34	2.94

\*\*\* NOTE!! ONLY ACTIVE ACCOUNTS HAVE BEEN SELECTED, TOTALS MAY EXCLUDE AMOUNTS THAT ARE RELATED TO INACTIVE ACCOUNTS. \*\*\*

Date: 02/06/17  
 Time: 11:15 am

LOUDONVILLE-PERRYSVILLE EX VI  
 Revenue Account Summary  
 SORTED BY FUND-SCC

Page: 3  
 (REVSUM)

Account Number FND RCPT SCC SUBJ OU	Description	FYTD Receivable	FYTD Actual Receipts	MTD Actual Receipts	YTD Actual Receipts	FYTD Balance Receivable	FYTD Percent Received
001 1740 0001 000000 000	CLASSROOM FEES - MC MULLEN ELEMENTARY	5,600.00	240.00	0.00	0.00	5,360.00	4.29
001 1890 0001 000000 000	OTHER LOCAL SOURCES - MISC.	21,000.00	5,991.09	282.00	282.00	15,008.91	28.53
001 1890 0001 000000 021	OTHER LOCAL SOURCES - MYA RESIDENT DISTRICTS	27,000.00	8,627.57	1,961.14	1,961.14	18,372.43	31.95
001 1111 0002 000000 000	REAL ESTATE TAXES - HOLMES	610,385.00	254,251.67	0.00	0.00	356,133.33	41.65
001 1122 0002 000000 000	PERSONAL PROPERTY TAX - HOLMES	62,930.00	30,221.18	0.00	0.00	32,708.82	48.02
001 1190 0002 000000 000	MOBILE HOME TAX - HOLMES	4,300.00	1,439.16	0.00	0.00	2,860.84	33.47
001 1740 0002 000000 000	CLASSROOM FEES - BUDD ELEMENTARY	3,900.00	2,220.00	330.00	330.00	1,680.00	56.92
001 1111 0003 000000 000	REAL ESTATE TAXES - KNOX	169,151.00	72,250.16	0.00	0.00	96,900.84	42.71
001 1122 0003 000000 000	PERSONAL PROPERTY TAX - KNOX	31,018.00	15,467.32	0.00	0.00	15,550.68	49.87
001 1190 0003 000000 000	MOBILE HOME TAX - KNOX	1,000.00	0.00	0.00	0.00	1,000.00	0.00
001 1740 0003 000000 000	CLASSROOM FEES - PERRYSVILLE JR. HIGH	3,000.00	1,828.00	205.00	205.00	1,172.00	60.93
001 1111 0004 000000 000	REAL ESTATE TAXES - RICHLAND	147,090.00	55,961.55	0.00	0.00	91,128.45	38.05
001 1122 0004 000000 000	PERSONAL PROPERTY TAX - RICHLAND	46,382.00	22,545.28	0.00	0.00	23,836.72	48.61
001 1740 0004 000000 000	CLASSROOM FEES - HIGH SCHOOL	10,000.00	4,021.25	379.50	379.50	5,978.75	40.21
*****TOTAL FOR FUND-SCC 001 0000 (GENERAL):							
Ex Tr/Ad		13,735,216.95	7,484,108.21	894,197.99	894,197.99	6,251,108.74	54.49
In Tr/Ad		13,788,643.62	7,537,534.88	894,197.99	894,197.99	6,251,108.74	54.66

\*\*\* NOTE!! ONLY ACTIVE ACCOUNTS HAVE BEEN SELECTED, TOTALS MAY EXCLUDE AMOUNTS THAT ARE RELATED TO INACTIVE ACCOUNTS. \*\*\*

Date: 02/06/17  
 Time: 11:15 am

LOUDONVILLE-PERRYSVILLE EX VI  
 Revenue Account Summary  
 SORTED BY FUND-SCC

Account Number FND RCPT SCC SUBJ OU	Description	FYTD Receivable	FYTD Actual Receipts	MTD Actual Receipts	YTD Actual Receipts	FYTD Balance Receivable	FYTD Percent Received
003 1111 0000 000000 000	PERMANENT IMPROVEMENT - R.E.	216,000.00	91,226.46	0.00	0.00	124,773.54	42.23
003 1122 0000 000000 000	PERMANENT IMPROVEMENT - PERSONAL PROPERTY	27,100.00	16,139.73	0.00	0.00	10,960.27	59.56
003 1190 0000 000000 000	PERMANENT IMPROVEMENT - MOBILE HOME TAX	1,100.00	478.77	0.00	0.00	621.23	43.52
003 3132 0000 000000 000	HOMESTEAD EXEMPTION	7,800.00	3,791.63	0.00	0.00	4,008.37	48.61
003 3135 0000 000000 000	TPP FIXED RATE PAYMENT PI FUND	4,163.50	0.00	0.00	0.00	4,163.50	0.00
*****TOTAL FOR FUND-SCC 003 0000 (PERMANENT IMPROVEMENT):							
Ex Tr/Ad		256,163.50	111,636.59	0.00	0.00	144,526.91	43.58
In Tr/Ad		256,163.50	111,636.59	0.00	0.00	144,526.91	43.58
=====							
006 1511 0000 000000 000	STUDENT - SALE OF BREAKFAST	5,700.00	3,432.73	750.35	750.35	2,267.27	60.22
006 1512 0000 000000 000	STUDENTS - SALE OF TYPE A LUNCHES	132,000.00	78,131.87	16,380.45	16,380.45	53,868.13	59.19
006 1513 0000 000000 000	STUDENTS - SALE OF ALA-CARTE	43,000.00	22,856.96	4,171.90	4,171.90	20,143.04	53.16
006 1514 0000 000000 000	STUDENTS - SALE OF MILK	1,700.00	1,036.00	171.00	171.00	664.00	60.94
006 1523 0000 000000 000	ADULT - SALE OF ALA CARTE	6,300.00	3,630.10	672.35	672.35	2,669.90	57.62
006 1890 0000 000000 000	MISCELLANEOUS - LUNCHES -HEAD START-KNO-HO-CO	300.00	14.00	0.00	0.00	286.00	4.67
006 3213 0000 000000 000	STATE RECEIPTS	5,000.00	2,821.05	1,088.27	1,088.27	2,178.95	56.42
006 3219 0000 000000 000	SCHOOL BREAKFAST GRANT	150.00	0.00	0.00	0.00	150.00	0.00
006 4120 0000 000000 000	FEDERAL LUNCH REIMBURSEMENT	200,000.00	93,096.70	20,435.48	20,435.48	106,903.30	46.55

\*\*\* NOTE!! ONLY ACTIVE ACCOUNTS HAVE BEEN SELECTED, TOTALS MAY EXCLUDE AMOUNTS THAT ARE RELATED TO INACTIVE ACCOUNTS. \*\*\*

Date: 02/06/17  
 Time: 11:15 am

LOUDONVILLE-PERRYSVILLE EX VI  
 Revenue Account Summary  
 SORTED BY FUND-SCC

Page: 5  
 (REVSUM)

Account Number FND RCPT SCC SUBJ OU	Description	FYTD Receivable	FYTD Actual Receipts	MTD Actual Receipts	YTD Actual Receipts	FYTD Balance Receivable	FYTD Percent Received
006 4139 0000 000000 000	FEDERAL BREAKFAST REIMBURSEMENT	37,000.00	15,155.06	3,659.49	3,659.49	21,844.94	40.96
006 5300 0000 000000 000	FOOD SERVICE REFND OF PRIOR YEAR EXPENDITUR	500.00	0.00	0.00	0.00	500.00	0.00
*****TOTAL FOR FUND-SCC 006 0000 (FOOD SERVICES):							
Ex Tr/Ad		431,650.00	220,174.47	47,329.29	47,329.29	211,475.53	51.01
In Tr/Ad		431,650.00	220,174.47	47,329.29	47,329.29	211,475.53	51.01
=====							
007 1890 9001 000000 000	SPECIAL TRUST - 007 YOUNG TRUST	3,000.00	0.00	0.00	0.00	3,000.00	0.00
*****TOTAL FOR FUND-SCC 007 9001 (YOUNG TRUST):							
Ex Tr/Ad		3,000.00	0.00	0.00	0.00	3,000.00	0.00
In Tr/Ad		3,000.00	0.00	0.00	0.00	3,000.00	0.00
=====							
007 1890 9002 000000 000	HUGO H. &MABLE B.YOUNG O/S CITIZEN SCHOLARSH	20,000.00	20,000.00	0.00	0.00	0.00	100.00
*****TOTAL FOR FUND-SCC 007 9002 (HUGO H. & MABEL B. YOUNG O/S CITIZEN SCHOLAR.):							
Ex Tr/Ad		20,000.00	20,000.00	0.00	0.00	0.00	100.00
In Tr/Ad		20,000.00	20,000.00	0.00	0.00	0.00	100.00
=====							
007 1890 9004 000000 000	MILESTONE BENEFITS-STUDENT SCHOLARSHIP FUND	2,000.00	0.00	0.00	0.00	2,000.00	0.00
*****TOTAL FOR FUND-SCC 007 9004 (MILESTONE BENEFITS - STUDENT SCHOLARSHIP FUND):							
Ex Tr/Ad		2,000.00	0.00	0.00	0.00	2,000.00	0.00
In Tr/Ad		2,000.00	0.00	0.00	0.00	2,000.00	0.00
=====							
007 1890 9007 000000 000	HEATHER DERRENBERGER SCHOLARSHIP - LONG LAKE	0.00	500.00	0.00	0.00	500.00-	0.00
*****TOTAL FOR FUND-SCC 007 9007 (HEATHER DERRENBERGER SCHOLARSHIP-LONG LAKE,IN):							
Ex Tr/Ad		0.00	500.00	0.00	0.00	500.00-	0.00
In Tr/Ad		0.00	500.00	0.00	0.00	500.00-	0.00
=====							

\*\*\* NOTE!! ONLY ACTIVE ACCOUNTS HAVE BEEN SELECTED, TOTALS MAY EXCLUDE AMOUNTS THAT ARE RELATED TO INACTIVE ACCOUNTS. \*\*\*



Date: 02/06/17  
 Time: 11:15 am

LOUDONVILLE-PERRYSVILLE EX VI  
 Revenue Account Summary  
 SORTED BY FUND-SCC

Page: 6  
 (REVSUM)

Account Number FND RCPT SCC SUBJ OU	Description	FYTD Receivable	FYTD Actual Receipts	MTD Actual Receipts	YTD Actual Receipts	FYTD Balance Receivable	FYTD Percent Received
007 1890 9008 000000 000	YEAGER SCHOLARSHIP - SPECIAL TRUST	1,000.00	0.00	0.00	0.00	1,000.00	0.00
*****TOTAL FOR FUND-SCC 007 9008 (YEAGER SCHOLARSHIP - SPECIAL TRUST):							
Ex Tr/Ad		1,000.00	0.00	0.00	0.00	1,000.00	0.00
In Tr/Ad		1,000.00	0.00	0.00	0.00	1,000.00	0.00
=====							
007 1890 9014 000000 004	FRATERNAL ORDER OF EAGLES SCHOLARSHIP	3,000.00	0.00	0.00	0.00	3,000.00	0.00
*****TOTAL FOR FUND-SCC 007 9014 (FRATERNAL ORDER OF EAGLES SCHOLARSHIP):							
Ex Tr/Ad		3,000.00	0.00	0.00	0.00	3,000.00	0.00
In Tr/Ad		3,000.00	0.00	0.00	0.00	3,000.00	0.00
=====							
007 1890 9813 000000 002	TEACHERS STUDY LOUNGE-BUDD	200.00	142.00	20.00	20.00	58.00	71.00
*****TOTAL FOR FUND-SCC 007 9813 (C.E. BUDD TEACHER'S LOUNGE):							
Ex Tr/Ad		200.00	142.00	20.00	20.00	58.00	71.00
In Tr/Ad		200.00	142.00	20.00	20.00	58.00	71.00
=====							
007 1890 9814 000000 004	TEACHERS STUDY LOUNGE-HIGH SCHOOL	500.00	209.63	50.11	50.11	290.37	41.93
*****TOTAL FOR FUND-SCC 007 9814 (TEACHERS STUDY LOUNGE-HIGH SCHOOL):							
Ex Tr/Ad		500.00	209.63	50.11	50.11	290.37	41.93
In Tr/Ad		500.00	209.63	50.11	50.11	290.37	41.93
=====							
009 1710 0000 000000 000	SALE OF SUPPLIES	6,000.00	310.05	67.70	67.70	5,689.95	5.17
*****TOTAL FOR FUND-SCC 009 0000 (UNIFORM SUPPLIES):							
Ex Tr/Ad		6,000.00	310.05	67.70	67.70	5,689.95	5.17
In Tr/Ad		6,000.00	310.05	67.70	67.70	5,689.95	5.17
=====							
014 1229 9021 000000 021	MYA TUITION	850,000.00	268,171.43	58,585.86	58,585.86	581,828.57	31.55

\*\*\* NOTE!! ONLY ACTIVE ACCOUNTS HAVE BEEN SELECTED, TOTALS MAY EXCLUDE AMOUNTS THAT ARE RELATED TO INACTIVE ACCOUNTS. \*\*\*

Date: 02/06/17  
 Time: 11:15 am

LOUDONVILLE-PERRYSVILLE EX VI  
 Revenue Account Summary  
 SORTED BY FUND-SCC

Page: 7  
 (REVSUM)

Account Number FND RCPT SCC SUBJ OU	Description	FYTD Receivable	FYTD Actual Receipts	MTD Actual Receipts	YTD Actual Receipts	FYTD Balance Receivable	FYTD Percent Received
*****TOTAL FOR FUND-SCC 014 9021 (MOHICAN YOUTH ACADEMY):							
Ex Tr/Ad		850,000.00	268,171.43	58,585.86	58,585.86	581,828.57	31.55
In Tr/Ad		850,000.00	268,171.43	58,585.86	58,585.86	581,828.57	31.55
=====							
018 1626 9801 000000 003	ADMISSIONS-PERRYSVILLE	1,200.00	99.25	0.00	0.00	1,100.75	8.27
*****TOTAL FOR FUND-SCC 018 9801 (PUBLIC SCHOOL SUPPORT FUND-PERRYSVILLE):							
Ex Tr/Ad		1,200.00	99.25	0.00	0.00	1,100.75	8.27
In Tr/Ad		1,200.00	99.25	0.00	0.00	1,100.75	8.27
=====							
018 1626 9802 000000 001	ADMISSIONS-MCMULLEN	14,000.00	5,161.53	21.00	21.00	8,838.47	36.87
*****TOTAL FOR FUND-SCC 018 9802 (PUBLIC SCHOOL SUPPORT FUND-MCMULLEN):							
Ex Tr/Ad		14,000.00	5,161.53	21.00	21.00	8,838.47	36.87
In Tr/Ad		14,000.00	5,161.53	21.00	21.00	8,838.47	36.87
=====							
018 1626 9803 000000 002	ADMISSIONS-BUDD	2,728.00	775.68	214.26	214.26	1,952.32	28.43
018 1626 9803 000000 602	MOHICAN OUT-DOOR-SCHOOL - C.E.BUDD	1,920.00	0.00	0.00	0.00	1,920.00	0.00
*****TOTAL FOR FUND-SCC 018 9803 (PUBLIC SCHOOL SUPPORT FUND-BUDD):							
Ex Tr/Ad		4,648.00	775.68	214.26	214.26	3,872.32	16.69
In Tr/Ad		4,648.00	775.68	214.26	214.26	3,872.32	16.69
=====							
018 1626 9804 000000 004	SALES - HIGH SCHOOL	0.00	2,206.50	0.00	0.00	2,206.50-	0.00
018 5100 9804 000000 004	TRANSFER IN- 018 - H/S	3,300.00	0.00	0.00	0.00	3,300.00	0.00
*****TOTAL FOR FUND-SCC 018 9804 (PUBLIC SCHOOL SUPPORT FUND-HIGH SCHOOL):							
Ex Tr/Ad		0.00	2,206.50	0.00	0.00	2,206.50-	0.00
In Tr/Ad		3,300.00	2,206.50	0.00	0.00	1,093.50	66.86
=====							

\*\*\* NOTE!! ONLY ACTIVE ACCOUNTS HAVE BEEN SELECTED, TOTALS MAY EXCLUDE AMOUNTS THAT ARE RELATED TO INACTIVE ACCOUNTS. \*\*\*

Date: 02/06/17  
 Time: 11:15 am

LOUDONVILLE-PERRYSVILLE EX VI  
 Revenue Account Summary  
 SORTED BY FUND-SCC

Page: 8  
 (REVSUM)

Account Number FND RCPT SCC SUBJ OU	Description	FYTD Receivable	FYTD Actual Receipts	MTD Actual Receipts	YTD Actual Receipts	FYTD Balance Receivable	FYTD Percent Received
019 1820 9203 000000 000	FIRST PRESBYTERIAN CHURCH: SCHOOL SUP DONATE	600.00	0.00	0.00	0.00	600.00	0.00
*****TOTAL FOR FUND-SCC 019 9203 (FIRST PRESBYTERIAN CHURCH: SCHOOL SUPPLIES):							
Ex Tr/Ad		600.00	0.00	0.00	0.00	600.00	0.00
In Tr/Ad		600.00	0.00	0.00	0.00	600.00	0.00
=====							
019 1820 9401 000000 004	HUGO & MABEL YOUNG: IB SCHOOL FEES	800.00	0.00	0.00	0.00	800.00	0.00
*****TOTAL FOR FUND-SCC 019 9401 (HUGO & MABEL YOUNG FOUNDATION: IB SCHOOL FEES):							
Ex Tr/Ad		800.00	0.00	0.00	0.00	800.00	0.00
In Tr/Ad		800.00	0.00	0.00	0.00	800.00	0.00
=====							
019 1820 9508 000000 000	MOHICAN AREA COMM FUND: EXTRA CURRICULARS	1,500.00	1,500.00	0.00	0.00	0.00	100.00
*****TOTAL FOR FUND-SCC 019 9508 (MOHICAN AREA COMMUNITY FUND: EXTRA CURRICULAR):							
Ex Tr/Ad		1,500.00	1,500.00	0.00	0.00	0.00	100.00
In Tr/Ad		1,500.00	1,500.00	0.00	0.00	0.00	100.00
=====							
019 1820 9701 000000 002	MARTHA HOLDEN JENNINGS: CATES GRANT	2,740.00	2,740.00	0.00	0.00	0.00	100.00
*****TOTAL FOR FUND-SCC 019 9701 (MARTHA HOLDEN JENNINGS: CATES GRANT):							
Ex Tr/Ad		2,740.00	2,740.00	0.00	0.00	0.00	100.00
In Tr/Ad		2,740.00	2,740.00	0.00	0.00	0.00	100.00
=====							
019 1820 9702 000000 000	L-P FOUNDATION	10,345.00	10,345.00	0.00	0.00	0.00	100.00
*****TOTAL FOR FUND-SCC 019 9702 (L-P ENDOWMENT FUND):							
Ex Tr/Ad		10,345.00	10,345.00	0.00	0.00	0.00	100.00
In Tr/Ad		10,345.00	10,345.00	0.00	0.00	0.00	100.00
=====							
019 1820 9703 000000 004	ACCF GRANT: CARNEGIE LHS	750.00	750.00	0.00	0.00	0.00	100.00

\*\*\* NOTE!! ONLY ACTIVE ACCOUNTS HAVE BEEN SELECTED, TOTALS MAY EXCLUDE AMOUNTS THAT ARE RELATED TO INACTIVE ACCOUNTS. \*\*\*

LOUDONVILLE-PERRYVILLE EX VI  
 Revenue Account Summary  
 SORTED BY FUND-SCC

Account Number FND RCPT SCC SUBJ OU	Description	FYTD Receivable	FYTD Actual Receipts	MTD Actual Receipts	YTD Actual Receipts	FYTD Balance Receivable	FYTD Percent Received
*****TOTAL FOR FUND-SCC 019 9703 (ACCF GRANT: CARNEGIE):							
Ex Tr/Ad		750.00	750.00	0.00	0.00	0.00	100.00
In Tr/Ad		750.00	750.00	0.00	0.00	0.00	100.00
=====							
019 1820 9704 000000 002	PLAN FOR RESPONSIBLE CITIZENSHIP DEVELOPMENT	5,446.80	5,446.80	0.00	0.00	0.00	100.00
*****TOTAL FOR FUND-SCC 019 9704 (PLAN FOR RESPONSIBLE CITIZENSHIP GRANT):							
Ex Tr/Ad		5,446.80	5,446.80	0.00	0.00	0.00	100.00
In Tr/Ad		5,446.80	5,446.80	0.00	0.00	0.00	100.00
=====							
022 1625 9501 000000 890	OHSAA SOCCER TOURNAMENT REVENUE	2,464.00	2,464.00	0.00	0.00	0.00	100.00
*****TOTAL FOR FUND-SCC 022 9501 (OHSAA TOURNAMENT GAME):							
Ex Tr/Ad		2,464.00	2,464.00	0.00	0.00	0.00	100.00
In Tr/Ad		2,464.00	2,464.00	0.00	0.00	0.00	100.00
=====							
024 1872 0000 000000 000	EMPLOYEE HEALTH BENEFITS - SELF INSURANCE	2,500,000.00	1,323,975.98	216,012.80	216,012.80	1,176,024.02	52.96
*****TOTAL FOR FUND-SCC 024 0000 (EMPLOYEE HEALTH BENEFITS - SELF-INSURANCE):							
Ex Tr/Ad		2,500,000.00	1,323,975.98	216,012.80	216,012.80	1,176,024.02	52.96
In Tr/Ad		2,500,000.00	1,323,975.98	216,012.80	216,012.80	1,176,024.02	52.96
=====							
200 1632 921A 000000 004	FOREIGN LANGUAGE - DUES / FEES	100.00	0.00	0.00	0.00	100.00	0.00
*****TOTAL FOR FUND-SCC 200 921A (FOREIGN LANGUAGE CLUB):							
Ex Tr/Ad		100.00	0.00	0.00	0.00	100.00	0.00
In Tr/Ad		100.00	0.00	0.00	0.00	100.00	0.00
=====							
200 1623 933A 000000 004	F.F.A. - SALES	34,230.00	5,754.92	68.00	68.00	28,475.08	16.81
200 1633 933A 000000 004	F.F.A. - DUES AND FEES	0.00	1,160.00	15.00	15.00	1,160.00-	0.00

\*\*\* NOTE!! ONLY ACTIVE ACCOUNTS HAVE BEEN SELECTED, TOTALS MAY EXCLUDE AMOUNTS THAT ARE RELATED TO INACTIVE ACCOUNTS. \*\*\*

Date: 02/06/17  
 Time: 11:15 am

LOUDONVILLE-PERRYSVILLE EX VI  
 Revenue Account Summary  
 SORTED BY FUND-SCC

Page: 10  
 (REVSUM)

Account Number FND RCPT SCC SUBJ OU	Description	FYTD Receivable	FYTD Actual Receipts	MTD Actual Receipts	YTD Actual Receipts	FYTD Balance Receivable	FYTD Percent Received
*****TOTAL FOR FUND-SCC 200 933A (F.F.A.):							
Ex Tr/Ad		34,230.00	6,914.92	83.00	83.00	27,315.08	20.20
In Tr/Ad		34,230.00	6,914.92	83.00	83.00	27,315.08	20.20
=====							
200 1625 943A 000000 004	DANCE TEAM - SALES	1,002.00	621.00	0.00	0.00	381.00	61.98
*****TOTAL FOR FUND-SCC 200 943A (DANCE TEAM):							
Ex Tr/Ad		1,002.00	621.00	0.00	0.00	381.00	61.98
In Tr/Ad		1,002.00	621.00	0.00	0.00	381.00	61.98
=====							
200 1626 961A 000000 004	STUDENT COUNCIL - SALES	1,225.00	0.00	0.00	0.00	1,225.00	0.00
*****TOTAL FOR FUND-SCC 200 961A (STUDENT COUNCIL):							
Ex Tr/Ad		1,225.00	0.00	0.00	0.00	1,225.00	0.00
In Tr/Ad		1,225.00	0.00	0.00	0.00	1,225.00	0.00
=====							
200 1616 961B 000000 003	JR. HIGH STUDENT COUNCIL-P.V. - ADMISSIONS	750.00	0.00	0.00	0.00	750.00	0.00
200 1626 961B 000000 003	P.V. JR. HIGH STUDENT COUNCIL - SALES	0.00	269.00	0.00	0.00	269.00-	0.00
*****TOTAL FOR FUND-SCC 200 961B (JR. HIGH STUDENT COUNCIL-PERRYSVILLE):							
Ex Tr/Ad		750.00	269.00	0.00	0.00	481.00	35.87
In Tr/Ad		750.00	269.00	0.00	0.00	481.00	35.87
=====							
200 1626 962A 000000 004	ACADEMIC CHALLENGE - SALES	500.00	400.00	0.00	0.00	100.00	80.00
*****TOTAL FOR FUND-SCC 200 962A (ACADEMIC CHALLENGE):							
Ex Tr/Ad		500.00	400.00	0.00	0.00	100.00	80.00
In Tr/Ad		500.00	400.00	0.00	0.00	100.00	80.00
=====							
200 1626 965A 000000 004	T.I. (TEEN INSTITUTE) - SALES	200.00	0.00	0.00	0.00	200.00	0.00

\*\*\* NOTE!! ONLY ACTIVE ACCOUNTS HAVE BEEN SELECTED, TOTALS MAY EXCLUDE AMOUNTS THAT ARE RELATED TO INACTIVE ACCOUNTS. \*\*\*

Date: 02/06/17  
 Time: 11:15 am

LOUDONVILLE-PERRYSVILLE EX VI  
 Revenue Account Summary  
 SORTED BY FUND-SCC

Page: 11  
 (REVSUM)

Account Number FND RCPT SCC SUBJ OU	Description	FYTD Receivable	FYTD Actual Receipts	MTD Actual Receipts	YTD Actual Receipts	FYTD Balance Receivable	FYTD Percent Received
*****TOTAL FOR FUND-SCC 200 965A (T.I.):							
Ex Tr/Ad		200.00	0.00	0.00	0.00	200.00	0.00
In Tr/Ad		200.00	0.00	0.00	0.00	200.00	0.00
=====							
200 1626 966A 000000 004	COUNCIL FOR EXCEPTIONAL CHILDREN-C.E.C.CLUB	1,100.00	845.50	0.00	0.00	254.50	76.86
*****TOTAL FOR FUND-SCC 200 966A (COUNCIL FOR EXCEPTIONAL CHILDREN-C.E.C. CLUB ):							
Ex Tr/Ad		1,100.00	845.50	0.00	0.00	254.50	76.86
In Tr/Ad		1,100.00	845.50	0.00	0.00	254.50	76.86
=====							
200 1636 967K 000000 004	CLASS OF 2016: DUES & FEES	0.00	7.00	0.00	0.00	7.00-	0.00
*****TOTAL FOR FUND-SCC 200 967K (CLASS OF 2016):							
Ex Tr/Ad		0.00	7.00	0.00	0.00	7.00-	0.00
In Tr/Ad		0.00	7.00	0.00	0.00	7.00-	0.00
=====							
200 1636 967L 000000 004	CLASS OF 2017: DUES & FEES	2,350.00	921.00	42.00	42.00	1,429.00	39.19
*****TOTAL FOR FUND-SCC 200 967L (CLASS OF 2017):							
Ex Tr/Ad		2,350.00	921.00	42.00	42.00	1,429.00	39.19
In Tr/Ad		2,350.00	921.00	42.00	42.00	1,429.00	39.19
=====							
200 1636 967M 000000 004	CLASS OF 2018: DUES & FEES	630.00	200.00	14.00	14.00	430.00	31.75
*****TOTAL FOR FUND-SCC 200 967M (CLASS OF 2018):							
Ex Tr/Ad		630.00	200.00	14.00	14.00	430.00	31.75
In Tr/Ad		630.00	200.00	14.00	14.00	430.00	31.75
=====							
200 1636 967N 000000 004	CLASS OF 2019: DUES & FEES	728.00	168.00	14.00	14.00	560.00	23.08

\*\*\* NOTE!! ONLY ACTIVE ACCOUNTS HAVE BEEN SELECTED, TOTALS MAY EXCLUDE AMOUNTS THAT ARE RELATED TO INACTIVE ACCOUNTS. \*\*\*

Date: 02/06/17  
 Time: 11:15 am

LOUDONVILLE-PERRYSVILLE EX VI  
 Revenue Account Summary  
 SORTED BY FUND-SCC

Page: 12  
 (REVSUM)

Account Number FND RCPT SCC SUBJ OU	Description	FYTD Receivable	FYTD Actual Receipts	MTD Actual Receipts	YTD Actual Receipts	FYTD Balance Receivable	FYTD Percent Received
*****TOTAL FOR FUND-SCC 200 967N (CLASS OF 2019):							
Ex Tr/Ad		728.00	168.00	14.00	14.00	560.00	23.08
In Tr/Ad		728.00	168.00	14.00	14.00	560.00	23.08
=====							
200 1636 9670 000000 004	CLASS OF 2020: DUES & FEES	200.00	216.00	21.00	21.00	16.00-	108.00
*****TOTAL FOR FUND-SCC 200 9670 (CLASS OF 2020):							
Ex Tr/Ad		200.00	216.00	21.00	21.00	16.00-	108.00
In Tr/Ad		200.00	216.00	21.00	21.00	16.00-	108.00
=====							
200 1621 969A 000000 004	REDBIRD - SALES	100.00	40.00	0.00	0.00	60.00	40.00
*****TOTAL FOR FUND-SCC 200 969A (REDBIRD):							
Ex Tr/Ad		100.00	40.00	0.00	0.00	60.00	40.00
In Tr/Ad		100.00	40.00	0.00	0.00	60.00	40.00
=====							
200 1627 971A 000000 004	HONOR SOCIETY - SALES	1,750.00	2,207.00	0.00	0.00	457.00-	126.11
*****TOTAL FOR FUND-SCC 200 971A (HONOR SOCIETY):							
Ex Tr/Ad		1,750.00	2,207.00	0.00	0.00	457.00-	126.11
In Tr/Ad		1,750.00	2,207.00	0.00	0.00	457.00-	126.11
=====							
200 1627 973A 000000 004	LEO CLUB - SALES	3,500.00	1,601.00	115.00	115.00	1,899.00	45.74
*****TOTAL FOR FUND-SCC 200 973A (LEO CLUB):							
Ex Tr/Ad		3,500.00	1,601.00	115.00	115.00	1,899.00	45.74
In Tr/Ad		3,500.00	1,601.00	115.00	115.00	1,899.00	45.74
=====							
200 1623 975A 000000 004	JOB SKILLS GROUP: REVENUE	1,100.00	654.45	43.08	43.08	445.55	59.50

\*\*\* NOTE!! ONLY ACTIVE ACCOUNTS HAVE BEEN SELECTED, TOTALS MAY EXCLUDE AMOUNTS THAT ARE RELATED TO INACTIVE ACCOUNTS. \*\*\*

LOUDONVILLE-PERRYSVILLE EX VI  
 Revenue Account Summary  
 SORTED BY FUND-SCC

Account Number FND RCPT SCC SUBJ OU	Description	FYTD Receivable	FYTD Actual Receipts	MTD Actual Receipts	YTD Actual Receipts	FYTD Balance Receivable	FYTD Percent Received
*****TOTAL FOR FUND-SCC 200 975A (JOB SKILLS GROUP LHS):							
Ex Tr/Ad		1,100.00	654.45	43.08	43.08	445.55	59.50
In Tr/Ad		1,100.00	654.45	43.08	43.08	445.55	59.50
=====							
200 1616 976A 000000 004	PROM FUND: TICKET SALES	2,900.00	0.00	0.00	0.00	2,900.00	0.00
*****TOTAL FOR FUND-SCC 200 976A (LHS PROM FUND):							
Ex Tr/Ad		2,900.00	0.00	0.00	0.00	2,900.00	0.00
In Tr/Ad		2,900.00	0.00	0.00	0.00	2,900.00	0.00
=====							
200 1690 977A 000000 004	ROBOTICS TEAM: DONATIONS & OTHER	2,000.00	1,075.00	75.00	75.00	925.00	53.75
*****TOTAL FOR FUND-SCC 200 977A (LHS ROBOTICS TEAM FUND):							
Ex Tr/Ad		2,000.00	1,075.00	75.00	75.00	925.00	53.75
In Tr/Ad		2,000.00	1,075.00	75.00	75.00	925.00	53.75
=====							
300 1621 913A 000000 004	DRAMA CLUB - SALES	1,700.00	937.00	0.00	0.00	763.00	55.12
*****TOTAL FOR FUND-SCC 300 913A (DRAMA CLUB):							
Ex Tr/Ad		1,700.00	937.00	0.00	0.00	763.00	55.12
In Tr/Ad		1,700.00	937.00	0.00	0.00	763.00	55.12
=====							
300 1624 940A 000000 746	BAND - HIGH SCHOOL	210.00	110.00	0.00	0.00	100.00	52.38
300 1624 940A 000000 748	VOCAL-HS	4,700.00	0.00	0.00	0.00	4,700.00	0.00
300 1624 940A 000000 749	VOCAL/BAND - LHS MUSICAL	5,400.00	0.00	0.00	0.00	5,400.00	0.00
*****TOTAL FOR FUND-SCC 300 940A (MUSIC DEPARTMENT):							
Ex Tr/Ad		10,310.00	110.00	0.00	0.00	10,200.00	1.07
In Tr/Ad		10,310.00	110.00	0.00	0.00	10,200.00	1.07
=====							

\*\*\* NOTE!! ONLY ACTIVE ACCOUNTS HAVE BEEN SELECTED, TOTALS MAY EXCLUDE AMOUNTS THAT ARE RELATED TO INACTIVE ACCOUNTS. \*\*\*



Date: 02/06/17  
 Time: 11:15 am

LOUDONVILLE-PERRYSVILLE EX VI  
 Revenue Account Summary  
 SORTED BY FUND-SCC

Account Number FND RCPT SCC SUBJ OU	Description	FYTD Receivable	FYTD Actual Receipts	MTD Actual Receipts	YTD Actual Receipts	FYTD Balance Receivable	FYTD Percent Received
300 1625 950A 000000 800	ATHLETIC DEPARTMENT - DONATIONS	7,000.00	54.39	0.00	0.00	6,945.61	0.78
300 1625 950A 000000 811	ADMISSIONS-BOYS BASEBALL	500.00	0.00	0.00	0.00	500.00	0.00
300 1625 950A 000000 812	ADMISSIONS-BOYS BASKETBALL	18,000.00	16,005.90	4,959.90	4,959.90	1,994.10	88.92
300 1625 950A 000000 816	FOOTBALL - HS	30,000.00	29,983.50	0.00	0.00	16.50	99.95
300 1625 950A 000000 827	ADMISSIONS-TRACK	7,000.00	630.00	0.00	0.00	6,370.00	9.00
300 1625 950A 000000 828	ADMISSIONS-WRESTLING	5,000.00	703.00	165.00	165.00	4,297.00	14.06
300 1625 950A 000000 832	ADMISSIONS-GIRLS BASKETBALL	10,000.00	8,069.00	2,006.00	2,006.00	1,931.00	80.69
300 1625 950A 000000 835	ATHLETIC - VOLLEYBALL - HS	3,000.00	3,216.20	0.00	0.00	216.20-	107.21
300 1625 950A 000000 855	CHEERLEADING - H/S	3,000.00	1,305.00	0.00	0.00	1,695.00	43.50
300 1625 950A 000000 890	ATHLETIC: SOCCER - ADMISSIONS	6,000.00	7,248.00	100.00	100.00	1,248.00-	120.80
300 1933 950A 000000 004	SALE OF PROPERTY - ATHLETICS	0.00	1,200.00	0.00	0.00	1,200.00-	0.00
*****TOTAL FOR FUND-SCC 300 950A (ATHLETIC FUND - HIGH SCHOOL):							
Ex Tr/Ad		89,500.00	68,414.99	7,230.90	7,230.90	21,085.01	76.44
In Tr/Ad		89,500.00	68,414.99	7,230.90	7,230.90	21,085.01	76.44
=====							
300 1625 950B 000000 003	ATHLETIC FUND - PERRYSVILLE JUNIOR HIGH	12,000.00	10,728.00	3,656.00	3,656.00	1,272.00	89.40
*****TOTAL FOR FUND-SCC 300 950B (ATHLETIC FUND - PERRYSVILLE JUNIOR HIGH):							
Ex Tr/Ad		12,000.00	10,728.00	3,656.00	3,656.00	1,272.00	89.40
In Tr/Ad		12,000.00	10,728.00	3,656.00	3,656.00	1,272.00	89.40
=====							

\*\*\* NOTE!! ONLY ACTIVE ACCOUNTS HAVE BEEN SELECTED, TOTALS MAY EXCLUDE AMOUNTS THAT ARE RELATED TO INACTIVE ACCOUNTS. \*\*\*

Date: 02/06/17  
 Time: 11:15 am

LOUDONVILLE-PERRYSVILLE EX VI  
 Revenue Account Summary  
 SORTED BY FUND-SCC

Page: 15  
 (REVSUM)

Account Number FND RCPT SCC SUBJ OU	Description	FYTD Receivable	FYTD Actual Receipts	MTD Actual Receipts	YTD Actual Receipts	FYTD Balance Receivable	FYTD Percent Received
300 1626 968A 000000 004	YEARBOOK	5,000.00	315.00	0.00	0.00	4,685.00	6.30
*****TOTAL FOR FUND-SCC 300 968A (YEARBOOK FUND HIGH SCHOOL):							
Ex Tr/Ad		5,000.00	315.00	0.00	0.00	4,685.00	6.30
In Tr/Ad		5,000.00	315.00	0.00	0.00	4,685.00	6.30
=====							
451 3219 9117 000000 000	ONenet PUBLIC COMMUNICATIONS SUBSIDY	7,200.00	3,600.00	0.00	0.00	3,600.00	50.00
*****TOTAL FOR FUND-SCC 451 9117 (ONENET PUBLIC COMMUNICATIONS SUBSIDY - FY17):							
Ex Tr/Ad		7,200.00	3,600.00	0.00	0.00	3,600.00	50.00
In Tr/Ad		7,200.00	3,600.00	0.00	0.00	3,600.00	50.00
=====							
461 3110 9116 000000 000	HIGH SCHOOLS THAT WORK GRANT	1,509.24	1,509.24	0.00	0.00	0.00	100.00
*****TOTAL FOR FUND-SCC 461 9116 (HSTW GRANT FY2016):							
Ex Tr/Ad		1,509.24	1,509.24	0.00	0.00	0.00	100.00
In Tr/Ad		1,509.24	1,509.24	0.00	0.00	0.00	100.00
=====							
461 3110 9117 000000 000	HIGH SCHOOLS THAT WORK GRANT	6,000.00	5,400.00	1,204.06	1,204.06	600.00	90.00
*****TOTAL FOR FUND-SCC 461 9117 (HSTW GRANT FY2017):							
Ex Tr/Ad		6,000.00	5,400.00	1,204.06	1,204.06	600.00	90.00
In Tr/Ad		6,000.00	5,400.00	1,204.06	1,204.06	600.00	90.00
=====							
466 3110 9117 000000 595	STRAIGHT A GRANT NORTHWESTERN	51,500.00	881.88	0.00	0.00	50,618.12	1.71
*****TOTAL FOR FUND-SCC 466 9117 (STRAIGHT A GRANT NORTHWESTERN):							
Ex Tr/Ad		51,500.00	881.88	0.00	0.00	50,618.12	1.71
In Tr/Ad		51,500.00	881.88	0.00	0.00	50,618.12	1.71
=====							
516 4220 9116 000000 000	IDEA-B: SPECIAL EDUCATION	47,356.07	47,356.07	0.00	0.00	0.00	100.00

\*\*\* NOTE!! ONLY ACTIVE ACCOUNTS HAVE BEEN SELECTED, TOTALS MAY EXCLUDE AMOUNTS THAT ARE RELATED TO INACTIVE ACCOUNTS. \*\*\*

Date: 02/06/17  
 Time: 11:15 am

LOUDONVILLE-PERRYSVILLE EX VI  
 Revenue Account Summary  
 SORTED BY FUND-SCC

Page: 16  
 (REVSUM)

Account Number FND RCPT SCC SUBJ OU	Description	FYTD Receivable	FYTD Actual Receipts	MTD Actual Receipts	YTD Actual Receipts	FYTD Balance Receivable	FYTD Percent Received
*****TOTAL FOR FUND-SCC 516 9116 (IDEA-B SPECIAL EDUCATION FY2016):							
Ex Tr/Ad		47,356.07	47,356.07	0.00	0.00	0.00	100.00
In Tr/Ad		47,356.07	47,356.07	0.00	0.00	0.00	100.00
=====							
516 4220 9117 000000 000	IDEA-B: SPECIAL EDUCATION	240,877.71	83,312.91	18,836.15	18,836.15	157,564.80	34.59
*****TOTAL FOR FUND-SCC 516 9117 (IDEA-B SPECIAL EDUCATION FY2017):							
Ex Tr/Ad		240,877.71	83,312.91	18,836.15	18,836.15	157,564.80	34.59
In Tr/Ad		240,877.71	83,312.91	18,836.15	18,836.15	157,564.80	34.59
=====							
536 4220 9116 000000 000	TITLE I SCHOOL IMPROVEMENT GRANT	3,752.69	3,752.69	0.00	0.00	0.00	100.00
*****TOTAL FOR FUND-SCC 536 9116 (TITLE I SCHOOL IMPROVEMENT GRANT FY16):							
Ex Tr/Ad		3,752.69	3,752.69	0.00	0.00	0.00	100.00
In Tr/Ad		3,752.69	3,752.69	0.00	0.00	0.00	100.00
=====							
572 4220 9116 000000 000	TITLE I	83,064.04	83,064.04	0.00	0.00	0.00	100.00
*****TOTAL FOR FUND-SCC 572 9116 (TITLE I: FY16):							
Ex Tr/Ad		83,064.04	83,064.04	0.00	0.00	0.00	100.00
In Tr/Ad		83,064.04	83,064.04	0.00	0.00	0.00	100.00
=====							
572 4220 9117 000000 000	TITLE I	337,596.76	112,708.59	25,465.44	25,465.44	224,888.17	33.39
*****TOTAL FOR FUND-SCC 572 9117 (TITLE I: FY17):							
Ex Tr/Ad		337,596.76	112,708.59	25,465.44	25,465.44	224,888.17	33.39
In Tr/Ad		337,596.76	112,708.59	25,465.44	25,465.44	224,888.17	33.39
=====							
572 4220 9216 000000 021	TITLE I-D MYA	18,335.64	18,335.64	0.00	0.00	0.00	100.00

\*\*\* NOTE!! ONLY ACTIVE ACCOUNTS HAVE BEEN SELECTED, TOTALS MAY EXCLUDE AMOUNTS THAT ARE RELATED TO INACTIVE ACCOUNTS. \*\*\*

LOUDONVILLE-PERRYSVILLE EX VI  
 Revenue Account Summary  
 SORTED BY FUND-SCC

Account Number FND RCPT SCC SUBJ OU	Description	FYTD Receivable	FYTD Actual Receipts	MTD Actual Receipts	YTD Actual Receipts	FYTD Balance Receivable	FYTD Percent Received
*****TOTAL FOR FUND-SCC 572 9216 (TITLE I - D MYA FY16):							
Ex Tr/Ad		18,335.64	18,335.64	0.00	0.00	0.00	100.00
In Tr/Ad		18,335.64	18,335.64	0.00	0.00	0.00	100.00
=====							
572 4220 9217 000000 021	TITLE I-D MYA	118,029.90	36,821.87	9,540.94	9,540.94	81,208.03	31.20
*****TOTAL FOR FUND-SCC 572 9217 (TITLE I - D MYA FY17):							
Ex Tr/Ad		118,029.90	36,821.87	9,540.94	9,540.94	81,208.03	31.20
In Tr/Ad		118,029.90	36,821.87	9,540.94	9,540.94	81,208.03	31.20
=====							
590 4220 9116 000000 000	TITLE II-A: IMPROV. TEACHING QUALITY	7,781.09	7,781.09	0.00	0.00	0.00	100.00
*****TOTAL FOR FUND-SCC 590 9116 (TITLE II-A: IMPROVING TEACH. QUALITY - FY16):							
Ex Tr/Ad		7,781.09	7,781.09	0.00	0.00	0.00	100.00
In Tr/Ad		7,781.09	7,781.09	0.00	0.00	0.00	100.00
=====							
590 4220 9117 000000 000	TITLE II-A: IMPROV. TEACHING QUALITY	39,702.03	13,927.77	3,095.66	3,095.66	25,774.26	35.08
*****TOTAL FOR FUND-SCC 590 9117 (TITLE II-A: IMPROVING TEACH. QUALITY - FY17):							
Ex Tr/Ad		39,702.03	13,927.77	3,095.66	3,095.66	25,774.26	35.08
In Tr/Ad		39,702.03	13,927.77	3,095.66	3,095.66	25,774.26	35.08
=====							
599 4220 9116 000000 000	TITLE VI-B RURAL & LOW INCOME	14,530.62	14,530.62	0.00	0.00	0.00	100.00
*****TOTAL FOR FUND-SCC 599 9116 (TITLE VI-B RURAL & LOW INCOME FY16):							
Ex Tr/Ad		14,530.62	14,530.62	0.00	0.00	0.00	100.00
In Tr/Ad		14,530.62	14,530.62	0.00	0.00	0.00	100.00
=====							
*****GRAND TOTALS:							
Ex Tr/Ad		19,003,335.04	9,990,344.39	1,285,935.24	1,285,935.24	9,012,990.65	52.57
In Tr/Ad		19,060,061.71	10,043,771.06	1,285,935.24	1,285,935.24	9,016,290.65	52.70
=====							

\*\*\* NOTE!! ONLY ACTIVE ACCOUNTS HAVE BEEN SELECTED, TOTALS MAY EXCLUDE AMOUNTS THAT ARE RELATED TO INACTIVE ACCOUNTS. \*\*\*

Date: 02/06/2017  
Time: 11:17 am

LOUDONVILLE-PERRYSVILLE EX VI  
SORT BY CHECK NUMBER  
CHECK DATES BETWEEN 01/01/2017 AND 01/31/2017  
WARRANT, REFUND, MEMO CHECKS

Page: 1  
(CHEKPY)

CHECK	TYPE	DATE	VENDOR	VENDOR	STATUS/DATE	BANK CODE	CHECK AMOUNT
086788	W	01/05/2017	CHRIS PERETTI	000073	RECONCILED:01/31/2017		202.99
086789	W	01/05/2017	JUDY KOPPERT	000167	RECONCILED:01/31/2017		50.00
086790	W	01/05/2017	FELTY-HEINLEN ARCHITECTS AND PLANNERS INC	000722	RECONCILED:01/31/2017		4,618.75
086791	W	01/05/2017	FOUR SEASONS FLOWERS & GIFTS	000745	RECONCILED:01/31/2017		74.98
086792	W	01/05/2017	GOVCONNECTION	000817	RECONCILED:01/31/2017		1,182.00
086793	W	01/05/2017	HOUGHTON MIFFLIN HARCOURT	000926	RECONCILED:01/31/2017		181.78
086794	W	01/05/2017	KONICA MINOLTA PREMIER FINANCE	001153	RECONCILED:01/31/2017		608.11
086795	W	01/05/2017	MODERN HOME SUPPLY INC	001320	RECONCILED:01/31/2017		542.84
086796	W	01/05/2017	MUSIC THEATRE INTERNATIONAL	001328	RECONCILED:01/31/2017		2,625.00
086797	W	01/05/2017	MVD SPORTS & SPECIALTIES	001364	RECONCILED:01/31/2017		1,177.00
086798	W	01/05/2017	MIDWAY INC	001383	RECONCILED:01/31/2017		1,218.30
086799	W	01/05/2017	OHIO EDISON COMPANY	001411	RECONCILED:01/31/2017		44.35
086800	W	01/05/2017	ORIENTAL TRADING CO. INC	001498	RECONCILED:01/31/2017		90.38
086801	W	01/05/2017	PHASE II PIZZA	001506	RECONCILED:01/31/2017		67.60
086802	W	01/05/2017	RABY HARDWARE	001600	RECONCILED:01/31/2017		15.57
086803	W	01/05/2017	TIME WARNER CABLE ATTN: HOWARD CLENDENIN	001857	RECONCILED:01/31/2017		109.99
086804	W	01/05/2017	MOHICAN YOUTH ACADEMY	001874	RECONCILED:01/31/2017		11,872.00
086805	W	01/05/2017	US BANK OFFICE EQUIPMENT FINANCE SERV	001912	RECONCILED:01/31/2017		2,388.50
086806	W	01/05/2017	JEFF BURTON	003004	RECONCILED:01/31/2017		57.00
086807	W	01/05/2017	MICHAEL HEALY	003039	RECONCILED:01/31/2017		97.00
086808	W	01/05/2017	CHARLES SCOTT	003052	RECONCILED:01/31/2017		57.00
086809	W	01/05/2017	TY MEYER	003056	RECONCILED:01/31/2017		40.00
086810	W	01/05/2017	DARREN GEISER	003082	RECONCILED:01/31/2017		40.00
086811	W	01/05/2017	BRIAN CHISNELL	003166			57.00
086812	W	01/05/2017	JOHN GROVE	003193	RECONCILED:01/31/2017		40.00
086813	W	01/05/2017	DOUG WITTMAN	003208			57.00
086814	W	01/05/2017	BRETT CARPENTER	003257	RECONCILED:01/31/2017		57.00
086815	W	01/05/2017	JAMES CHAMBERLAIN	003286	RECONCILED:01/31/2017		137.00
086816	W	01/05/2017	WILLIAM MUSSER	003331	RECONCILED:01/31/2017		60.00
086817	W	01/05/2017	DON MCDANIEL	003334	RECONCILED:01/31/2017		80.00
086818	W	01/05/2017	BRIAN ROACH	003481	RECONCILED:01/31/2017		57.00
086819	W	01/05/2017	IZAAC VANDERSCHEL	003492	RECONCILED:01/31/2017		57.00
086820	W	01/05/2017	LEE JACOBS	003564	RECONCILED:01/31/2017		175.00
086821	W	01/05/2017	JEFFERY ALLISON	003609	RECONCILED:01/31/2017		57.00
086822	W	01/05/2017	RODNEY GERSTENBERGER	003614	RECONCILED:01/31/2017		57.00
086823	W	01/05/2017	DEAN JACOBS	003615	RECONCILED:01/31/2017		175.00
086824	W	01/05/2017	GREGORY APPLGATE	003672	RECONCILED:01/31/2017		60.00
086825	W	01/05/2017	DAVID KUHN	003686	RECONCILED:01/31/2017		200.00
086826	W	01/05/2017	RICHARD KVOCHICK	003725	RECONCILED:01/31/2017		40.00
086827	W	01/05/2017	BENJAMIN GUNN	003786	RECONCILED:01/31/2017		57.00
086828	W	01/05/2017	SCHOOL EMPLOYEES RET. SYSTEM	009046	RECONCILED:01/31/2017		3,010.00
086829	W	01/05/2017	COLONEL CRAWFORD HIGH SCHOOL ATHLETIC DEPT	010401	RECONCILED:01/31/2017		80.00
086830	W	01/05/2017	CLOVERLEAF HIGH SCHOOL ATHLETIC DEPT	010432	RECONCILED:01/31/2017		105.00
086831	W	01/05/2017	MATHESON TRI-GAS INC	013009	RECONCILED:01/31/2017		73.50
086832	W	01/05/2017	MCCONKEY CONSTRUCTION, LLC BRIAN MCCONKEY	013084	RECONCILED:01/31/2017		770.00
086833	W	01/11/2017	BEVERLY BILGER	000181	RECONCILED:01/31/2017		26.75

Date: 02/06/2017  
Time: 11:17 am

LOUDONVILLE-PERRYSVILLE EX VI  
SORT BY CHECK NUMBER  
CHECK DATES BETWEEN 01/01/2017 AND 01/31/2017  
WARRANT, REFUND, MEMO CHECKS

Page: 2  
(CHEKPY)

CHECK	TYPE	DATE	VENDOR	VENDOR	STATUS/DATE	BANK CODE	CHECK AMOUNT
086834	W	01/11/2017	APPLE INC ATTN: EDUCATION SALES SUPPORT	000223	RECONCILED:01/31/2017		1,895.00
086835	W	01/11/2017	STATE OF OHIO OFFICE OF AUDITOR	000227	RECONCILED:01/31/2017		1,968.00
086836	W	01/11/2017	ALBRIGHT WELDING SUPPLY COMPANY INC	000236	RECONCILED:01/31/2017		24.97
086837	W	01/11/2017	ASHLAND CO HEALTH DEPT	000246	RECONCILED:01/31/2017		2,500.00
086838	W	01/11/2017	GARY BAUMGARTNER	000328	RECONCILED:01/31/2017		220.00
086839	W	01/11/2017	BFG SUPPLY CO	000334	RECONCILED:01/31/2017		391.54
086840	W	01/11/2017	CAROLINA BIOLOGICAL SUPPLY CO.	000429	RECONCILED:01/31/2017		259.01
086841	W	01/11/2017	DANNERS DRUG STORE	000517	RECONCILED:01/31/2017		2.99
086842	W	01/11/2017	1ST CHOICE ENERGY SERVICES	000718	RECONCILED:01/31/2017		6,495.40
086843	W	01/11/2017	FOUR SEASONS FLOWERS & GIFTS	000745	RECONCILED:01/31/2017		62.50
086844	W	01/11/2017	FOLLETT SCHOOL SOLUTIONS INC	000748	RECONCILED:01/31/2017		983.88
086845	W	01/11/2017	GOVCONNECTION	000817	RECONCILED:01/31/2017		1,092.00
086846	W	01/11/2017	MANSFIELD TRUCK SALES &SERVICE	000921	RECONCILED:01/31/2017		354.43
086847	W	01/11/2017	HENLEY GRAPHIC COMMUNICATIONS, INC.	000928	RECONCILED:01/31/2017		81.50
086848	W	01/11/2017	HAMPTON INN	000982	RECONCILED:01/31/2017		139.00
086849	W	01/11/2017	IRWINS OFFICE SUPPLIES	001007	RECONCILED:01/31/2017		26.16
086850	W	01/11/2017	MENARDS	001346	RECONCILED:01/31/2017		163.23
086851	W	01/11/2017	MVD SPORTS & SPECIALTIES	001364	RECONCILED:01/31/2017		462.15
086852	W	01/11/2017	NASCO - FORT ATKINSON	001400	RECONCILED:01/31/2017		57.38
086853	W	01/11/2017	OHIO EDISON COMPANY	001411	RECONCILED:01/31/2017		987.74
086854	W	01/11/2017	OHIO SCHOOLS COUNCIL - GAS	001424	RECONCILED:01/31/2017		1,914.96
086855	W	01/11/2017	PRACTICAL SOLUTIONS FOR EDUCATORS	001598	RECONCILED:01/31/2017		100.00
086856	W	01/11/2017	SYNC STREAM SOLUTIONS LLC	001716	RECONCILED:01/31/2017		284.57
086857	W	01/11/2017	SNYDER BROTHERS	001720	RECONCILED:01/31/2017		651.53
086858	W	01/11/2017	STANTON'S SHEET MUSIC INC	001725	RECONCILED:01/31/2017		635.99
086859	W	01/11/2017	STAKE'S IGA	001786	RECONCILED:01/31/2017		1,134.21
086860	W	01/11/2017	TRI COUNTY E S C	001879	RECONCILED:01/31/2017		69,436.55
086861	W	01/11/2017	VAR RESOURCES INC	001953	RECONCILED:01/31/2017		465.32
086862	W	01/11/2017	WAGeworks INC	002083	RECONCILED:01/31/2017		212.20
086863	W	01/11/2017	JEFF BURTON	003004	RECONCILED:01/31/2017		60.00
086864	W	01/11/2017	MICHAEL HEALY	003039	RECONCILED:01/31/2017		60.00
086865	W	01/11/2017	WILLIAM J MORIARTY	003339	RECONCILED:01/31/2017		40.00
086866	W	01/11/2017	GREGORY APPLGATE	003672	RECONCILED:01/31/2017		120.00
086867	W	01/11/2017	DAN ECKENWILER	005017	RECONCILED:01/31/2017		50.00
086868	W	01/11/2017	JEFF FRANKFORD	005046	RECONCILED:01/31/2017		35.53
086869	W	01/11/2017	ACT	010250	RECONCILED:01/31/2017		180.00
086870	W	01/11/2017	ADVANCE AUTO PARTS	010282	RECONCILED:01/31/2017		49.98
086871	W	01/11/2017	OHIO ED. POLICY INSTITUTE C/O OSBA	010600	RECONCILED:01/31/2017		1,000.00
086872	W	01/11/2017	HOLIDAY INN EXPRESS & SUITES	010931	RECONCILED:01/31/2017		634.38
086873	W	01/11/2017	MAKERBOT INDUSTRIES	013061	RECONCILED:01/31/2017		54.46
086874	W	01/16/2017	CHRIS PERETTI	000073	RECONCILED:01/31/2017		71.21
086875	W	01/16/2017	TOWN & COUNTRY CO-OP, INC.	000239	RECONCILED:01/31/2017		880.53
086876	W	01/16/2017	ATTAINMENT COMPANY	000244	RECONCILED:01/31/2017		3,184.65
086877	W	01/16/2017	ASHLAND UNIVERSITY	000269	RECONCILED:01/31/2017		45.00
086878	W	01/16/2017	DICK BLICK	000331	RECONCILED:01/31/2017		430.39
086879	W	01/16/2017	BFG SUPPLY CO	000334	RECONCILED:01/31/2017		401.04

Date: 02/06/2017  
Time: 11:17 am

LOUDONVILLE-PERRYSVILLE EX VI  
SORT BY CHECK NUMBER  
CHECK DATES BETWEEN 01/01/2017 AND 01/31/2017  
WARRANT, REFUND, MEMO CHECKS

Page: 3  
(CHEKPY)

CHECK	TYPE	DATE	VENDOR	VENDOR	STATUS/DATE	BANK CODE	CHECK AMOUNT
086880	W	01/16/2017	BIO-RAD LABORATORIES INC	000373	RECONCILED:01/31/2017		175.83
086881	W	01/16/2017	CAREERSAFE ONLINE	000412	RECONCILED:01/31/2017		25.00
086882	W	01/16/2017	CLEVELAND SIGHT CENTER ATTN: SYLVIA SNYDER	000485	RECONCILED:01/31/2017		252.00
086883	W	01/16/2017	EJ THERAPY SERVICES	000618	RECONCILED:01/31/2017		4,694.25
086884	W	01/16/2017	FELTY-HEINLEN ARCHITECTS AND PLANNERS INC	000722	RECONCILED:01/31/2017		3,881.25
086885	W	01/16/2017	FRIENDLY WHOLESale	000738	RECONCILED:01/31/2017		152.60
086886	W	01/16/2017	GANDEE & ASSOCIATES, INC	000849	RECONCILED:01/31/2017		700.00
086887	W	01/16/2017	NASCO - FORT ATKINSON	001400	RECONCILED:01/31/2017		103.25
086888	W	01/16/2017	OCTELA SPRING CONFERENCE	001425	RECONCILED:01/31/2017		105.00
086889	W	01/16/2017	OASSA	001475	RECONCILED:01/31/2017		330.00
086890	W	01/16/2017	PSAT/NMSQT	001537			210.00
086891	W	01/16/2017	RACHEL WIXEY & ASSOCIATES	001673	RECONCILED:01/31/2017		6,316.70
086892	W	01/16/2017	TRI COUNTY E S C	001879	RECONCILED:01/31/2017		672.09
086893	W	01/16/2017	VILLAGE OF LOUDONVILLE	001923	RECONCILED:01/31/2017		2,923.19
086894	W	01/16/2017	WEST MUSIC	002017	RECONCILED:01/31/2017		32.00
086895	W	01/16/2017	YOUNGS SAND & GRAVEL CO	002102	RECONCILED:01/31/2017		1.34
086896	W	01/16/2017	JAROD MARTIN	003345	RECONCILED:01/31/2017		175.00
086897	W	01/16/2017	ERIC SATERFIELD	003643	RECONCILED:01/31/2017		175.00
086898	W	01/16/2017	JOSHUA BAYNES	004239	RECONCILED:01/31/2017		500.00
086899	W	01/16/2017	ACT	010250	RECONCILED:01/31/2017		180.00
086900	W	01/16/2017	MICHELLE BASH DBA BASH DESIGNS	010327	RECONCILED:01/31/2017		130.00
086901	W	01/16/2017	CINTAS CORPORATION	010433	RECONCILED:01/31/2017		183.54
086902	W	01/16/2017	CARDINAL BUS SALES & SERVICE	010436	RECONCILED:01/31/2017		3,364.55
086903	W	01/16/2017	SCOTT, SCRIVEN LLP	017103	RECONCILED:01/31/2017		3,096.00
086904	W	01/18/2017	VAR RESOURCES INC	001948	RECONCILED:01/31/2017		182.46
086905	W	01/25/2017	TAYLOR HAUGHT	000041	RECONCILED:01/31/2017		93.06
086906	W	01/25/2017	CHRIS PERETTI	000073	RECONCILED:01/31/2017		36.57
086907	W	01/25/2017	LORI ALLENBAUGH	000171	RECONCILED:01/31/2017		53.50
086908	W	01/25/2017	BEVERLY BILGER	000181	RECONCILED:01/31/2017		53.50
086909	W	01/25/2017	LORI BYERS DBA SAY IT WITH STYLE	000347			60.00
086910	W	01/25/2017	COURTYARD COLUMBUS DOWNTOWN	000462			160.00
086911	W	01/25/2017	CANTON CITY SCHOOLS	000495			80.00
086912	W	01/25/2017	DOMINION EAST OHIO	000600	RECONCILED:01/31/2017		2,610.17
086913	W	01/25/2017	FELTY-HEINLEN ARCHITECTS AND PLANNERS INC	000722	RECONCILED:01/31/2017		337.50
086914	W	01/25/2017	FRIENDLY WHOLESale	000738	RECONCILED:01/31/2017		196.00
086915	W	01/25/2017	FURBAY ELECTRIC SUPPLY CO	000763	RECONCILED:01/31/2017		194.85
086916	W	01/25/2017	GOVCONNECTION	000817	RECONCILED:01/31/2017		759.60
086917	W	01/25/2017	HAMPTON INN	000982			532.00
086918	W	01/25/2017	JOHN R GREEN COMPANY	001051	RECONCILED:01/31/2017		83.71
086919	W	01/25/2017	KAHL'S TELECOM	001146	RECONCILED:01/31/2017		200.00
086920	W	01/25/2017	KONICA MINOLTA PREMIER FINANCE	001153			946.66
086921	W	01/25/2017	QWEST- LCI CUSTOMER SERVICE	001227			87.53
086922	W	01/25/2017	MT BUSINESS TECHNOLOGIES INC 1150 NAT'L PKWY	001311	RECONCILED:01/31/2017		51.88
086924	W	01/25/2017	OHIO EDISON COMPANY	001411	RECONCILED:01/31/2017		6,809.55

Date: 02/06/2017  
Time: 11:17 am

LOUDONVILLE-PERRYSVILLE EX VI  
SORT BY CHECK NUMBER  
CHECK DATES BETWEEN 01/01/2017 AND 01/31/2017  
WARRANT, REFUND, MEMO CHECKS

Page: 4  
(CHEKPY)

CHECK	TYPE	DATE	VENDOR	VENDOR	STATUS/DATE	BANK CODE	CHECK AMOUNT
086925	W	01/25/2017	OCTELA SPRING CONFERENCE	001425	RECONCILED:01/31/2017		390.00
086926	W	01/25/2017	OHIO FFA ASSOCIATION	001467			1,309.00
086927	W	01/25/2017	PERRY CORPORATION	001593	RECONCILED:01/31/2017		106.01
086928	W	01/25/2017	RUMPKE CONSOLIDATED CO	001608	RECONCILED:01/31/2017		1,175.98
086929	W	01/25/2017	RIVER EDUCATION SERVICES INC LEAP PROGRAM	001618			23,400.00
086930	W	01/25/2017	RESTAURANT EQUIPPERS INC	001657			2,495.57
086931	W	01/25/2017	TRUAX PRINTING INC	001805	RECONCILED:01/31/2017		50.00
086932	W	01/25/2017	TRANSPORTATION ACCESSORIES CO	001839	RECONCILED:01/31/2017		145.29
086933	W	01/25/2017	TRI COUNTY E S C	001879	RECONCILED:01/31/2017		313.57
086934	W	01/25/2017	US BANK OFFICE EQUIPMENT FINANCE SERV	001912			1,062.57
086935	W	01/25/2017	VERIZON WIRELESS	001974	RECONCILED:01/31/2017		79.57
086936	W	01/25/2017	FRONTIER	001976	RECONCILED:01/31/2017		454.11
086937	W	01/25/2017	WAGWORKS INC	002083	RECONCILED:01/31/2017		191.26
086938	W	01/25/2017	JEFF BURTON	003004			57.00
086939	W	01/25/2017	MICHAEL HEALY	003039	RECONCILED:01/31/2017		97.00
086940	W	01/25/2017	DARREN GEISER	003082			200.00
086941	W	01/25/2017	BRIAN MUNSEY	003127	RECONCILED:01/31/2017		57.00
086942	W	01/25/2017	STEVE HARTMAN	003176			57.00
086943	W	01/25/2017	BRETT CARPENTER	003257			57.00
086944	W	01/25/2017	JAMES WILSON II	003328			40.00
086945	W	01/25/2017	WILLIAM MUSSER	003331	RECONCILED:01/31/2017		160.00
086946	W	01/25/2017	KENNETH DEPRIEST	003333	RECONCILED:01/31/2017		120.00
086947	W	01/25/2017	DON MCDANIEL	003334	RECONCILED:01/31/2017		40.00
086948	W	01/25/2017	DUANE CAMPBELL	003362	RECONCILED:01/31/2017		57.00
086949	W	01/25/2017	JEFFERY ALLISON	003609	RECONCILED:01/31/2017		137.00
086950	W	01/25/2017	GREGORY APPLGATE	003672	RECONCILED:01/31/2017		60.00
086951	W	01/25/2017	KIRBY KISER	003679			57.00
086952	W	01/25/2017	RICHARD KVOCHICK	003725			100.00
086953	W	01/25/2017	CONAN CUPPLES	003761	RECONCILED:01/31/2017		40.00
086954	W	01/25/2017	BENJAMIN GUNN	003786			57.00
086955	W	01/25/2017	HANNAH PURDY	004524			500.00
086956	W	01/25/2017	CINDY PRIBBLE	004611	RECONCILED:01/31/2017		50.00
086957	W	01/25/2017	PATTI FORBES	004623			172.24
086958	W	01/25/2017	LESLIE KAMENIK	005002	RECONCILED:01/31/2017		98.65
086959	W	01/25/2017	CHRISTINE BOWMAN	005055			53.50
086960	W	01/25/2017	SERENA FENTON	005059			44.95
086961	W	01/25/2017	MARY BOWERS	005094	RECONCILED:01/31/2017		30.24
086962	W	01/25/2017	LISA GONZALEZ	005096	RECONCILED:01/31/2017		96.30
086963	W	01/25/2017	REBEKKAH LEITENBERGER	005100	RECONCILED:01/31/2017		39.40
086964	W	01/25/2017	OHIO STATE USBC YOUTH ASSOC	014037			75.00
086965	W	01/25/2017	OMNICHEER	014087			88.90
086966	W	01/25/2017	OHIO ASSOCIATION FOR GIFTED CHILDREN	014090			165.00
086967	W	01/25/2017	SHARE CORPORATION	017008	RECONCILED:01/31/2017		177.11
086968	W	01/27/2017	TEXAS LIFE INSURANCE	001873			15.60
086969	W	01/27/2017	SCHOOL EMPLOYEES RET. SYSTEM	009046			806.80
086970	W	01/27/2017	AMERICAN FIDELITY - LIFE - BD	009060			131.39
086971	W	01/27/2017	AMERICAN FIDELITY - CRITICAL	009063			54.16
086972	W	01/27/2017	AMERICAN FIDELITY-ACCIDENT-BD	009095			158.32



Date: 02/06/2017  
 Time: 11:17 am

LOUDONVILLE-PERRYSVILLE EX VI  
 SORT BY CHECK NUMBER  
 CHECK DATES BETWEEN 01/01/2017 AND 01/31/2017  
 WARRANT, REFUND, MEMO CHECKS

Page: 5  
 (CHEKPY)

CHECK	TYPE	DATE	VENDOR	VENDOR	STATUS/DATE	BANK CODE	CHECK AMOUNT
086973	W	01/27/2017	AMERICAN FIDELITY-DISABILITY	009096			708.18
086974	W	01/27/2017	AMERICAN FIDELITY-FLEX SP-BD	009097			8,004.47
086975	W	01/27/2017	AMERICAN FIDELITY-CANCER-BD.	009099			350.02
086976	W	01/27/2017	METROPOLITAN EDUCATIONAL COUNCIL	013007			578.70
905554	M	01/05/2017	LOUDONVILLE HIGH SCHOOL	900000			10.50
905555	M	01/09/2017	S.T.R.S.	900009			4,160.61
905556	M	01/09/2017	NATIONAL CITY BANK	900027			3,558.23
905557	M	01/09/2017	STAR2STAR COMMUNICATIONS	900037			391.03
905558	M	01/09/2017	AMAZON.COM	900041			1,613.66
905559	M	01/09/2017	AMAZON.COM	900041			442.56
905562	M	01/23/2017	S.T.R.S.	900009			4,160.61
905563	M	01/23/2017	NATIONAL CITY BANK	900027			3,711.76
905564	M	01/27/2017	L-P BOARD OF EDUCATION	900100			175,743.15
905565	M	01/27/2017	L-P BOARD OF EDUCATION	900100			7,733.86
905566	M	01/27/2017	L-P BOARD OF EDUCATION	900100			1,450.39
905567	M	01/27/2017	L-P SCHOOLS CAFETERIA	900031			175.64
			TERRI BLANCHARD				
905568	M	01/30/2017	S.T.R.S.	900009			66,714.00
905569	M	01/30/2017	S.E.R.S.	900010			19,320.00
905570	M	01/30/2017	OHIO DEPT OF EDUCATION	900005			36,025.25
905571	M	01/30/2017	OHIO DEPT OF EDUCATION	900005			34,442.46
905572	M	01/30/2017	MEDICAL MUTUAL OF OHIO	900103			52,110.93
905573	M	01/30/2017	MEDICAL MUTUAL OF OHIO	900103			175,186.91
905574	M	01/30/2017	LOUDONVILLE HIGH SCHOOL	900000			18.00
905575	M	01/31/2017	INTERNAL REVENUE SERVICE	900044			48.19
V VOIDED CHECKS			0		CHECK TOTALS		0.00
R RECONCILED CHECKS			150		CHECK TOTALS		176,931.20
W WARRANT CHECKS			188		CHECK TOTALS		220,020.76
M MEMO CHECKS			20		CHECK TOTALS		587,017.74
B REFUND CHECKS			0		CHECK TOTALS		0.00
I INVESTMENT CHECKS			0		CHECK TOTALS		0.00
T TRANSFER CHECKS			0		CHECK TOTALS		0.00
D DISTRIBUTION CHECKS			0		CHECK TOTALS		0.00
C PAYROLL CHECKS			0		CHECK TOTALS		0.00
MISSING CHECKS			0				
** TOTAL CHECKS (LESS VOIDED)			208		** TOTAL NET		807,038.50
*** TOTAL CHECKS WRITTEN			208		*** GRAND TOTALS		807,038.50

Date: 02/06/2017  
Time: 11:16 am

LOUDONVILLE-PERRYSVILLE EX VI  
SORT BY CHECK NUMBER  
CHECK DATES BETWEEN 01/01/2017 AND 01/31/2017  
ALL CHECKS SELECTED

Page: 1  
(CHEKPY)

CHECK	TYPE	DATE	VENDOR	VENDOR	STATUS/DATE	BANK CODE	CHECK AMOUNT
086923	W	01/25/2017	MIDLAND COUNCIL OF GOVERNMENTS TRI-COUNTY COMPUTER SERVICES	001395	RECONCILED:01/31/2017		30,385.00
V VOIDED CHECKS			0	CHECK TOTALS		0.00	
R RECONCILED CHECKS			1	CHECK TOTALS		30,385.00	
W WARRANT CHECKS			1	CHECK TOTALS		30,385.00	
M MEMO CHECKS			0	CHECK TOTALS		0.00	
B REFUND CHECKS			0	CHECK TOTALS		0.00	
I INVESTMENT CHECKS			0	CHECK TOTALS		0.00	
T TRANSFER CHECKS			0	CHECK TOTALS		0.00	
D DISTRIBUTION CHECKS			0	CHECK TOTALS		0.00	
C PAYROLL CHECKS			0	CHECK TOTALS		0.00	
MISSING CHECKS			0				
** TOTAL CHECKS (LESS VOIDED)			1	** TOTAL NET		30,385.00	
*** TOTAL CHECKS WRITTEN			1	*** GRAND TOTALS		30,385.00	