

*Loudonville-Perrysville
Exempted Village School
District*



*Financial Reports for the period
ending March 31, 2016*

*Prepared by Marie Beddow,
Treasurer/CFO*

**Loudonville-Perrysville Exempted Village School District
General Account Reconciliation
March 31, 2016**

Farmers and Savings Bank (.01% Yield)	905,647.95
Total Demand Deposits:	905,647.95
Outstanding Checks:	22,300.24
Bank Balance minus Outstanding:	883,347.71
<hr/>	
Total Cash Fund Balance:	4,310,175.65

Investments:

STAR Ohio General Account (.44%)	1,100,612.80
PNC Money Market (.10)	531,831.29
National City Bank Payroll Account	500.00
Fifth Third Mutual Fund (.01%)	37,211.61
Fifth Third Securities CD Due 8/20/2018 (1.75%)	248,000.00
Fifth Third Securities CD Due 2/21/2018 (1.45%)	248,000.00
Fifth Third Securities CD Due 8/20/2018 (1.75%)	248,000.00
Fifth Third Securities CD Due 10/17/2017 (1.50%)	250,000.00
Fifth Third Securities CD Due 2/5/2018 (1.30%)	250,000.00
Fifth Third Securities CD Due 10/17/2016 (1.00%)	250,000.00
Total Investments:	3,164,155.70

Payroll 4/1/16: Transfer to cover was made 3/30/16	(236,935.70)
Payroll 4/1/16: STRS contribution payment	(25,736.54)

Total Adjustments:	(262,672.24)
---------------------------	---------------------

Subtotal:	883,347.71
------------------	-------------------

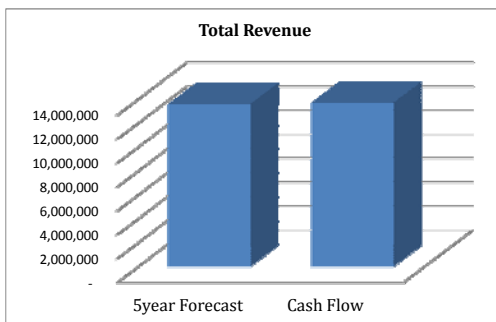
DIFFERENCE:	0.00
--------------------	-------------

Prepared:		
	Initials	Date
Reviewed:		
	Initials	Date

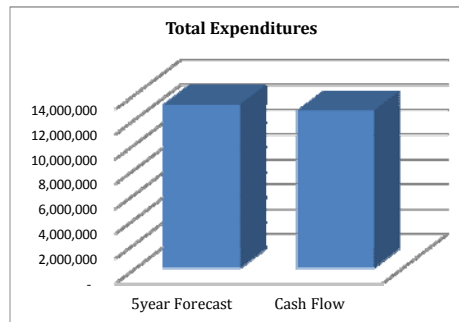
Five Year Forecast Comparison to Actual Cash Flow

	Difference	Proj. from Current 5year Forecast 2016	Proj. from Actual/Est. Cash Flow 2016	FYTD <u>Actual</u> Through Month Of: July - March	<u>Estimated</u> for Remaining Months
Revenue:					
1.010 - General Property Tax (Real Estate)	2,690	4,061,263	4,063,953	2,801,029	1,262,924
1.020 - Public Utility Personal Property	3,640	833,329	836,969	444,226	392,743
1.030 - Income Tax	27,469	1,747,747	1,775,216	1,351,231	423,985
1.035 - Unrestricted Grants-in-Aid	3,412	5,357,602	5,361,014	3,956,823	1,404,191
1.040 - 1.045 - Restricted Grants-in-Aid	(8,980)	213,810	204,830	141,139	63,691
1.050 - Property Tax Allocation	13,334	687,389	700,723	357,393	343,330
1.060 - All Other Operating Revenues	76,385	590,857	667,242	458,948	208,294
1.070 - Total Revenue	117,951	13,491,996	13,609,947	9,510,789	4,099,158
Other Financing Sources:					
2.070 - Total Other Financing Sources	(1,755)	80,569	78,814	77,238	1,576
2.080 - Total Revenues and Other Financing Sources	116,196	13,572,565	13,688,761	9,588,027	4,100,734
Expenditures:					
3.010 - Personnel Services	(38,966)	6,231,316	6,192,350	4,445,901	1,746,449
3.020 - Employees' Retirement/Insurance Benefits	(76,863)	3,073,130	2,996,267	2,152,885	843,382
3.030 - Purchased Services	(223,332)	2,409,696	2,186,364	1,586,364	600,000
3.040 - Supplies and Materials	(112,352)	598,905	486,553	325,551	161,002
3.050 - Capital Outlay	(42,373)	557,081	514,708	485,736	28,972
3.060 - 4.060 - Intergovernmental, Debt & Interest	-	111,805	111,805	94,786	17,019
4.300 - Other Objects	(15,470)	176,700	161,230	90,624	70,606
4.500 - Total Expenditures	(509,356)	13,158,633	12,649,277	9,181,847	3,467,430
Other Financing Uses:					
5.040 - Total Other Financing Uses	-	1,000	1,000	-	1,000
5.050 - Total Expenditures and Other Financing Uses	(509,356)	13,159,633	12,650,277	9,181,847	3,468,430
Excess of Rev & Other Financing Uses Over (Under)					
6.010 - Expenditures and Other Financing Uses	625,552	412,932	1,038,484	406,180	632,304
7.010 - Cash Balance July 1	(11)	3,237,904	3,237,893		
7.020 - Cash Balance June 30	625,541	3,650,836	4,276,377		

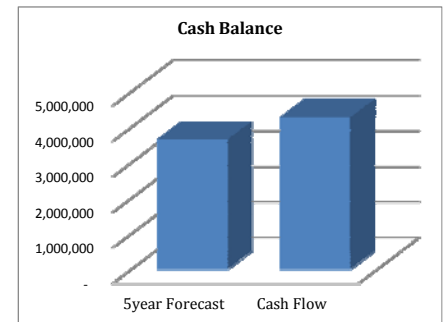
Projected Differences from 5year Forecast Actuals/Estimates as compared to Cash Flow Actual/Estimates



Dollar Variance: 116,196
Percent Variance: 0.86%



Dollar Variance: (509,356)
Percent Variance: -3.87%



Dollar Variance: 625,541
Percent Variance: 17.13%

**LOUDONVILLE-PERRYSVILLE EXEMPTED VILLAGE SCHOOL DISTRICT
GENERAL FUND TWO-YEAR COMPARISON
March 31, 2016**

This is the % change as of 3.31.16 comparing Actual FY2015 to Actual FY2016

	FY2015		FY2016			
	ACTUAL ANNUAL	FYTD ACTUAL MAR.	PROJECTED ANNUAL *	% Diff. ANNUAL *	FYTD ACTUAL MAR.	% Diff. MAR.
REVENUES						
General Property (Real Estate)	4,066,887	2,814,006	4,061,263	-0.14%	2,801,029	-0.46%
Tangible Personal Property Tax	843,906	453,082	833,329	-1.25%	444,226	-1.95%
Income Tax	1,713,477	1,288,272	1,747,747	2.00%	1,351,231	4.89%
Unrestricted Grants-in-Aid	4,890,690	3,980,934	5,357,602	9.55%	3,956,823	-0.61%
Restricted Grants-in-Aid **	236,201	138,540	213,810	-9.48%	141,139	1.88%
Property Tax Allocation (Homestead/Rollback)	692,057	373,270	687,389	-0.67%	357,393	-4.25%
All Other Operating Revenue	855,096	641,434	590,857	-30.90%	458,948	-28.45%
Total Revenue	13,298,314	9,689,538	13,491,997	1.46%	9,510,789	-1.84%
OTHER FINANCING SOURCES						
Operating Transfers-In		-				
Advances-In	-	-	74,569	N/A	74,569	N/A
All Other Financial Sources	57,107	39,533	6,000	-89.49%	2,669	-93.25%
Total Other Financing Sources	57,107	39,533	80,569	41.08%	77,238	N/A
Total Revenues and Other Financing Sources	13,355,421	9,729,071	13,572,566	1.63%	9,588,027	-1.45%
EXPENDITURES						
Personal Services	6,413,949	4,800,524	6,231,316	-2.85%	4,445,901	-7.39%
Employees' Retirement/Insurance Benefits	2,846,728	2,176,718	3,073,130	7.95%	2,152,885	-1.09%
Purchased Services	2,245,100	1,696,635	2,391,696	6.53%	1,586,364	-6.50%
Supplies and Materials	415,373	299,073	598,905	44.18%	325,551	8.85%
Capital Outlay ₂	289,323	243,821	518,402	79.18%	485,736	99.22%
Other Objects	306,929	202,466	288,505	-6.00%	185,410	-8.42%
Total Expenditures	12,517,402	9,419,237	13,101,954	4.67%	9,181,847	-2.52%
OTHER FINANCING USES						
Operational Transfers - Out		-				
Advances - Out	74,569	-	1,000	-98.66%	-	0.00%
All Other Financing Uses	-	-	-		-	0.00%
Total Other Financing Uses	74,569	-	1,000	-98.66%	-	0.00%
Total Expenditures and Other Financing Uses	12,591,971	9,419,237	13,102,954	4.06%	9,181,847	-2.52%
Excess Rev. & Other Fin. Sources Over (Under) Exp.	763,450	309,834	469,612	-38.49%	406,180	31.10%
Beginning Cash Balance	2,474,456	2,474,456	3,237,906	30.85%	3,237,908	30.85%
Ending Cash Balance	\$ 3,237,906	\$ 2,784,290	\$ 3,707,518	14.50%	\$ 3,644,088	30.88%
Outstanding Encumbrances	87,162	548,376	-	-100.00%	700,695	27.78%
Ending Unencumbered Cash Balance	\$ 3,150,744	\$ 2,235,914	\$ 3,707,518	17.67%	\$ 2,943,393	31.64%

Date: 04/01/2016
 Time: 8:32 am

LOUDONVILLE-PERRYSVILLE EX VI
 Financial Report by Fund/Fund/SCC

Page: 1
 (FINSUM)

Fund #	Fund Description	FYTD Receipts	MTD Expenditures	FYTD Expenditures	Current Fund Balance	Current Encumbrances	Unencumbered Fund Balance	Bank Code
001 0000	GENERAL							
	3,201,158.06	714,394.86	9,243,024.13	935,854.80	8,905,467.02	3,538,715.17	613,934.03	2,924,781.14
001 9992	CAPITAL/MAINTENANCE - SET-ASIDE							
	36,750.00	0.00	345,000.00	7,840.96	276,380.90	105,369.10	86,761.27	18,607.83
	TOTAL FOR Fund 001 - GENERAL:							
	3,237,908.06	714,394.86	9,588,024.13	943,695.76	9,181,847.92	3,644,084.27	700,695.30	2,943,388.97
003 0000	PERMANENT IMPROVEMENT							
	100,378.62	20,856.55	136,481.43	1,634.06	145,491.98	91,368.07	41,497.00	49,871.07
	TOTAL FOR Fund 003 - PERMANENT IMPROVEMENT:							
	100,378.62	20,856.55	136,481.43	1,634.06	145,491.98	91,368.07	41,497.00	49,871.07
006 0000	FOOD SERVICES							
	6,160.41	46,387.66	278,758.78	65,540.27	368,785.34	83,866.15-	74,157.56	158,023.71-
	TOTAL FOR Fund 006 - FOOD SERVICE:							
	6,160.41	46,387.66	278,758.78	65,540.27	368,785.34	83,866.15-	74,157.56	158,023.71-
007 9001	YOUNG TRUST							
	6,501.65	0.00	0.00	0.00	775.00	5,726.65	0.00	5,726.65
007 9002	HUGO H. & MABEL B. YOUNG O/S CITIZEN SCHOLAR.							
	12,000.00	0.00	0.00	0.00	11,250.00	750.00	0.00	750.00
007 9004	MILESTONE BENEFITS - STUDENT SCHOLARSHIP FUND							
	2,000.00	2,000.00	2,000.00	0.00	1,000.00	3,000.00	1,000.00	2,000.00
007 9007	HEATHER DERRENBERGER SCHOLARSHIP-LONG LAKE, IN							
	1,000.00	0.00	0.00	0.00	0.00	1,000.00	500.00	500.00
007 9008	YEAGER SCHOLARSHIP - SPECIAL TRUST							
	1,000.00	1,000.00	1,000.00	1,000.00	1,000.00	1,000.00	0.00	1,000.00
007 9010	PEPSI SCHOLARSHIP							
	3,314.00	0.00	0.00	0.00	0.00	3,314.00	2,500.00	814.00
007 9014	FRATERNAL ORDER OF EAGLES SCHOLARSHIP							
	6,000.00	0.00	0.00	1,250.00	2,000.00	4,000.00	3,000.00	1,000.00
007 9015	MEDICAL MUTUAL SCHOLARSHIP							
	1,000.00	0.00	0.00	0.00	1,000.00	0.00	0.00	0.00
007 9813	C.E. BUDD TEACHER'S LOUNGE							
	214.69	0.00	186.61	0.00	0.00	401.30	0.00	401.30

*** NOTE!! ONLY ACTIVE ACCOUNTS HAVE BEEN SELECTED, TOTALS MAY EXCLUDE AMOUNTS THAT ARE RELATED TO INACTIVE ACCOUNTS.

Date: 04/01/2016
 Time: 8:32 am

LOUDONVILLE-PERRYSVILLE EX VI
 Financial Report by Fund/Fund/SCC

Page: 2
 (FINSUM)

Fund #	Fund Description	FYTD	MTD	FYTD	Current	Current	Unencumbered	Bank
Begin	Balance	Receipts	Expenditures	Expenditures	Fund	Encumbrances	Fund	Code
					Balance		Balance	
007	9814 TEACHERS STUDY LOUNGE-HIGH SCHOOL							
	1,418.00	49.28	182.08	50.00	256.34	1,343.74	1,243.66	100.08
007	9815 PJHS FACULTY LOUNGE FUND							
	228.54	0.00	0.00	0.00	0.00	228.54	0.00	228.54
007	9816 UNCLAIMED FUNDS (STALE-DATED CHECKS)							
	3,492.58	0.00	0.00	0.00	0.00	3,492.58	0.00	3,492.58
	TOTAL FOR Fund 007 - SPECIAL TRUST:							
	38,169.46	3,049.28	3,368.69	2,300.00	17,281.34	24,256.81	8,243.66	16,013.15
009	0000 UNIFORM SUPPLIES							
	0.00	23.75	659.30	0.00	2,257.72	1,598.42-	0.00	1,598.42-
	TOTAL FOR Fund 009 - UNIFORM SCHOOL SUPPLIES:							
	0.00	23.75	659.30	0.00	2,257.72	1,598.42-	0.00	1,598.42-
014	9021 MOHICAN YOUTH ACADEMY							
	313.39	148,841.93	630,209.40	62,141.20	646,989.88	16,467.09-	268,617.30	285,084.39-
	TOTAL FOR Fund 014 - ROTARY-INTERNAL SERVICES:							
	313.39	148,841.93	630,209.40	62,141.20	646,989.88	16,467.09-	268,617.30	285,084.39-
018	9801 PUBLIC SCHOOL SUPPORT FUND-PERRYSVILLE							
	9,681.86	392.00	1,769.25	1,094.68-	2,296.48	9,154.63	2,760.59	6,394.04
018	9802 PUBLIC SCHOOL SUPPORT FUND-MCMULLEN							
	13,526.29	378.75	3,852.84	2,845.43	7,123.27	10,255.86	4,920.29	5,335.57
018	9803 PUBLIC SCHOOL SUPPORT FUND-BUDD							
	1,669.02	201.00	2,375.52	140.07-	299.07-	4,343.61	4,665.15	321.54-
018	9804 PUBLIC SCHOOL SUPPORT FUND-HIGH SCHOOL							
	7,183.86	475.00-	3,790.92	1,897.30	4,948.64	6,026.14	1,270.29	4,755.85
	TOTAL FOR Fund 018 - PUBLIC SCHOOL SUPPORT:							
	32,061.03	496.75	11,788.53	3,507.98	14,069.32	29,780.24	13,616.32	16,163.92
019	9203 FIRST PRESBYTERIAN CHURCH: SCHOOL SUPPLIES							
	1,237.20	0.00	600.00	0.00	0.00	1,837.20	0.00	1,837.20
019	9401 HUGO & MABEL YOUNG FOUNDATION: IB SCHOOL FEES							
	2,400.00	0.00	0.00	0.00	0.00	2,400.00	0.00	2,400.00
019	9506 ARCHERY GRANT: FISHER							
	500.00	0.00	2,500.00	0.00	3,000.00	0.00	0.00	0.00

*** NOTE!! ONLY ACTIVE ACCOUNTS HAVE BEEN SELECTED, TOTALS MAY EXCLUDE AMOUNTS THAT ARE RELATED TO INACTIVE ACCOUNTS.

Date: 04/01/2016
 Time: 8:32 am

LOUDONVILLE-PERRYSVILLE EX VI
 Financial Report by Fund/Fund/SCC

Page: 3
 (FINSUM)

Fund #	Fund Description	FYTD	MTD	FYTD	Current	Current	Unencumbered	Bank
Begin	MTD	Receipts	Expenditures	Expenditures	Fund	Encumbrances	Fund	Balance
Balance	Receipts				Balance		Balance	Code
019 9507	CHANBER OF COMMERCE: STUDENT NEEDS	150.00	0.00	0.00	150.00	0.00	150.00	
019 9508	MOHICAN AREA COMMUNITY FUND: EXTRA CURRICULAR	838.00	0.00	1,500.00	307.00	307.00	2,031.00	0.00
019 9509	YOUNG FOUNDATION GRANT: ROBOTICS LAB	4,051.89	0.00	0.00	0.00	3,862.23	189.66	194.00
019 9601	ACCF GRANT: STONER, C.E. BUDD	0.00	0.00	2,500.00	0.00	2,500.00	0.00	0.00
019 9602	ACCF GRANT: ASHBY LHS	0.00	0.00	2,015.00	0.00	0.00	2,015.00	0.00
019 9603	BELIEVE IN OHIO: YOUNGEN	0.00	0.00	800.00	0.00	0.00	800.00	0.00
019 9604	FIRST ENERGY GRANT: GRIBBLE	0.00	0.00	1,000.00	927.07	927.07	72.93	0.00
019 9605	KNIGHTS OF COLUMBUS: COATS FOR KIDS LHS	0.00	0.00	500.00	0.00	264.17	235.83	235.83
019 9702	L-P ENDOWMENT FUND	0.00	0.00	8,681.00	0.00	1,000.00	7,681.00	0.00
019 9714	CHILDREN'S HUNGER ALLIANCE FY08	826.28	0.00	0.00	0.00	273.04	553.24	0.00
	TOTAL FOR Fund 019 - OTHER GRANT:	10,003.37	0.00	20,096.00	1,234.07	12,133.51	17,965.86	429.83
022 9501	OHSAA TOURNAMENT GAME	0.00	0.00	1,358.00	0.00	1,279.65	78.35	60.00
	TOTAL FOR Fund 022 - DISTRICT AGENCY:	0.00	0.00	1,358.00	0.00	1,279.65	78.35	60.00
024 0000	EMPLOYEE HEALTH BENEFITS - SELF-INSURANCE	693,540.12	187,317.05	1,562,620.22	261,783.63	1,635,702.12	620,458.22	2,777.99
	TOTAL FOR Fund 024 - EMPLOYEE BENEFITS SELF INS.:	693,540.12	187,317.05	1,562,620.22	261,783.63	1,635,702.12	620,458.22	2,777.99
031 0000	UNDERGROUND STORAGE TANK FUND (BUSTR)	11,000.00	0.00	0.00	0.00	0.00	11,000.00	0.00

*** NOTE!! ONLY ACTIVE ACCOUNTS HAVE BEEN SELECTED, TOTALS MAY EXCLUDE AMOUNTS THAT ARE RELATED TO INACTIVE ACCOUNTS.

Date: 04/01/2016
 Time: 8:32 am

LOUDONVILLE-PERRYVILLE EX VI
 Financial Report by Fund/Fund/SCC

Page: 4
 (FINSUM)

Fund #	Fund Description	FYTD Receipts	MTD Expenditures	FYTD Expenditures	Current Fund Balance	Current Encumbrances	Unencumbered Fund Balance	Bank Code
	TOTAL FOR Fund 031 - UNDERGROUND STORAGE TANK FUND							
	11,000.00	0.00	0.00	0.00	11,000.00	0.00	11,000.00	
200 921A	FOREIGN LANGUAGE CLUB							
	423.99	0.00	0.00	0.00	423.99	0.00	423.99	
200 932A	F.C.C.L.A. (F.H.A.)							
	3,026.97	0.00	0.00	500.00-	3,526.97	0.00	3,526.97	
200 933A	F.F.A.							
	493.58	70.00	8,665.65	4,152.90	11,319.39	2,160.16-	11,919.20	14,079.36-
200 943A	DANCE TEAM							
	54.22	0.00	470.00	0.00	265.17	259.05	0.00	259.05
200 961A	STUDENT COUNCIL							
	200.16	0.00	1,300.15	20.00	1,175.32	324.99	19.20	305.79
200 961B	JR. HIGH STUDENT COUNCIL-PERRYVILLE							
	306.04	0.00	406.00	0.00	316.81	395.23	0.00	395.23
200 962A	ACADEMIC CHALLENGE							
	12.00	0.00	400.00	0.00	387.68	24.32	0.00	24.32
200 965A	T.I. (TEEN INSTITUTE)							
	82.02	48.00	48.00	0.00	0.00	130.02	18.00	112.02
200 966A	COUNCIL FOR EXCEPTIONAL CHILDREN-C.E.C. CLUB							
	368.00	200.00-	4,115.00	0.00	3,451.50	1,031.50	0.00	1,031.50
200 967I	CLASS OF 2014							
	1,052.13	0.00	0.00	1,052.13	1,052.13	0.00	0.00	0.00
200 967J	CLASS OF 2015							
	2,447.58	0.00	0.00	0.00	2,447.58	0.00	0.00	0.00
200 967K	CLASS OF 2016							
	852.00	756.00	945.00	0.00	0.00	1,797.00	1,888.25	91.25-
200 967L	CLASS OF 2017							
	721.00	28.00	238.00	0.00	0.00	959.00	0.00	959.00
200 967M	CLASS OF 2018							
	266.60	49.00	266.00	0.00	0.00	532.60	0.00	532.60
200 967N	CLASS OF 2019							
	0.00	7.00	217.00	0.00	0.00	217.00	0.00	217.00

*** NOTE!! ONLY ACTIVE ACCOUNTS HAVE BEEN SELECTED, TOTALS MAY EXCLUDE AMOUNTS THAT ARE RELATED TO INACTIVE ACCOUNTS.

Date: 04/01/2016
 Time: 8:32 am

LOUDONVILLE-PERRYSVILLE EX VI
 Financial Report by Fund/Fund/SCC

Page: 5
 (FINSUM)

Fund #	Fund Description	FYTD Receipts	MTD Expenditures	FYTD Expenditures	Current Fund Balance	Current Encumbrances	Unencumbered Fund Balance	Bank Code	
200 969A	REDBIRD 268.66	147.00	220.00	0.00	32.50	456.16	267.50	188.66	
200 971A	HONOR SOCIETY 584.69	0.00	1,625.00	50.00	1,384.33	825.36	0.00	825.36	
200 973A	LEO CLUB 1,210.63	0.00	1,799.98	0.00	1,928.13	1,082.48	0.00	1,082.48	
200 974A	SKI CLUB 464.50	0.00	0.00	0.00	0.00	464.50	0.00	464.50	
200 975A	JOB SKILLS GROUP LHS 1,370.59	11.38	714.06	14.99	909.56	1,175.09	144.79	1,030.30	
200 976A	LHS PROM FUND 910.52	0.00	602.45	0.00	1,428.47	84.50	1,275.00	1,190.50-	
200 977A	LHS ROBOTICS TEAM FUND 0.00	2,540.98	2,540.98	1,672.28	1,672.28	868.70	1,972.64	1,103.94-	
TOTAL FOR Fund 200 - STUDENT MANAGED ACTIVITY:		15,115.88	3,457.36	24,573.27	6,962.30	27,270.85	12,418.30	17,504.58	5,086.28-
300 913A	DRAMA CLUB 4,317.34	0.00	2,050.00	0.00	401.64	5,965.70	0.00	5,965.70	
300 940A	MUSIC DEPARTMENT 8,555.87	3,121.00	3,231.00	247.34	806.06	10,980.81	4,629.41	6,351.40	
300 950A	ATHLETIC FUND - HIGH SCHOOL 14,507.59	1,175.00	81,630.83	9,982.66	102,709.41	6,570.99-	28,146.66	34,717.65-	
300 950B	ATHLETIC FUND - PERRYSVILLE JUNIOR HIGH 10,921.13	340.00	11,885.00	900.70	16,267.89	6,538.24	3,652.93	2,885.31	
300 968A	YEARBOOK FUND HIGH SCHOOL 126.36	45.00	1,407.00	0.00	739.20	794.16	0.00	794.16	
TOTAL FOR Fund 300 - DISTRICT MANAGED ACTIVITY:		38,428.29	4,681.00	100,203.83	11,130.70	120,924.20	17,707.92	36,429.00	18,721.08-
451 9116	ONENET PUBLIC COMMUNICATIONS SUBSIDY - FY16 0.00	3,600.00	7,200.00	0.00	0.00	7,200.00	0.00	7,200.00	
TOTAL FOR Fund 451 - DATA COMMUNICATION FUND:		0.00	3,600.00	7,200.00	0.00	7,200.00	0.00	7,200.00	

*** NOTE!! ONLY ACTIVE ACCOUNTS HAVE BEEN SELECTED, TOTALS MAY EXCLUDE AMOUNTS THAT ARE RELATED TO INACTIVE ACCOUNTS.

Fund #	Fund Description	FYTD Receipts	MTD Expenditures	FYTD Expenditures	Current Fund Balance	Current Encumbrances	Unencumbered Fund Balance	Bank Code
461 9115	HSTW GRANT FY2015							
	2,907.35	0.00	0.00	2,907.35	0.00	0.00	0.00	
461 9116	HSTW GRANT FY2016							
	0.00	0.00	4,189.05	4,189.05	0.00	500.00	500.00-	
	TOTAL FOR Fund 461 - VOCATIONAL EDUC. ENHANCEMENTS							
	2,907.35	0.00	4,189.05	0.00	7,096.40	500.00	500.00-	
499 9115	PROJECT LEAD THE WAY FY15							
	2.59	0.00	0.00	0.00	2.59	0.00	2.59	
	TOTAL FOR Fund 499 - MISCELLANEOUS STATE GRANT FUN							
	2.59	0.00	0.00	0.00	2.59	0.00	2.59	
516 9115	IDEA-B SPECIAL EDUCATION FY2015							
	2,229.70	0.00	32,599.40	0.00	34,829.10	0.00	0.00	
516 9116	IDEA-B SPECIAL EDUCATION FY2016							
	0.00	18,816.31	122,183.95	18,816.31	141,000.26	18,816.31-	18,816.31-	
	TOTAL FOR Fund 516 - IDEA PART B GRANTS:							
	2,229.70	18,816.31	154,783.35	18,816.31	175,829.36	18,816.31-	18,816.31-	
536 9115	TITLE I SCHOOL IMPROVEMENT GRANT FY15							
	589.28-	0.00	2,011.04	0.00	1,421.76	0.00	0.00	
536 9116	TITLE I SCHOOL IMPROVEMENT GRANT FY16							
	0.00	1,971.38	4,120.38	2,042.07	6,162.45	2,042.07-	10,347.00	12,389.07-
	TOTAL FOR Fund 536 - TITLE I SCHOOL IMPROVEMENT A:							
	589.28-	1,971.38	6,131.42	2,042.07	7,584.21	2,042.07-	10,347.00	12,389.07-
572 9115	TITLE I: FY15							
	1,655.24	0.00	38,317.40	0.00	39,972.64	0.00	0.00	
572 9116	TITLE I: FY16							
	0.00	31,814.62	185,590.52	31,814.66	217,405.18	31,814.66-	25,973.45	57,788.11-
572 9215	TITLE I - D MYA							
	1,175.81	0.00	6,949.95	0.00	8,125.76	0.00	0.00	
572 9216	TITLE I - D MYA FY16							
	0.00	7,370.60	42,999.45	7,370.60	50,370.05	7,370.60-	56,443.52	63,814.12-
	TOTAL FOR Fund 572 - TITLE I DISADVANTAGED CHILDRE							
	2,831.05	39,185.22	273,857.32	39,185.26	315,873.63	39,185.26-	82,416.97	121,602.23-

*** NOTE!! ONLY ACTIVE ACCOUNTS HAVE BEEN SELECTED, TOTALS MAY EXCLUDE AMOUNTS THAT ARE RELATED TO INACTIVE ACCOUNTS.

Date: 04/01/2016
 Time: 8:32 am

LOUDONVILLE-PERRYSVILLE EX VI
 Financial Report by Fund/Fund/SCC

Page: 7
 (FINSUM)

Fund #	Fund Description	FYTD Receipts	MTD Expenditures	FYTD Expenditures	Current Fund Balance	Current Encumbrances	Unencumbered Fund Balance	Bank Code
590 9115	TITLE II-A: IMPROVING TEACH. QUALITY - FY15	815.39	0.00	6,377.15	0.00	7,192.54	0.00	0.00
590 9116	TITLE II-A: IMPROVING TEACH. QUALITY - FY16	0.00	3,642.08	23,720.50	3,642.15-	27,362.65	0.00	3,642.15-
TOTAL FOR Fund 590 - IMPROVING TEACHER QUALITY:		815.39	3,642.08	30,097.65	3,642.15-	34,555.19	0.00	3,642.15-
599 9115	TITLE VI-B RURAL & LOW INCOME FY15	1,133.12	0.00	1,133.12-	0.00	0.00	0.00	0.00
599 9116	TITLE VI-B RURAL & LOW INCOME FY16	0.00	1,299.82	3,462.41	527.53-	3,989.94	14,685.38	15,212.91-
TOTAL FOR Fund 599 - MISCELLANEOUS FED. GRANT FUND		1,133.12	1,299.82	2,329.29	527.53-	3,989.94	14,685.38	15,212.91-
GRAND TOTALS:								
4,192,408.55	1,198,021.00	12,836,729.66	1,424,143.29	12,718,962.56	4,310,175.65	1,271,977.89	3,038,197.76	

*** NOTE!! ONLY ACTIVE ACCOUNTS HAVE BEEN SELECTED, TOTALS MAY EXCLUDE AMOUNTS THAT ARE RELATED TO INACTIVE ACCOUNTS.

Date: 03/30/16
 Time: 10:28 am

LOUDONVILLE-PERRYSVILLE EX VI
 Revenue Account Summary
 SORTED BY FUND-SCC

Page: 1
 (REVSUM)

Account Number FND RCPT SCC SUBJ OU	Description	FYTD Receivable	FYTD Actual Receipts	MTD Actual Receipts	YTD Actual Receipts	FYTD Balance Receivable	FYTD Percent Received
001 1111 0000 000000 000	REAL ESTATE TAX - ASHLAND COUNTY	2,864,263.00	1,619,619.09	0.00	680,000.00	1,244,643.91	56.55
001 1122 0000 000000 000	PERSONAL PROPERTY TAX - ASHLAND CO.	706,329.00	332,088.60	0.00	0.00	374,240.40	47.02
001 1130 0000 000000 000	SCHOOL DISTRICT INCOME TAX	1,747,747.00	1,351,231.02	0.00	356,300.73	396,515.98	77.31
001 1190 0000 000000 000	MOBILE HOME TAX - ASHLAND	15,000.00	6,984.23	0.00	0.00	8,015.77	46.56
001 1221 0000 000000 000	TUITION - RECEIVED FROM OTHER DISTRICTS	20,000.00	10,823.29	6,624.01	6,624.01	9,176.71	54.12
001 1223 0000 000000 000	SPECIAL EDUCATION TUITION, EXCESS COSTS	15,000.00	0.00	0.00	0.00	15,000.00	0.00
001 1227 0000 000000 000	OPEN ENROLLMENT - RECEIVED FROM OTHER DIST.	422,957.00	316,628.85	35,259.65	110,144.95	106,328.15	74.86
001 1390 0000 000000 000	TRANSPORTATION FEES	3,000.00	2,923.57	0.00	0.00	76.43	97.45
001 1410 0000 000000 000	INTEREST	17,000.00	8,407.74	0.00	587.36	8,592.26	49.46
001 1810 0000 000000 000	BUILDING & EQUIPMENTAL RENTAL	100.00	243.07	0.00	243.07	143.07	243.07
001 1933 0000 000000 000	SALE OF PROPERTY	1,000.00	245.00	0.00	245.00	755.00	24.50
001 3110 0000 000000 000	SCHOOL FOUNDATION PROGRAM	3,036,876.00	2,256,280.21	238,469.27	729,001.39	780,595.79	74.30
001 3110 0000 000000 201	SCH. FOUND-SPECIAL ED WEIGHTED AID	505,579.00	398,306.65	43,982.49	138,803.54	107,272.35	78.78
001 3110 0000 000000 202	SCH. FOUNDATION - K-3 LITERACY	65,631.00	48,461.67	4,909.86	15,594.01	17,169.33	73.84
001 3110 0000 000000 203	SCH. FOUNDATION - CAPACITY AID	189,707.00	142,768.63	15,458.03	47,108.75	46,938.37	75.26
001 3110 0000 000000 204	PUPIL TRANSPORTATION	438,135.00	275,076.96	23,472.29	74,271.31	163,058.04	62.78

*** NOTE!! ONLY ACTIVE ACCOUNTS HAVE BEEN SELECTED, TOTALS MAY EXCLUDE AMOUNTS THAT ARE RELATED TO INACTIVE ACCOUNTS. ***

Date: 03/30/16
 Time: 10:28 am

LOUDONVILLE-PERRYSVILLE EX VI
 Revenue Account Summary
 SORTED BY FUND-SCC

Page: 2
 (REVSUM)

Account Number FND RCPT SCC SUBJ OU	Description	FYTD Receivable	FYTD Actual Receipts	MTD Actual Receipts	YTD Actual Receipts	FYTD Balance Receivable	FYTD Percent Received
001 3110 0000 000000 205	SCHOOL FOUNDATION - LEP	3,178.00	1,953.48	40.99-	335.48	1,224.52	61.47
001 3110 0000 000000 206	SCH.FOUNDATION - TARGETED ASSISTANCE	831,264.00	593,910.63	59,520.70	190,136.11	237,353.37	71.45
001 3110 0000 000000 207	SPECIAL ED. TRANSPORTATION-SCHOOL FOUNDATION	18,020.00	13,623.59	1,513.73	4,613.37	4,396.41	75.60
001 3110 0000 000000 208	SCH. FOUNDATION - THIRD GRADE READING BONUS	16,099.00	13,505.97	13,505.97	13,505.97	2,593.03	83.89
001 3110 0000 000000 209	SCH.FOUNDATION - GIFTED SUPPLEMENT	60,836.00	45,178.21	4,705.47	14,720.33	15,657.79	74.26
001 3110 0000 000000 210	SCH. FOUNDATION - GRADUATION BONUS	14,279.00	14,908.04	8.93-	14,908.04	629.04-	104.41
001 3110 0000 000000 211	SCHOOL FOUNDATION - PRESCHOOL	122,997.00	92,829.06	10,312.54	30,941.67	30,167.94	75.47
001 3131 0000 000000 000	10% AND 2.5% ROLLBACK	430,000.00	228,309.88	10,087.37	10,087.37	201,690.12	53.10
001 3132 0000 000000 000	HOMESTEAD EXEMPTION	169,391.05	85,083.87	3,146.86	3,146.86	84,307.18	50.23
001 3135 0000 000000 000	TPP TAX REPLACEMENT FUNDS	87,997.95	43,998.98	0.00	0.00	43,998.97	50.00
001 3190 0000 000000 000	CASINO REVENUE	55,000.00	60,021.47	0.00	28,728.15	5,021.47-	109.13
001 3211 0000 000000 000	SCH. FOUNDATION - ECONOMICALLY DISADVANTAGED	152,204.00	100,539.37	87.30-	26,574.65	51,664.63	66.06
001 3219 0000 000000 000	SCHOOL FOUNDATION CAREER TECH & CATASTROPHIC	61,606.00	40,598.01	9,813.04	17,509.28	21,007.99	65.90
001 4220 0000 000000 000	RESTRICTED-GRANT-FEDERAL THRU STATE-CAFS-MED	30,000.00	64,536.65	39,992.35	47,550.31	34,536.65-	215.12
001 5220 0000 000000 000	RETURN OF ADVANCE	74,569.46	74,569.46	0.00	0.00	0.00	100.00
001 5300 0000 000000 000	REFUND-PRIOR YEAR EXP.	5,000.00	2,423.52	0.00	0.00	2,576.48	48.47

*** NOTE!! ONLY ACTIVE ACCOUNTS HAVE BEEN SELECTED, TOTALS MAY EXCLUDE AMOUNTS THAT ARE RELATED TO INACTIVE ACCOUNTS. ***

LOUDONVILLE-PERRYSVILLE EX VI
 Revenue Account Summary
 SORTED BY FUND-SCC

Account Number FND RCPT SCC SUBJ OU	Description	FYTD Receivable	FYTD Actual Receipts	MTD Actual Receipts	YTD Actual Receipts	FYTD Balance Receivable	FYTD Percent Received
001 1740 0001 000000 000	CLASSROOM FEES - MC MULLEN ELEMENTARY	5,200.00	4,785.00	0.00	495.00	415.00	92.02
001 1890 0001 000000 000	OTHER LOCAL SOURCES - MISC.	22,000.00	8,626.93	410.32	2,205.16	13,373.07	39.21
001 1890 0001 000000 021	OTHER LOCAL SOURCES - MYA RESIDENT DISTRICTS	20,000.00	18,260.60	4,367.07	7,593.31	1,739.40	91.30
001 1111 0002 000000 000	REAL ESTATE TAXES - HOLMES	584,000.00	610,385.33	149,500.72	362,500.72	26,385.33-	104.52
001 1122 0002 000000 000	PERSONAL PROPERTY TAX - HOLMES	58,000.00	61,096.92	34,392.22	34,392.22	3,096.92-	105.34
001 1190 0002 000000 000	MOBILE HOME TAX - HOLMES	3,500.00	4,065.87	2,254.01	2,254.01	565.87-	116.17
001 1740 0002 000000 000	CLASSROOM FEES - BUDD ELEMENTARY	3,450.00	2,955.00	330.00	795.00	495.00	85.65
001 1111 0003 000000 000	REAL ESTATE TAXES - KNOX	150,000.00	168,544.47	0.00	90,189.34	18,544.47-	112.36
001 1122 0003 000000 000	PERSONAL PROPERTY TAX - KNOX	27,000.00	30,115.97	0.00	16,247.57	3,115.97-	111.54
001 1190 0003 000000 000	MOBILE HOME TAX - KNOX	950.00	918.07	324.77	324.77	31.93	96.64
001 1740 0003 000000 000	CLASSROOM FEES - PERRYSVILLE JR. HIGH	2,800.00	2,530.00	330.00	570.00	270.00	90.36
001 1111 0004 000000 000	REAL ESTATE TAXES - RICHLAND	138,000.00	57,480.31	0.00	0.00	80,519.69	41.65
001 1122 0004 000000 000	PERSONAL PROPERTY TAX - RICHLAND	42,000.00	20,923.94	0.00	0.00	21,076.06	49.82
001 1740 0004 000000 000	CLASSROOM FEES - HIGH SCHOOL	9,900.00	5,296.61	889.00	2,488.00	4,603.39	53.50
*****TOTAL FOR FUND-SCC 001 0000 (GENERAL):							
Ex Tr/Ad		13,172,996.00	9,167,494.33	713,434.52	3,081,736.81	4,005,501.67	69.59
In Tr/Ad		13,247,565.46	9,242,063.79	713,434.52	3,081,736.81	4,005,501.67	69.76

*** NOTE!! ONLY ACTIVE ACCOUNTS HAVE BEEN SELECTED, TOTALS MAY EXCLUDE AMOUNTS THAT ARE RELATED TO INACTIVE ACCOUNTS. ***

Date: 03/30/16
 Time: 10:28 am

LOUDONVILLE-PERRYSVILLE EX VI
 Revenue Account Summary
 SORTED BY FUND-SCC

Account Number FND RCPT SCC SUBJ OU	Description	FYTD Receivable	FYTD Actual Receipts	MTD Actual Receipts	YTD Actual Receipts	FYTD Balance Receivable	FYTD Percent Received
001 1111 9992 000000 000	REAL ESTATE TAX - ASHLAND	325,000.00	345,000.00	0.00	20,000.00	20,000.00-	106.15
*****TOTAL FOR FUND-SCC 001 9992 (CAPITAL/MAINTENANCE - SET-ASIDE):							
Ex Tr/Ad		325,000.00	345,000.00	0.00	20,000.00	20,000.00-	106.15
In Tr/Ad		325,000.00	345,000.00	0.00	20,000.00	20,000.00-	106.15
=====							
003 1111 0000 000000 000	PERMANENT IMPROVEMENT - R.E.	217,960.00	112,558.58	19,242.13	24,610.50	105,401.42	51.64
003 1122 0000 000000 000	PERMANENT IMPROVEMENT - PERSONAL PROPERTY	32,840.00	16,763.21	1,346.65	1,352.69	16,076.79	51.05
003 1190 0000 000000 000	PERMANENT IMPROVEMENT - MOBILE HOME TAX	1,100.00	669.67	119.27	119.27	430.33	60.88
003 1933 0000 000000 000	SALE OF PROPERTY	0.00	1.00	0.00	0.00	1.00-	0.00
003 3132 0000 000000 000	HOMESTEAD EXEMPTION	100.00	4,407.22	148.50	148.50	4,307.22-	0.00
003 3135 0000 000000 000	TPP FIXED RATE PAYMENT PI FUND	0.00	2,081.75	0.00	0.00	2,081.75-	0.00
*****TOTAL FOR FUND-SCC 003 0000 (PERMANENT IMPROVEMENT):							
Ex Tr/Ad		252,000.00	136,481.43	20,856.55	26,230.96	115,518.57	54.16
In Tr/Ad		252,000.00	136,481.43	20,856.55	26,230.96	115,518.57	54.16
=====							
006 1511 0000 000000 000	STUDENT - SALE OF BREAKFAST	9,275.00	4,188.00	634.40	1,929.15	5,087.00	45.15
006 1512 0000 000000 000	STUDENTS - SALE OF TYPE A LUNCHES	143,228.00	104,796.70	13,867.94	42,880.05	38,431.30	73.17
006 1513 0000 000000 000	STUDENTS - SALE OF ALA-CARTE	43,959.00	32,568.66	4,325.60	13,346.43	11,390.34	74.09
006 1514 0000 000000 000	STUDENTS - SALE OF MILK	1,650.00	1,337.00	186.50	522.50	313.00	81.03
006 1523 0000 000000 000	ADULT - SALE OF ALA CARTE	8,654.00	4,841.25	675.30	1,959.20	3,812.75	55.94

*** NOTE!! ONLY ACTIVE ACCOUNTS HAVE BEEN SELECTED, TOTALS MAY EXCLUDE AMOUNTS THAT ARE RELATED TO INACTIVE ACCOUNTS. ***

Date: 03/30/16
 Time: 10:28 am

LOUDONVILLE-PERRYSVILLE EX VI
 Revenue Account Summary
 SORTED BY FUND-SCC

Page: 5
 (REVSUM)

Account Number FND RCPT SCC SUBJ OU	Description	FYTD Receivable	FYTD Actual Receipts	MTD Actual Receipts	YTD Actual Receipts	FYTD Balance Receivable	FYTD Percent Received
006 1890 0000 000000 000	MISCELLANEOUS - LUNCHES -HEAD START-KNO-HO-CO	576.00	48.72	48.72	48.72	527.28	8.46
006 3213 0000 000000 000	STATE RECEIPTS	5,455.00	432.12	0.00	0.00	5,022.88	7.92
006 3219 0000 000000 000	SCHOOL BREAKFAST GRANT	173.00	0.00	0.00	0.00	173.00	0.00
006 4120 0000 000000 000	FEDERAL LUNCH REIMBURSEMENT	206,458.00	110,951.19	22,308.50	57,836.70	95,506.81	53.74
006 4139 0000 000000 000	FEDERAL BREAKFAST REIMBURSEMENT	40,354.00	19,595.14	4,340.70	10,758.70	20,758.86	48.56
006 5300 0000 000000 000	FOOD SERVICE REFND OF PRIOR YEAR EXPENDITUR	13,147.00	0.00	0.00	0.00	13,147.00	0.00
*****TOTAL FOR FUND-SCC 006 0000 (FOOD SERVICES):							
Ex Tr/Ad		472,929.00	278,758.78	46,387.66	129,281.45	194,170.22	58.94
In Tr/Ad		472,929.00	278,758.78	46,387.66	129,281.45	194,170.22	58.94
=====							
007 1890 9001 000000 000	SPECIAL TRUST - 007 YOUNG TRUST	3,000.00	0.00	0.00	0.00	3,000.00	0.00
*****TOTAL FOR FUND-SCC 007 9001 (YOUNG TRUST):							
Ex Tr/Ad		3,000.00	0.00	0.00	0.00	3,000.00	0.00
In Tr/Ad		3,000.00	0.00	0.00	0.00	3,000.00	0.00
=====							
007 1890 9002 000000 000	HUGO H. &MABLE B.YOUNG O/S CITIZEN SCHOLARSH	12,000.00	0.00	0.00	0.00	12,000.00	0.00
*****TOTAL FOR FUND-SCC 007 9002 (HUGO H. & MABEL B. YOUNG O/S CITIZEN SCHOLAR.):							
Ex Tr/Ad		12,000.00	0.00	0.00	0.00	12,000.00	0.00
In Tr/Ad		12,000.00	0.00	0.00	0.00	12,000.00	0.00
=====							
007 1890 9004 000000 000	MILESTONE BENEFITS-STUDENT SCHOLARSHIP FUND	2,000.00	2,000.00	2,000.00	2,000.00	0.00	100.00

*** NOTE!! ONLY ACTIVE ACCOUNTS HAVE BEEN SELECTED, TOTALS MAY EXCLUDE AMOUNTS THAT ARE RELATED TO INACTIVE ACCOUNTS. ***

LOUDONVILLE-PERRYSVILLE EX VI
 Revenue Account Summary
 SORTED BY FUND-SCC

Account Number FND RCPT SCC SUBJ OU	Description	FYTD Receivable	FYTD Actual Receipts	MTD Actual Receipts	YTD Actual Receipts	FYTD Balance Receivable	FYTD Percent Received
*****TOTAL FOR FUND-SCC 007 9004 (MILESTONE BENEFITS - STUDENT SCHOLARSHIP FUND):							
Ex Tr/Ad		2,000.00	2,000.00	2,000.00	2,000.00	0.00	100.00
In Tr/Ad		2,000.00	2,000.00	2,000.00	2,000.00	0.00	100.00
=====							
007 1890 9008 000000 000	YEAGER SCHOLARSHIP - SPECIAL TRUST	1,000.00	1,000.00	1,000.00	1,000.00	0.00	100.00
*****TOTAL FOR FUND-SCC 007 9008 (YEAGER SCHOLARSHIP - SPECIAL TRUST):							
Ex Tr/Ad		1,000.00	1,000.00	1,000.00	1,000.00	0.00	100.00
In Tr/Ad		1,000.00	1,000.00	1,000.00	1,000.00	0.00	100.00
=====							
007 1890 9014 000000 004	FRATERNAL ORDER OF EAGLES SCHOLARSHIP	3,000.00	0.00	0.00	0.00	3,000.00	0.00
*****TOTAL FOR FUND-SCC 007 9014 (FRATERNAL ORDER OF EAGLES SCHOLARSHIP):							
Ex Tr/Ad		3,000.00	0.00	0.00	0.00	3,000.00	0.00
In Tr/Ad		3,000.00	0.00	0.00	0.00	3,000.00	0.00
=====							
007 1890 9015 000000 004	MEDICAL MUTUAL SCHOLARSHIP PROCEEDS	500.00	0.00	0.00	0.00	500.00	0.00
*****TOTAL FOR FUND-SCC 007 9015 (MEDICAL MUTUAL SCHOLARSHIP):							
Ex Tr/Ad		500.00	0.00	0.00	0.00	500.00	0.00
In Tr/Ad		500.00	0.00	0.00	0.00	500.00	0.00
=====							
007 1890 9813 000000 002	TEACHERS STUDY LOUNGE-BUDD	300.00	186.61	0.00	0.00	113.39	62.20
*****TOTAL FOR FUND-SCC 007 9813 (C.E. BUDD TEACHER'S LOUNGE):							
Ex Tr/Ad		300.00	186.61	0.00	0.00	113.39	62.20
In Tr/Ad		300.00	186.61	0.00	0.00	113.39	62.20
=====							
007 1890 9814 000000 004	TEACHERS STUDY LOUNGE-HIGH SCHOOL	500.00	182.08	49.28	74.34	317.92	36.42

*** NOTE!! ONLY ACTIVE ACCOUNTS HAVE BEEN SELECTED, TOTALS MAY EXCLUDE AMOUNTS THAT ARE RELATED TO INACTIVE ACCOUNTS. ***

LOUDONVILLE-PERRYSVILLE EX VI
 Revenue Account Summary
 SORTED BY FUND-SCC

Account Number FND RCPT SCC SUBJ OU	Description	FYTD Receivable	FYTD Actual Receipts	MTD Actual Receipts	YTD Actual Receipts	FYTD Balance Receivable	FYTD Percent Received
*****TOTAL FOR FUND-SCC 007 9814 (TEACHERS STUDY LOUNGE-HIGH SCHOOL):							
Ex Tr/Ad		500.00	182.08	49.28	74.34	317.92	36.42
In Tr/Ad		500.00	182.08	49.28	74.34	317.92	36.42
=====							
009 1710 0000 000000 000	SALE OF SUPPLIES	4,000.00	659.30	23.75	363.20	3,340.70	16.48
*****TOTAL FOR FUND-SCC 009 0000 (UNIFORM SUPPLIES):							
Ex Tr/Ad		4,000.00	659.30	23.75	363.20	3,340.70	16.48
In Tr/Ad		4,000.00	659.30	23.75	363.20	3,340.70	16.48
=====							
014 1229 9021 000000 021	MYA TUITION	938,000.00	630,209.40	148,841.93	256,943.69	307,790.60	67.19
*****TOTAL FOR FUND-SCC 014 9021 (MOHICAN YOUTH ACADEMY):							
Ex Tr/Ad		938,000.00	630,209.40	148,841.93	256,943.69	307,790.60	67.19
In Tr/Ad		938,000.00	630,209.40	148,841.93	256,943.69	307,790.60	67.19
=====							
018 1626 9801 000000 003	ADMISSIONS-PERRYSVILLE	500.00	1,769.25	392.00	288.00	1,269.25-	353.85
*****TOTAL FOR FUND-SCC 018 9801 (PUBLIC SCHOOL SUPPORT FUND-PERRYSVILLE):							
Ex Tr/Ad		500.00	1,769.25	392.00	288.00	1,269.25-	353.85
In Tr/Ad		500.00	1,769.25	392.00	288.00	1,269.25-	353.85
=====							
018 1626 9802 000000 001	ADMISSIONS-MCMULLEN	4,600.00	3,852.84	378.75	2,840.92	747.16	83.76
*****TOTAL FOR FUND-SCC 018 9802 (PUBLIC SCHOOL SUPPORT FUND-MCMULLEN):							
Ex Tr/Ad		4,600.00	3,852.84	378.75	2,840.92	747.16	83.76
In Tr/Ad		4,600.00	3,852.84	378.75	2,840.92	747.16	83.76
=====							
018 1626 9803 000000 002	ADMISSIONS-BUDD	2,808.47	2,375.52	201.00	1,596.14	432.95	84.58
018 1626 9803 000000 602	MOHICAN OUT-DOOR-SCHOOL - C.E.BUDD	1,946.00	0.00	0.00	0.00	1,946.00	0.00

*** NOTE!! ONLY ACTIVE ACCOUNTS HAVE BEEN SELECTED, TOTALS MAY EXCLUDE AMOUNTS THAT ARE RELATED TO INACTIVE ACCOUNTS. ***

LOUDONVILLE-PERRYSVILLE EX VI
 Revenue Account Summary
 SORTED BY FUND-SCC

Account Number FND RCPT SCC SUBJ OU	Description	FYTD Receivable	FYTD Actual Receipts	MTD Actual Receipts	YTD Actual Receipts	FYTD Balance Receivable	FYTD Percent Received
*****TOTAL FOR FUND-SCC 018 9803 (PUBLIC SCHOOL SUPPORT FUND-BUDD):							
Ex Tr/Ad		4,754.47	2,375.52	201.00	1,596.14	2,378.95	49.96
In Tr/Ad		4,754.47	2,375.52	201.00	1,596.14	2,378.95	49.96
=====							
018 1626 9804 000000 004	SALES - HIGH SCHOOL	500.00	3,790.92	475.00-	2,229.66	3,290.92-	758.18
*****TOTAL FOR FUND-SCC 018 9804 (PUBLIC SCHOOL SUPPORT FUND-HIGH SCHOOL):							
Ex Tr/Ad		500.00	3,790.92	475.00-	2,229.66	3,290.92-	758.18
In Tr/Ad		500.00	3,790.92	475.00-	2,229.66	3,290.92-	758.18
=====							
019 1820 9203 000000 000	FIRST PRESBYTERIAN CHURCH: SCHOOL SUP DONATE	500.00	600.00	0.00	0.00	100.00-	120.00
*****TOTAL FOR FUND-SCC 019 9203 (FIRST PRESBYTERIAN CHURCH: SCHOOL SUPPLIES):							
Ex Tr/Ad		500.00	600.00	0.00	0.00	100.00-	120.00
In Tr/Ad		500.00	600.00	0.00	0.00	100.00-	120.00
=====							
019 1820 9401 000000 004	HUGO & MABEL YOUNG: IB SCHOOL FEES	2,400.00	0.00	0.00	0.00	2,400.00	0.00
*****TOTAL FOR FUND-SCC 019 9401 (HUGO & MABEL YOUNG FOUNDATION: IB SCHOOL FEES):							
Ex Tr/Ad		2,400.00	0.00	0.00	0.00	2,400.00	0.00
In Tr/Ad		2,400.00	0.00	0.00	0.00	2,400.00	0.00
=====							
019 1820 9506 000000 000	ARCHERY GRANT	3,000.00	2,500.00	0.00	0.00	500.00	83.33
*****TOTAL FOR FUND-SCC 019 9506 (ARCHERY GRANT: FISHER):							
Ex Tr/Ad		3,000.00	2,500.00	0.00	0.00	500.00	83.33
In Tr/Ad		3,000.00	2,500.00	0.00	0.00	500.00	83.33
=====							
019 1820 9508 000000 000	MOHICAN AREA COMM FUND: EXTRA CURRICULARS	1,500.00	1,500.00	0.00	0.00	0.00	100.00

*** NOTE!! ONLY ACTIVE ACCOUNTS HAVE BEEN SELECTED, TOTALS MAY EXCLUDE AMOUNTS THAT ARE RELATED TO INACTIVE ACCOUNTS. ***

LOUDONVILLE-PERRYSVILLE EX VI
 Revenue Account Summary
 SORTED BY FUND-SCC

Account Number FND RCPT SCC SUBJ OU	Description	FYTD Receivable	FYTD Actual Receipts	MTD Actual Receipts	YTD Actual Receipts	FYTD Balance Receivable	FYTD Percent Received
*****TOTAL FOR FUND-SCC 019 9508 (MOHICAN AREA COMMUNITY FUND: EXTRA CURRICULAR):							
Ex Tr/Ad		1,500.00	1,500.00	0.00	0.00	0.00	100.00
In Tr/Ad		1,500.00	1,500.00	0.00	0.00	0.00	100.00
=====							
019 1820 9601 000000 002	ACCF GRANT: LITTLE BITS	2,500.00	2,500.00	0.00	0.00	0.00	100.00
*****TOTAL FOR FUND-SCC 019 9601 (ACCF GRANT: STONER, C.E. BUDD):							
Ex Tr/Ad		2,500.00	2,500.00	0.00	0.00	0.00	100.00
In Tr/Ad		2,500.00	2,500.00	0.00	0.00	0.00	100.00
=====							
019 1820 9602 000000 004	ACCF GRANT: ASHBY LHS	2,015.00	2,015.00	0.00	0.00	0.00	100.00
*****TOTAL FOR FUND-SCC 019 9602 (ACCF GRANT: ASHBY LHS):							
Ex Tr/Ad		2,015.00	2,015.00	0.00	0.00	0.00	100.00
In Tr/Ad		2,015.00	2,015.00	0.00	0.00	0.00	100.00
=====							
019 1820 9603 000000 004	BELIEVE IN OHIO: YOUNGEN	0.00	800.00	0.00	0.00	800.00-	0.00
*****TOTAL FOR FUND-SCC 019 9603 (BELIEVE IN OHIO: YOUNGEN):							
Ex Tr/Ad		0.00	800.00	0.00	0.00	800.00-	0.00
In Tr/Ad		0.00	800.00	0.00	0.00	800.00-	0.00
=====							
019 1820 9604 000000 002	FIRST ENERGY GRANT: GRIBBLE	1,000.00	1,000.00	0.00	0.00	0.00	100.00
*****TOTAL FOR FUND-SCC 019 9604 (FIRST ENERGY GRANT: GRIBBLE):							
Ex Tr/Ad		1,000.00	1,000.00	0.00	0.00	0.00	100.00
In Tr/Ad		1,000.00	1,000.00	0.00	0.00	0.00	100.00
=====							
019 1820 9605 000000 004	KNIGHTS OF COLUMBUS: COATS FOR KIDS LHS	500.00	500.00	0.00	0.00	0.00	100.00

*** NOTE!! ONLY ACTIVE ACCOUNTS HAVE BEEN SELECTED, TOTALS MAY EXCLUDE AMOUNTS THAT ARE RELATED TO INACTIVE ACCOUNTS. ***

LOUDONVILLE-PERRYSVILLE EX VI
 Revenue Account Summary
 SORTED BY FUND-SCC

Account Number FND RCPT SCC SUBJ OU	Description	FYTD Receivable	FYTD Actual Receipts	MTD Actual Receipts	YTD Actual Receipts	FYTD Balance Receivable	FYTD Percent Received
*****TOTAL FOR FUND-SCC 019 9605 (KNIGHTS OF COLUMBUS: COATS FOR KIDS LHS):							
Ex Tr/Ad		500.00	500.00	0.00	0.00	0.00	100.00
In Tr/Ad		500.00	500.00	0.00	0.00	0.00	100.00
=====							
019 1820 9702 000000 000	L-P FOUNDATION	0.00	8,681.00	0.00	0.00	8,681.00-	0.00
*****TOTAL FOR FUND-SCC 019 9702 (L-P ENDOWMENT FUND):							
Ex Tr/Ad		0.00	8,681.00	0.00	0.00	8,681.00-	0.00
In Tr/Ad		0.00	8,681.00	0.00	0.00	8,681.00-	0.00
=====							
022 1625 9501 000000 890	OHSAA SOCCER TOURNAMENT REVENUE	1,358.00	1,358.00	0.00	0.00	0.00	100.00
*****TOTAL FOR FUND-SCC 022 9501 (OHSAA TOURNAMENT GAME):							
Ex Tr/Ad		1,358.00	1,358.00	0.00	0.00	0.00	100.00
In Tr/Ad		1,358.00	1,358.00	0.00	0.00	0.00	100.00
=====							
024 1872 0000 000000 000	EMPLOYEE HEALTH BENEFITS - SELF INSURANCE	2,300,000.00	1,562,620.22	187,317.05	563,567.89	737,379.78	67.94
*****TOTAL FOR FUND-SCC 024 0000 (EMPLOYEE HEALTH BENEFITS - SELF-INSURANCE):							
Ex Tr/Ad		2,300,000.00	1,562,620.22	187,317.05	563,567.89	737,379.78	67.94
In Tr/Ad		2,300,000.00	1,562,620.22	187,317.05	563,567.89	737,379.78	67.94
=====							
200 1632 921A 000000 004	FOREIGN LANGUAGE - DUES / FEES	100.00	0.00	0.00	0.00	100.00	0.00
*****TOTAL FOR FUND-SCC 200 921A (FOREIGN LANGUAGE CLUB):							
Ex Tr/Ad		100.00	0.00	0.00	0.00	100.00	0.00
In Tr/Ad		100.00	0.00	0.00	0.00	100.00	0.00
=====							
200 1623 933A 000000 004	F.F.A. - SALES	33,230.00	8,355.65	10.00	1,790.00	24,874.35	25.14
200 1633 933A 000000 004	F.F.A. - DUES AND FEES	1,000.00	310.00	60.00	60.00	690.00	31.00

*** NOTE!! ONLY ACTIVE ACCOUNTS HAVE BEEN SELECTED, TOTALS MAY EXCLUDE AMOUNTS THAT ARE RELATED TO INACTIVE ACCOUNTS. ***

LOUDONVILLE-PERRYSVILLE EX VI
 Revenue Account Summary
 SORTED BY FUND-SCC

Account Number FND RCPT SCC SUBJ OU	Description	FYTD Receivable	FYTD Actual Receipts	MTD Actual Receipts	YTD Actual Receipts	FYTD Balance Receivable	FYTD Percent Received
*****TOTAL FOR FUND-SCC 200 933A (F.F.A.):							
Ex Tr/Ad		34,230.00	8,665.65	70.00	1,850.00	25,564.35	25.32
In Tr/Ad		34,230.00	8,665.65	70.00	1,850.00	25,564.35	25.32
=====							
200 1625 943A 000000 004	DANCE TEAM - SALES	400.00	470.00	0.00	200.00	70.00-	117.50
*****TOTAL FOR FUND-SCC 200 943A (DANCE TEAM):							
Ex Tr/Ad		400.00	470.00	0.00	200.00	70.00-	117.50
In Tr/Ad		400.00	470.00	0.00	200.00	70.00-	117.50
=====							
200 1616 961A 000000 004	STUDENT COUNCIL - ADMISSIONS	450.00	0.00	0.00	0.00	450.00	0.00
200 1626 961A 000000 004	STUDENT COUNCIL - SALES	0.00	1,300.15	0.00	380.00	1,300.15-	0.00
*****TOTAL FOR FUND-SCC 200 961A (STUDENT COUNCIL):							
Ex Tr/Ad		450.00	1,300.15	0.00	380.00	850.15-	288.92
In Tr/Ad		450.00	1,300.15	0.00	380.00	850.15-	288.92
=====							
200 1626 961B 000000 003	P.V. JR. HIGH STUDENT COUNCIL - SALES	1,000.00	406.00	0.00	0.00	594.00	40.60
*****TOTAL FOR FUND-SCC 200 961B (JR. HIGH STUDENT COUNCIL-PERRYSVILLE):							
Ex Tr/Ad		1,000.00	406.00	0.00	0.00	594.00	40.60
In Tr/Ad		1,000.00	406.00	0.00	0.00	594.00	40.60
=====							
200 1626 962A 000000 004	ACADEMIC CHALLENGE - SALES	400.00	400.00	0.00	0.00	0.00	100.00
*****TOTAL FOR FUND-SCC 200 962A (ACADEMIC CHALLENGE):							
Ex Tr/Ad		400.00	400.00	0.00	0.00	0.00	100.00
In Tr/Ad		400.00	400.00	0.00	0.00	0.00	100.00
=====							
200 1626 965A 000000 004	T.I. (TEEN INSTITUTE) - SALES	100.00	48.00	48.00	48.00	52.00	48.00

*** NOTE!! ONLY ACTIVE ACCOUNTS HAVE BEEN SELECTED, TOTALS MAY EXCLUDE AMOUNTS THAT ARE RELATED TO INACTIVE ACCOUNTS. ***

LOUDONVILLE-PERRYSVILLE EX VI
 Revenue Account Summary
 SORTED BY FUND-SCC

Account Number FND RCPT SCC SUBJ OU	Description	FYTD Receivable	FYTD Actual Receipts	MTD Actual Receipts	YTD Actual Receipts	FYTD Balance Receivable	FYTD Percent Received
*****TOTAL FOR FUND-SCC 200 965A (T.I.):							
Ex Tr/Ad		100.00	48.00	48.00	48.00	52.00	48.00
In Tr/Ad		100.00	48.00	48.00	48.00	52.00	48.00
=====							
200 1626 966A 000000 004	COUNCIL FOR EXCEPTIONAL CHILDREN-C.E.C.CLUB	900.00	4,115.00	200.00-	200.00-	3,215.00-	457.22
*****TOTAL FOR FUND-SCC 200 966A (COUNCIL FOR EXCEPTIONAL CHILDREN-C.E.C. CLUB):							
Ex Tr/Ad		900.00	4,115.00	200.00-	200.00-	3,215.00-	457.22
In Tr/Ad		900.00	4,115.00	200.00-	200.00-	3,215.00-	457.22
=====							
200 1636 967K 000000 004	CLASS OF 2016: DUES & FEES	1,980.00	945.00	756.00	847.00	1,035.00	47.73
*****TOTAL FOR FUND-SCC 200 967K (CLASS OF 2016):							
Ex Tr/Ad		1,980.00	945.00	756.00	847.00	1,035.00	47.73
In Tr/Ad		1,980.00	945.00	756.00	847.00	1,035.00	47.73
=====							
200 1636 967L 000000 004	CLASS OF 2017: DUES & FEES	350.00	238.00	28.00	119.00	112.00	68.00
*****TOTAL FOR FUND-SCC 200 967L (CLASS OF 2017):							
Ex Tr/Ad		350.00	238.00	28.00	119.00	112.00	68.00
In Tr/Ad		350.00	238.00	28.00	119.00	112.00	68.00
=====							
200 1636 967M 000000 004	CLASS OF 2018: DUES & FEES	0.00	266.00	49.00	112.00	266.00-	0.00
*****TOTAL FOR FUND-SCC 200 967M (CLASS OF 2018):							
Ex Tr/Ad		0.00	266.00	49.00	112.00	266.00-	0.00
In Tr/Ad		0.00	266.00	49.00	112.00	266.00-	0.00
=====							
200 1636 967N 000000 004	CLASS OF 2019: DUES & FEES	658.00	217.00	7.00	98.00	441.00	32.98

*** NOTE!! ONLY ACTIVE ACCOUNTS HAVE BEEN SELECTED, TOTALS MAY EXCLUDE AMOUNTS THAT ARE RELATED TO INACTIVE ACCOUNTS. ***

LOUDONVILLE-PERRYSVILLE EX VI
 Revenue Account Summary
 SORTED BY FUND-SCC

Account Number FND RCPT SCC SUBJ OU	Description	FYTD Receivable	FYTD Actual Receipts	MTD Actual Receipts	YTD Actual Receipts	FYTD Balance Receivable	FYTD Percent Received
*****TOTAL FOR FUND-SCC 200 967N (CLASS OF 2019):							
Ex Tr/Ad		658.00	217.00	7.00	98.00	441.00	32.98
In Tr/Ad		658.00	217.00	7.00	98.00	441.00	32.98
=====							
200 1621 969A 000000 004	REDBIRD - SALES	100.00	220.00	147.00	220.00	120.00-	220.00
*****TOTAL FOR FUND-SCC 200 969A (REDBIRD):							
Ex Tr/Ad		100.00	220.00	147.00	220.00	120.00-	220.00
In Tr/Ad		100.00	220.00	147.00	220.00	120.00-	220.00
=====							
200 1627 971A 000000 004	HONOR SOCIETY - SALES	1,300.00	1,625.00	0.00	0.00	325.00-	125.00
*****TOTAL FOR FUND-SCC 200 971A (HONOR SOCIETY):							
Ex Tr/Ad		1,300.00	1,625.00	0.00	0.00	325.00-	125.00
In Tr/Ad		1,300.00	1,625.00	0.00	0.00	325.00-	125.00
=====							
200 1627 973A 000000 004	LEO CLUB - SALES	500.00	1,799.98	0.00	0.00	1,299.98-	360.00
*****TOTAL FOR FUND-SCC 200 973A (LEO CLUB):							
Ex Tr/Ad		500.00	1,799.98	0.00	0.00	1,299.98-	360.00
In Tr/Ad		500.00	1,799.98	0.00	0.00	1,299.98-	360.00
=====							
200 1623 975A 000000 004	JOB SKILLS GROUP: REVENUE	850.00	714.06	11.38	435.11	135.94	84.01
*****TOTAL FOR FUND-SCC 200 975A (JOB SKILLS GROUP LHS):							
Ex Tr/Ad		850.00	714.06	11.38	435.11	135.94	84.01
In Tr/Ad		850.00	714.06	11.38	435.11	135.94	84.01
=====							
200 1616 976A 000000 004	PROM FUND: TICKET SALES	1,000.00	602.45	0.00	167.00	397.55	60.25
200 1626 976A 000000 004	PROM FUND: SALES (FUNDRAISERS)	2,000.00	0.00	0.00	0.00	2,000.00	0.00

*** NOTE!! ONLY ACTIVE ACCOUNTS HAVE BEEN SELECTED, TOTALS MAY EXCLUDE AMOUNTS THAT ARE RELATED TO INACTIVE ACCOUNTS. ***

Date: 03/30/16
 Time: 10:28 am

LOUDONVILLE-PERRYVILLE EX VI
 Revenue Account Summary
 SORTED BY FUND-SCC

Page: 14
 (REVSUM)

Account Number FND RCPT SCC SUBJ OU	Description	FYTD Receivable	FYTD Actual Receipts	MTD Actual Receipts	YTD Actual Receipts	FYTD Balance Receivable	FYTD Percent Received
*****TOTAL FOR FUND-SCC 200 976A (LHS PROM FUND):							
Ex Tr/Ad		3,000.00	602.45	0.00	167.00	2,397.55	20.08
In Tr/Ad		3,000.00	602.45	0.00	167.00	2,397.55	20.08
=====							
200 1626 977A 000000 004	ROBOTICS TEAM: SALES (FUNDRAISERS)	1,000.00	0.00	0.00	0.00	1,000.00	0.00
200 1690 977A 000000 004	ROBOTICS TEAM: DONATIONS & OTHER	4,000.00	2,540.98	2,540.98	2,540.98	1,459.02	63.52
*****TOTAL FOR FUND-SCC 200 977A (LHS ROBOTICS TEAM FUND):							
Ex Tr/Ad		5,000.00	2,540.98	2,540.98	2,540.98	2,459.02	50.82
In Tr/Ad		5,000.00	2,540.98	2,540.98	2,540.98	2,459.02	50.82
=====							
300 1621 913A 000000 004	DRAMA CLUB - SALES	600.00	2,050.00	0.00	0.00	1,450.00-	341.67
*****TOTAL FOR FUND-SCC 300 913A (DRAMA CLUB):							
Ex Tr/Ad		600.00	2,050.00	0.00	0.00	1,450.00-	341.67
In Tr/Ad		600.00	2,050.00	0.00	0.00	1,450.00-	341.67
=====							
300 1624 940A 000000 746	BAND - HIGH SCHOOL	300.00	110.00	0.00	0.00	190.00	36.67
300 1624 940A 000000 748	VOCAL-HS	1,500.00	0.00	0.00	0.00	1,500.00	0.00
300 1624 940A 000000 749	VOCAL/BAND - LHS MUSICAL	8,000.00	3,121.00	3,121.00	3,121.00	4,879.00	39.01
*****TOTAL FOR FUND-SCC 300 940A (MUSIC DEPARTMENT):							
Ex Tr/Ad		9,800.00	3,231.00	3,121.00	3,121.00	6,569.00	32.97
In Tr/Ad		9,800.00	3,231.00	3,121.00	3,121.00	6,569.00	32.97
=====							
300 1625 950A 000000 800	ATHLETIC DEPARTMENT - DONATIONS	25,000.00	6,897.00	0.00	0.00	18,103.00	27.59
300 1625 950A 000000 811	ADMISSIONS-BOYS BASEBALL	500.00	1,240.00	820.00	1,240.00	740.00-	248.00

*** NOTE!! ONLY ACTIVE ACCOUNTS HAVE BEEN SELECTED, TOTALS MAY EXCLUDE AMOUNTS THAT ARE RELATED TO INACTIVE ACCOUNTS. ***

Date: 03/30/16
 Time: 10:28 am

LOUDONVILLE-PERRYVILLE EX VI
 Revenue Account Summary
 SORTED BY FUND-SCC

Page: 15
 (REVSUM)

Account Number FND RCPT SCC SUBJ OU	Description	FYTD Receivable	FYTD Actual Receipts	MTD Actual Receipts	YTD Actual Receipts	FYTD Balance Receivable	FYTD Percent Received
300 1625 950A 000000 812	ADMISSIONS-BOYS BASKETBALL	18,000.00	20,432.00	210.00	10,543.00	2,432.00-	113.51
300 1625 950A 000000 816	FOOTBALL - HS	30,000.00	25,878.00	70.00	210.00	4,122.00	86.26
300 1625 950A 000000 827	ADMISSIONS-TRACK	7,000.00	525.00	75.00	225.00	6,475.00	7.50
300 1625 950A 000000 828	ADMISSIONS-WRESTLING	17,000.00	1,909.83	0.00	450.00	15,090.17	11.23
300 1625 950A 000000 832	ADMISSIONS-GIRLS BASKETBALL	10,000.00	10,711.00	0.00	4,997.00	711.00-	107.11
300 1625 950A 000000 834	ADMISSIONS-SOFTBALL	100.00	0.00	0.00	0.00	100.00	0.00
300 1625 950A 000000 835	ATHLETIC - VOLLEYBALL - HS	5,500.00	3,382.00	0.00	0.00	2,118.00	61.49
300 1625 950A 000000 855	CHEERLEADING - H/S	3,150.00	3,793.00	0.00	50.00-	643.00-	120.41
300 1625 950A 000000 890	ATHLETIC: SOCCER - ADMISSIONS	6,000.00	6,863.00	0.00	0.00	863.00-	114.38
*****TOTAL FOR FUND-SCC 300 950A (ATHLETIC FUND - HIGH SCHOOL):							
Ex Tr/Ad		122,250.00	81,630.83	1,175.00	17,615.00	40,619.17	66.77
In Tr/Ad		122,250.00	81,630.83	1,175.00	17,615.00	40,619.17	66.77
=====							
300 1625 950B 000000 003	ATHLETIC FUND - PERRYVILLE JUNIOR HIGH	12,000.00	11,885.00	340.00	4,751.00	115.00	99.04
*****TOTAL FOR FUND-SCC 300 950B (ATHLETIC FUND - PERRYVILLE JUNIOR HIGH):							
Ex Tr/Ad		12,000.00	11,885.00	340.00	4,751.00	115.00	99.04
In Tr/Ad		12,000.00	11,885.00	340.00	4,751.00	115.00	99.04
=====							
300 1626 968A 000000 004	YEARBOOK	10,800.00	1,407.00	45.00	45.00	9,393.00	13.03

*** NOTE!! ONLY ACTIVE ACCOUNTS HAVE BEEN SELECTED, TOTALS MAY EXCLUDE AMOUNTS THAT ARE RELATED TO INACTIVE ACCOUNTS. ***

LOUDONVILLE-PERRYVILLE EX VI
 Revenue Account Summary
 SORTED BY FUND-SCC

Account Number FND RCPT SCC SUBJ OU	Description	FYTD Receivable	FYTD Actual Receipts	MTD Actual Receipts	YTD Actual Receipts	FYTD Balance Receivable	FYTD Percent Received
*****TOTAL FOR FUND-SCC 300 968A (YEARBOOK FUND HIGH SCHOOL):							
Ex Tr/Ad		10,800.00	1,407.00	45.00	45.00	9,393.00	13.03
In Tr/Ad		10,800.00	1,407.00	45.00	45.00	9,393.00	13.03
=====							
451 3219 9116 000000 000	ONEnet PUBLIC COMMUNICATIONS SUBSIDY	5,400.00	7,200.00	3,600.00	3,600.00	1,800.00-	133.33
*****TOTAL FOR FUND-SCC 451 9116 (ONENET PUBLIC COMMUNICATIONS SUBSIDY - FY16):							
Ex Tr/Ad		5,400.00	7,200.00	3,600.00	3,600.00	1,800.00-	133.33
In Tr/Ad		5,400.00	7,200.00	3,600.00	3,600.00	1,800.00-	133.33
=====							
461 3110 9116 000000 000	HIGH SCHOOLS THAT WORK GRANT	6,000.00	4,189.05	0.00	1,331.52	1,810.95	69.82
*****TOTAL FOR FUND-SCC 461 9116 (HSTW GRANT FY2016):							
Ex Tr/Ad		6,000.00	4,189.05	0.00	1,331.52	1,810.95	69.82
In Tr/Ad		6,000.00	4,189.05	0.00	1,331.52	1,810.95	69.82
=====							
516 4220 9115 000000 000	IDEA-B: SPECIAL EDUCATION	36,000.00	32,599.40	0.00	0.00	3,400.60	90.55
*****TOTAL FOR FUND-SCC 516 9115 (IDEA-B SPECIAL EDUCATION FY2015):							
Ex Tr/Ad		36,000.00	32,599.40	0.00	0.00	3,400.60	90.55
In Tr/Ad		36,000.00	32,599.40	0.00	0.00	3,400.60	90.55
=====							
516 4220 9116 000000 000	IDEA-B: SPECIAL EDUCATION	240,829.67	122,183.95	18,816.31	56,120.74	118,645.72	50.73
*****TOTAL FOR FUND-SCC 516 9116 (IDEA-B SPECIAL EDUCATION FY2016):							
Ex Tr/Ad		240,829.67	122,183.95	18,816.31	56,120.74	118,645.72	50.73
In Tr/Ad		240,829.67	122,183.95	18,816.31	56,120.74	118,645.72	50.73
=====							
536 4220 9115 000000 000	TITLE I SCHOOL IMPROVEMENT GRANT	2,011.04	2,011.04	0.00	0.00	0.00	100.00

*** NOTE!! ONLY ACTIVE ACCOUNTS HAVE BEEN SELECTED, TOTALS MAY EXCLUDE AMOUNTS THAT ARE RELATED TO INACTIVE ACCOUNTS. ***

LOUDONVILLE-PERRYSVILLE EX VI
 Revenue Account Summary
 SORTED BY FUND-SCC

Account Number FND RCPT SCC SUBJ OU	Description	FYTD Receivable	FYTD Actual Receipts	MTD Actual Receipts	YTD Actual Receipts	FYTD Balance Receivable	FYTD Percent Received
*****TOTAL FOR FUND-SCC 536 9115 (TITLE I SCHOOL IMPROVEMENT GRANT FY15):							
Ex Tr/Ad		2,011.04	2,011.04	0.00	0.00	0.00	100.00
In Tr/Ad		2,011.04	2,011.04	0.00	0.00	0.00	100.00
=====							
536 4220 9116 000000 000	TITLE I SCHOOL IMPROVEMENT GRANT	15,862.17	4,120.38	1,971.38	4,120.38	11,741.79	25.98
*****TOTAL FOR FUND-SCC 536 9116 (TITLE I SCHOOL IMPROVEMENT GRANT FY16):							
Ex Tr/Ad		15,862.17	4,120.38	1,971.38	4,120.38	11,741.79	25.98
In Tr/Ad		15,862.17	4,120.38	1,971.38	4,120.38	11,741.79	25.98
=====							
572 4220 9115 000000 000	TITLE I	48,000.00	38,317.40	0.00	0.00	9,682.60	79.83
*****TOTAL FOR FUND-SCC 572 9115 (TITLE I: FY15):							
Ex Tr/Ad		48,000.00	38,317.40	0.00	0.00	9,682.60	79.83
In Tr/Ad		48,000.00	38,317.40	0.00	0.00	9,682.60	79.83
=====							
572 4220 9116 000000 000	TITLE I	407,802.82	185,590.52	31,814.62	91,848.74	222,212.30	45.51
*****TOTAL FOR FUND-SCC 572 9116 (TITLE I: FY16):							
Ex Tr/Ad		407,802.82	185,590.52	31,814.62	91,848.74	222,212.30	45.51
In Tr/Ad		407,802.82	185,590.52	31,814.62	91,848.74	222,212.30	45.51
=====							
572 4220 9215 000000 021	TITLE I-D MYA	6,949.95	6,949.95	0.00	0.00	0.00	100.00
*****TOTAL FOR FUND-SCC 572 9215 (TITLE I - D MYA):							
Ex Tr/Ad		6,949.95	6,949.95	0.00	0.00	0.00	100.00
In Tr/Ad		6,949.95	6,949.95	0.00	0.00	0.00	100.00
=====							
572 4220 9216 000000 021	TITLE I-D MYA	107,627.12	42,999.45	7,370.60	22,111.80	64,627.67	39.95

*** NOTE!! ONLY ACTIVE ACCOUNTS HAVE BEEN SELECTED, TOTALS MAY EXCLUDE AMOUNTS THAT ARE RELATED TO INACTIVE ACCOUNTS. ***

LOUDONVILLE-PERRYSVILLE EX VI
 Revenue Account Summary
 SORTED BY FUND-SCC

Account Number FND RCPT SCC SUBJ OU	Description	FYTD Receivable	FYTD Actual Receipts	MTD Actual Receipts	YTD Actual Receipts	FYTD Balance Receivable	FYTD Percent Received
*****TOTAL FOR FUND-SCC 572 9216 (TITLE I - D MYA FY16):							
Ex Tr/Ad		107,627.12	42,999.45	7,370.60	22,111.80	64,627.67	39.95
In Tr/Ad		107,627.12	42,999.45	7,370.60	22,111.80	64,627.67	39.95
=====							
590 4220 9115 000000 000	TITLE II-A: IMPROV. TEACHING QUALITY	7,000.00	6,377.15	0.00	0.00	622.85	91.10
*****TOTAL FOR FUND-SCC 590 9115 (TITLE II-A: IMPROVING TEACH. QUALITY - FY15):							
Ex Tr/Ad		7,000.00	6,377.15	0.00	0.00	622.85	91.10
In Tr/Ad		7,000.00	6,377.15	0.00	0.00	622.85	91.10
=====							
590 4220 9116 000000 000	TITLE II-A: IMPROV. TEACHING QUALITY	43,110.19	23,720.50	3,642.08	10,867.35	19,389.69	55.02
*****TOTAL FOR FUND-SCC 590 9116 (TITLE II-A: IMPROVING TEACH. QUALITY - FY16):							
Ex Tr/Ad		43,110.19	23,720.50	3,642.08	10,867.35	19,389.69	55.02
In Tr/Ad		43,110.19	23,720.50	3,642.08	10,867.35	19,389.69	55.02
=====							
599 4220 9115 000000 000	TITLE VI-B RURAL & LOW INCOME	0.00	1,133.12-	0.00	0.00	1,133.12	0.00
*****TOTAL FOR FUND-SCC 599 9115 (TITLE VI-B RURAL & LOW INCOME FY15):							
Ex Tr/Ad		0.00	1,133.12-	0.00	0.00	1,133.12	0.00
In Tr/Ad		0.00	1,133.12-	0.00	0.00	1,133.12	0.00
=====							
599 4220 9116 000000 000	TITLE VI-B RURAL & LOW INCOME	30,999.31	3,462.41	1,299.82	1,632.16	27,536.90	11.17
*****TOTAL FOR FUND-SCC 599 9116 (TITLE VI-B RURAL & LOW INCOME FY16):							
Ex Tr/Ad		30,999.31	3,462.41	1,299.82	1,632.16	27,536.90	11.17
In Tr/Ad		30,999.31	3,462.41	1,299.82	1,632.16	27,536.90	11.17
=====							
*****GRAND TOTALS:							
Ex Tr/Ad		18,676,712.74	12,761,199.86	1,197,060.66	4,312,134.84	5,915,512.88	68.33
In Tr/Ad		18,751,282.20	12,835,769.32	1,197,060.66	4,312,134.84	5,915,512.88	68.45
=====							

*** NOTE!! ONLY ACTIVE ACCOUNTS HAVE BEEN SELECTED, TOTALS MAY EXCLUDE AMOUNTS THAT ARE RELATED TO INACTIVE ACCOUNTS. ***

Date: 04/01/2016
Time: 8:31 am

LOUDONVILLE-PERRYSVILLE EX VI
SORT BY CHECK NUMBER
CHECK DATES BETWEEN 03/01/2016 AND 03/31/2016
WARRANT, REFUND, MEMO CHECKS

Page: 1
(CHEKPY)

CHECK	TYPE	DATE	VENDOR	VENDOR	STATUS/DATE	BANK CODE	CHECK AMOUNT
084754	W	03/02/2016	JUDY BRIGGS	000052	RECONCILED:03/29/2016		56.10
084755	W	03/02/2016	KELLY SEBOE	000070	RECONCILED:03/29/2016		182.00
084756	W	03/02/2016	CHRIS PERETTI	000073	RECONCILED:03/29/2016		187.60
084757	W	03/02/2016	SETH YOUNGEN	000139	RECONCILED:03/29/2016		126.00
084758	W	03/02/2016	ADVANCE EDUCATION INC	000218	RECONCILED:03/29/2016		25.00
084759	W	03/02/2016	CAREERSAFE ONLINE	000412	RECONCILED:03/29/2016		25.00
084760	W	03/02/2016	GOVCONNECTION	000817	RECONCILED:03/29/2016		5,080.35
084761	W	03/02/2016	KENT ADHESIVE PRODUCTS CO	001152	RECONCILED:03/29/2016		282.24
084762	W	03/02/2016	LOWES COMPANIES INC	001269	RECONCILED:03/29/2016		444.52
084763	W	03/02/2016	MT BUSINESS TECHNOLOGIES INC 1150 NAT'L PKWY	001311	RECONCILED:03/29/2016		58.63
084764	W	03/02/2016	MODERN HOME SUPPLY INC	001320	RECONCILED:03/29/2016		559.63
084765	W	03/02/2016	MVD SPORTS & SPECIALTIES	001364	RECONCILED:03/29/2016		60.00
084766	W	03/02/2016	OHIO EDISON COMPANY	001411	RECONCILED:03/29/2016		627.48
084767	W	03/02/2016	PITNEY BOWES	001505	RECONCILED:03/29/2016		141.47
084768	W	03/02/2016	PLEASANT VALLEY RANCH	001569	RECONCILED:03/29/2016		800.00
084769	W	03/02/2016	PERRY CORPORATION	001593	RECONCILED:03/29/2016		57.32
084770	W	03/02/2016	TRANSFINDER	001845	RECONCILED:03/29/2016		3,000.00
084771	W	03/02/2016	US BANK OFFICE EQUIPMENT FINANCE SERV	001912	RECONCILED:03/29/2016		954.00
084772	W	03/02/2016	FRONTIER	001976	RECONCILED:03/29/2016		452.76
084773	W	03/02/2016	WILCOX SALES & SERVICE INC	002004	RECONCILED:03/29/2016		312.95
084774	W	03/02/2016	CINDY PRIBBLE	004611	RECONCILED:03/29/2016		25.00
084775	W	03/02/2016	LESLIE KAMENIK	005002	RECONCILED:03/29/2016		90.18
084776	W	03/02/2016	TYLER BATES	005041	RECONCILED:03/29/2016		379.03
084777	W	03/02/2016	JEFF FRANKFORD	005046	RECONCILED:03/29/2016		332.59
084778	W	03/02/2016	MARY FORBES	005053	RECONCILED:03/29/2016		65.88
084779	W	03/02/2016	CROWNE PLAZA HOTEL	010424	RECONCILED:03/29/2016		80.00
084780	W	03/02/2016	CORWIN PRESS	010445	RECONCILED:03/29/2016		302.13
084781	W	03/02/2016	MATHESON TRI-GAS INC	013009	RECONCILED:03/29/2016		61.46
084782	W	03/02/2016	SINCLAIR COMMUNITY COLLEGE	017020	RECONCILED:03/29/2016		500.00
084783	W	03/02/2016	STAKE'S SHORT STOP	017043	RECONCILED:03/29/2016		50.00
084784	W	03/02/2016	SAFETY KLEEN	017068	RECONCILED:03/29/2016		309.00
084786	W	03/09/2016	ANNETTE GORRELL	000054	RECONCILED:03/29/2016		81.00
084787	W	03/09/2016	JOHN MILLER	000066	RECONCILED:03/29/2016		82.24
084788	W	03/09/2016	DAVID LANCE	000130	RECONCILED:03/29/2016		29.70
084789	W	03/09/2016	JOHN LANCE	000144	RECONCILED:03/29/2016		87.48
084790	W	03/09/2016	STATE OF OHIO OFFICE OF AUDITOR	000227	RECONCILED:03/29/2016		451.00
084791	W	03/09/2016	NORTH POINT EDUCATIONAL SERVICE CENTER	000627	RECONCILED:03/29/2016		70.00
084792	W	03/09/2016	1ST CHOICE ENERGY SERVICES	000718	RECONCILED:03/29/2016		4,873.95
084793	W	03/09/2016	G & L SUPPLY CO	000862	RECONCILED:03/29/2016		1,851.22
084794	W	03/09/2016	H & H LUMBER CO	000953	RECONCILED:03/29/2016		12.65
084795	W	03/09/2016	IRWINS OFFICE SUPPLIES	001007	RECONCILED:03/29/2016		185.13
084796	W	03/09/2016	JOHN R GREEN COMPANY	001051	RECONCILED:03/29/2016		27.25
084797	W	03/09/2016	JW PEPPER	001065	RECONCILED:03/29/2016		43.98
084798	W	03/09/2016	KEENER FENCE	001104	RECONCILED:03/29/2016		1,052.13
084799	W	03/09/2016	KIMBALL MIDWEST	001190	RECONCILED:03/29/2016		102.78
084800	W	03/09/2016	BRAD YOUNG DBA LOCKSMITH SHOP	001241	RECONCILED:03/29/2016		16.50
084801	W	03/09/2016	MENARDS	001346	RECONCILED:03/29/2016		48.63

Date: 04/01/2016
Time: 8:31 am

LOUDONVILLE-PERRYVILLE EX VI
SORT BY CHECK NUMBER
CHECK DATES BETWEEN 03/01/2016 AND 03/31/2016
WARRANT, REFUND, MEMO CHECKS

Page: 2
(CHEKPY)

CHECK	TYPE	DATE	VENDOR	VENDOR	STATUS/DATE	BANK CODE	CHECK AMOUNT
084802	W	03/09/2016	MIDWAY INC	001383	RECONCILED:03/29/2016		55.64
084803	W	03/09/2016	OHIO SCHOOL BOARDS ASSOC	001413	RECONCILED:03/29/2016		150.00
084804	W	03/09/2016	OHIO FFA ASSOCIATION	001467	RECONCILED:03/29/2016		1,462.00
084805	W	03/09/2016	R & L APPLIANCE	001666	RECONCILED:03/29/2016		42.99
084806	W	03/09/2016	RACHEL WIXEY & ASSOCIATES	001673	RECONCILED:03/29/2016		8,459.19
084807	W	03/09/2016	SNYDER BROTHERS	001720	RECONCILED:03/29/2016		204.73
084808	W	03/09/2016	STANTON'S SHEET MUSIC INC	001725	RECONCILED:03/29/2016		60.43
084809	W	03/09/2016	STAKE'S IGA	001786	RECONCILED:03/29/2016		212.50
084810	W	03/09/2016	TRANSPORTATION ACCESSORIES CO	001839	RECONCILED:03/29/2016		1,760.00
084811	W	03/09/2016	TIME WARNER CABLE ATTN: HOWARD CLENDENIN	001857	RECONCILED:03/29/2016		109.99
084812	W	03/09/2016	MOHICAN YOUTH ACADEMY	001874	RECONCILED:03/29/2016		11,088.00
084813	W	03/09/2016	TRI COUNTY E S C	001879	RECONCILED:03/29/2016		69,344.99
084814	W	03/09/2016	UNION LOCAL FFA ALUMNI SUSAN OGILBEE, TREAS.	001931	RECONCILED:03/29/2016		1,575.00
084815	W	03/09/2016	UNIVERSAL OIL INC	001959	RECONCILED:03/29/2016		946.40
084816	W	03/09/2016	VASU COMMUNICATIONS INC	001966	RECONCILED:03/29/2016		456.00
084817	W	03/09/2016	ZANESVILLE CITY SCHOOLS	002113	RECONCILED:03/29/2016		325.00
084818	W	03/09/2016	TYLER MACQUEEN	004024	RECONCILED:03/29/2016		1,000.00
084819	W	03/09/2016	JASON HAMMITT PARENT OF DYLAN	004026	RECONCILED:03/29/2016		8.35
084820	W	03/09/2016	CRYSTAL ASHBY	005043			102.30
084821	W	03/09/2016	CHRISSIE BUTTS	005070	RECONCILED:03/29/2016		73.98
084822	W	03/09/2016	SCHOOL EMPLOYEES RET. SYSTEM	009046	RECONCILED:03/29/2016		2,020.48
084823	W	03/09/2016	AMAZON.COM	010255	RECONCILED:03/29/2016		1,150.79
084824	W	03/09/2016	CARDINAL BUS SALES & SERVICE	010436	RECONCILED:03/29/2016		1,118.08
084825	W	03/09/2016	CORWIN PRESS	010445	RECONCILED:03/29/2016		255.18
084826	W	03/09/2016	CHARTWELLS COMPASS GROUP USA	010467	RECONCILED:03/29/2016		22,187.89
084827	W	03/09/2016	HOLIDAY INN SOUTH	010913	RECONCILED:03/29/2016		222.46
084828	W	03/09/2016	CHILDRENS HOSPITAL FOUNDATION C/O NICCI AVALON	012003	RECONCILED:03/29/2016		408.75
084829	W	03/09/2016	MOHICAN REHABILITATION SERVICE	013071	RECONCILED:03/29/2016		850.00
084830	W	03/09/2016	OAASFEP CONFERENCE	014050	RECONCILED:03/29/2016		410.00
084831	W	03/09/2016	SPRANG'S TRUCK & RV CENTER CHARLES SPRANG	017035			46.20
084832	W	03/09/2016	S & S	017070	RECONCILED:03/29/2016		143.07
084833	B	03/11/2016	MIKE SNYDER	000060	RECONCILED:03/29/2016		150.00
084834	W	03/16/2016	JOSHUA KLINE	000071	RECONCILED:03/29/2016		42.23
084835	W	03/16/2016	CHRIS PERETTI	000073	RECONCILED:03/29/2016		124.74
084836	W	03/16/2016	STEVE SEAMAN	000076	RECONCILED:03/29/2016		236.95
084837	W	03/16/2016	AKRON AREA INTERGROUP COUNCIL OF AA	000266	VOID: 03/22/2016		50.00
084838	W	03/16/2016	CAL HANS FORD-MERCURY INC	000489	RECONCILED:03/29/2016		46.54
084839	W	03/16/2016	DAKTRONICS INC	000575	RECONCILED:03/29/2016		3,186.00
084840	W	03/16/2016	EJ THERAPY SERVICES	000618	RECONCILED:03/29/2016		5,580.65
084841	W	03/16/2016	GANDEE & ASSOCIATES, INC	000849	RECONCILED:03/29/2016		1,130.00
084842	W	03/16/2016	GRAINGER	000897	RECONCILED:03/29/2016		96.32
084843	W	03/16/2016	QWEST- LCI CUSTOMER SERVICE	001227	RECONCILED:03/29/2016		71.69
084844	W	03/16/2016	LARRY'S MUSIC CENTER INC	001293	RECONCILED:03/29/2016		676.00
084845	W	03/16/2016	MAHEK TROPHIES & AWARDS	001355	RECONCILED:03/29/2016		528.15

Date: 04/01/2016
Time: 8:31 am

LOUDONVILLE-PERRYSVILLE EX VI
SORT BY CHECK NUMBER
CHECK DATES BETWEEN 03/01/2016 AND 03/31/2016
WARRANT, REFUND, MEMO CHECKS

Page: 3
(CHEKPY)

CHECK	TYPE	DATE	VENDOR	VENDOR	STATUS/DATE	BANK CODE	CHECK AMOUNT
084846	W	03/16/2016	OHIO EDISON COMPANY	001411	RECONCILED:03/29/2016		1,301.50
084847	W	03/16/2016	PLUMBMASTER PROFESSIONAL GROUP	001568	RECONCILED:03/29/2016		156.83
084848	W	03/16/2016	ROBOTICS EDUCATION AND COMPETITION FOUNDATION	001687	RECONCILED:03/29/2016		850.00
084849	W	03/16/2016	STANDARD PLUMBING & HEATING	001740			1,277.72
084850	W	03/16/2016	TREASURER OF STATE DAS FINANCE - ROOM 4060	001883	RECONCILED:03/29/2016		90.00
084851	W	03/16/2016	VILLAGE OF LOUDONVILLE	001923	RECONCILED:03/29/2016		1,416.13
084852	W	03/16/2016	VAR RESOURCES INC	001948	RECONCILED:03/29/2016		1,111.33
084853	W	03/16/2016	VAR RESOURCES INC	001953	RECONCILED:03/29/2016		455.32
084854	W	03/16/2016	CRYSTAL ASHBY	005043			40.82
084855	W	03/16/2016	AGILE SPORTS TECHNOLOGIES	010257	RECONCILED:03/29/2016		400.00
084856	W	03/16/2016	ADVANCE AUTO PARTS	010282	RECONCILED:03/29/2016		34.66
084857	W	03/16/2016	MICHELLE BASH DBA BASH DESIGNS	010327	RECONCILED:03/29/2016		284.00
084858	W	03/16/2016	CTB/MCGRAW HILL CUSTOMERS SERVICES	010402	RECONCILED:03/29/2016		480.34
084859	W	03/16/2016	CLEVELAND PLAYHOUSE EDUCATION DEPT	010417			680.00
084860	W	03/16/2016	SHERWIN-WILLIAMS COMPANY	017028	RECONCILED:03/29/2016		90.13
084861	W	03/18/2016	OSBA NORTHEAST REGION C/O RENO CONTIPELLI	001466			105.00
084862	W	03/23/2016	JOHN LANCE	000144	RECONCILED:03/29/2016		819.40
084863	W	03/23/2016	BEN BURGE	000147	RECONCILED:03/30/2016		93.96
084864	W	03/23/2016	A M LEONARD INC	000259	RECONCILED:03/31/2016		55.98
084865	W	03/23/2016	BRIDGING THE GAP MINISTRIES OF AKRON	000307	RECONCILED:03/31/2016		50.00
084866	W	03/23/2016	DISCOUNT SCHOOL SUPPLY	000567			99.68
084867	W	03/23/2016	DOMINION EAST OHIO	000600	RECONCILED:03/31/2016		1,920.60
084868	W	03/23/2016	FREDERICKTOWN HIGH SCHOOL ATHLETIC DEPT	000730	RECONCILED:03/29/2016		150.00
084869	W	03/23/2016	FOLLETT SCHOOL SOLUTIONS INC	000748			575.41
084870	W	03/23/2016	GOVCONNECTION	000817	RECONCILED:03/30/2016		1,754.55
084871	W	03/23/2016	HILLSDALE HIGH SCHOOL ATHLETIC DEPT	000904	RECONCILED:03/31/2016		150.00
084872	W	03/23/2016	HOUGHTON MIFFLIN HARCOURT	000926	RECONCILED:03/30/2016		580.96
084873	W	03/23/2016	JOHN R GREEN COMPANY	001051	RECONCILED:03/30/2016		72.29
084874	W	03/23/2016	KONICA MINOLTA PREMIER FINANCE	001153	RECONCILED:03/31/2016		871.77
084875	W	03/23/2016	LOUDONVILLE YOUTH SOCCER ASSOC	001222			47.00
084876	W	03/23/2016	LOUISVILLE COURTYARD - AIRPORT	001223	RECONCILED:03/31/2016		1,142.10
084877	W	03/23/2016	LOUDONVILLE YOUTH INC C/O SUSAN SMART	001240			300.00
084878	W	03/23/2016	LARRY'S MUSIC CENTER INC	001293	RECONCILED:03/30/2016		220.00
084879	W	03/23/2016	OHIO EDISON COMPANY	001411	RECONCILED:03/30/2016		6,970.68
084880	W	03/23/2016	NATIONAL FFA ORGANIZATION	001471	RECONCILED:03/30/2016		507.47
084881	W	03/23/2016	RUMPKE CONSOLIDATED CO	001608	RECONCILED:03/30/2016		1,151.28
084882	W	03/23/2016	RACHEL WIXEY & ASSOCIATES	001673	RECONCILED:03/31/2016		4,541.40
084883	W	03/23/2016	TRIWAY HIGH SCHOOL ATHLETIC DEPARTMENT	001834	RECONCILED:03/31/2016		420.00
084884	W	03/23/2016	TEXAS LIFE INSURANCE	001873			15.60
084885	W	03/23/2016	TRI COUNTY E S C	001879	RECONCILED:03/30/2016		17,800.00

Date: 04/01/2016
Time: 8:31 am

LOUDONVILLE-PERRYSVILLE EX VI
SORT BY CHECK NUMBER
CHECK DATES BETWEEN 03/01/2016 AND 03/31/2016
WARRANT, REFUND, MEMO CHECKS

Page: 4
(CHEKPY)

CHECK	TYPE	DATE	VENDOR	VENDOR	STATUS/DATE	BANK CODE	CHECK AMOUNT
084886	W	03/23/2016	UNIVERSITY OF OREGON EDUCATIONAL/COMMUNITY SUPPORT	001938	RECONCILED:03/31/2016		125.00
084887	W	03/23/2016	VERIZON WIRELESS	001974	RECONCILED:03/30/2016		79.96
084888	W	03/23/2016	WEST HOLMES HIGH SCHOOL ATTN ATHLETIC DIRECTOR	002046			160.00
084889	W	03/23/2016	WENDY'S SPRING CLASSIC C/O DAN BURTSCHER	002068			500.00
084890	W	03/23/2016	WAGeworks INC	002083	RECONCILED:03/30/2016		191.26
084891	W	03/23/2016	YOUR DIGITAL PARTNER	002111	RECONCILED:03/29/2016		350.00
084892	W	03/23/2016	DAN ECKENWILER	005017	RECONCILED:03/29/2016		50.00
084893	W	03/23/2016	JEFF FRANKFORD	005046	RECONCILED:03/29/2016		40.00
084894	W	03/23/2016	THOMAS FISHER	005050	RECONCILED:03/29/2016		94.00
084895	W	03/23/2016	LISA GONZALEZ	005096	RECONCILED:03/29/2016		191.80
084896	W	03/23/2016	SCHOOL EMPLOYEES RET. SYSTEM	009046			783.32
084897	W	03/23/2016	AMERICAN FIDELITY - LIFE - BD	009060			102.23
084898	W	03/23/2016	AMERICAN FIDELITY - CRITICAL	009063			54.16
084899	W	03/23/2016	AMERICAN FIDELITY-ACCIDENT-BD	009095			158.32
084900	W	03/23/2016	AMERICAN FIDELITY-DISABILITY	009096			671.44
084901	W	03/23/2016	AMERICAN FIDELITY-FLEX SP-BD	009097			200.00
084902	W	03/23/2016	AMERICAN FIDELITY-CANCER-BD.	009099			295.02
084903	W	03/23/2016	ASHLAND MIDDLE SCHOOL	010218	RECONCILED:03/31/2016		75.00
084904	W	03/23/2016	CLEAR FORK HIGH SCHOOL ATHLETIC DEPT	010439			100.00
084905	W	03/23/2016	CHARTWELLS COMPASS GROUP USA	010467	RECONCILED:03/30/2016		21,797.64
084906	W	03/23/2016	METROPOLITAN EDUCATIONAL COUNCIL	013007			568.91
084907	W	03/23/2016	MOHICAN COUNTRY MARKET	013088	RECONCILED:03/31/2016		69.69
084908	W	03/23/2016	STAKE'S SHORT STOP	017043	RECONCILED:03/30/2016		217.50
084909	W	03/30/2016	JOHN MILLER	000066	RECONCILED:03/31/2016		153.74
084910	W	03/30/2016	MARIE BEDDOW	000148			51.84
084911	W	03/30/2016	JUDY KOPPERT	000167			100.00
084912	W	03/30/2016	CDW GOVERNMENT INC	000405			6,388.85
084913	W	03/30/2016	COMFORT SUITES	000415			236.84
084914	W	03/30/2016	FINDAWAY	000715			4.99
084915	W	03/30/2016	FOLLETT SCHOOL SOLUTIONS INC	000748			685.06
084916	W	03/30/2016	GOVCONNECTION	000817			942.60
084917	W	03/30/2016	LOUDONVILLE YOUTH SOCCER ASSOC	001222			235.00
084918	W	03/30/2016	ORIENTAL TRADING CO. INC	001498			37.08
084919	W	03/30/2016	PHASE II PIZZA	001506			132.64
084920	W	03/30/2016	PERRYSVILLE YOUTH ASSOCIATION	001531			25.00
084921	W	03/30/2016	TRI CO ED. SECRETARIES ASSOC C/O JILL ROHR	001825			108.00
084922	W	03/30/2016	US BANK OFFICE EQUIPMENT FINANCE SERV	001912			1,994.70
084923	W	03/30/2016	FRONTIER	001976			454.83
084924	W	03/30/2016	JEFFREY ISENHART	003070			47.50
084925	W	03/30/2016	JOSEPH GLORIOSO	003202			47.50
084926	W	03/30/2016	BARRY PRINGLE	003512			47.50
084927	W	03/30/2016	STEVE SHEETS	003523			50.00
084928	W	03/30/2016	GREGORY APPLLEGATE	003672			50.00
084929	W	03/30/2016	ALBERT MURPHY	003733			47.50

Date: 04/01/2016
 Time: 8:31 am

LOUDONVILLE-PERRYSVILLE EX VI
 SORT BY CHECK NUMBER
 CHECK DATES BETWEEN 03/01/2016 AND 03/31/2016
 WARRANT, REFUND, MEMO CHECKS

Page: 5
 (CHEKPY)

CHECK	TYPE	DATE	VENDOR	VENDOR	STATUS/DATE	BANK CODE	CHECK AMOUNT
084930	W	03/30/2016	FREDERIC SCHLUDECKER	003772			50.00
084931	W	03/30/2016	BLAKE CARY	004029			750.00
084932	W	03/30/2016	AUSTIN CARY MALONE COLLEGE	004480			500.00
084933	W	03/30/2016	KAY KICK	004485			50.00
084934	W	03/30/2016	CINDY PRIBBLE	004611			75.00
084935	W	03/30/2016	LISA GONZALEZ	005096			93.96
084936	W	03/30/2016	HOLIDAY INN EXPRESS & SUITES	010921			293.34
084937	W	03/30/2016	MID-BUCKEYE CONFERENCE C/O KELLY SEBOE, TREAS	013070			479.66
084938	W	03/30/2016	SAX ARTS & CRAFTS	017054			102.86
905321	M	03/03/2016	S.T.R.S.	900009			4,158.68
905322	M	03/03/2016	NATIONAL CITY BANK	900027			4,017.49
905323	M	03/08/2016	HOLMES CO. AUDITOR	900002			11,400.55
905324	M	03/08/2016	STAR2STAR COMMUNICATIONS	900037			391.65
905325	M	03/10/2016	OHIO DEPT OF EDUCATION	900005			37,920.41
905326	M	03/14/2016	L-P SCHOOLS CAFETERIA TERRI BLANCHARD	900031			92.88
905329	M	03/17/2016	S.T.R.S.	900009			3,335.01
905330	M	03/17/2016	NATIONAL CITY BANK	900027			3,790.38
905331	M	03/18/2016	L-P BOARD OF EDUCATION	900100			153,882.57
905332	M	03/18/2016	L-P BOARD OF EDUCATION	900100			7,081.37
905333	M	03/18/2016	L-P BOARD OF EDUCATION	900100			1,517.41
905334	M	03/18/2016	OHIO DEPT OF EDUCATION	900005			45,390.24
905335	M	03/21/2016	KNOX CO. AUDITOR	900007			50.18
905336	M	03/22/2016	HOLMES CO. AUDITOR	900002			265.22
905337	M	03/24/2016	S.T.R.S.	900009			60,560.00
905338	M	03/24/2016	S.E.R.S.	900010			20,190.00
905339	M	03/29/2016	MEDICAL MUTUAL OF OHIO	900103			212,690.54
905340	M	03/29/2016	MEDICAL MUTUAL OF OHIO	900103			48,901.83
V VOIDED CHECKS			1	CHECK TOTALS		50.00	
R RECONCILED CHECKS			132	CHECK TOTALS		231,993.39	
W WARRANT CHECKS			183	CHECK TOTALS		252,858.77	
M MEMO CHECKS			18	CHECK TOTALS		615,636.41	
B REFUND CHECKS			1	CHECK TOTALS		150.00	
I INVESTMENT CHECKS			0	CHECK TOTALS		0.00	
T TRANSFER CHECKS			0	CHECK TOTALS		0.00	
D DISTRIBUTION CHECKS			0	CHECK TOTALS		0.00	
C PAYROLL CHECKS			0	CHECK TOTALS		0.00	
MISSING CHECKS			0				
** TOTAL CHECKS (LESS VOIDED)			201	** TOTAL NET		868,595.18	
*** TOTAL CHECKS WRITTEN			202	*** GRAND TOTALS		868,645.18	