

*Loudonville-Perrysville
Exempted Village School
District*



*Financial Reports for the period
ending May 31, 2016*

*Prepared by Marie Beddow,
Treasurer/CFO*

**Loudonville-Perrysville Exempted Village School District
General Account Reconciliation
May 31, 2016**

Farmers and Savings Bank (.01% Yield)	951,065.83
Total Demand Deposits:	951,065.83
Outstanding Checks:	40,331.09
Bank Balance minus Outstanding:	910,734.74
<hr/>	
Total Cash Fund Balance:	5,790,247.25

Investments:

STAR Ohio General Account (.48%)	2,808,113.95
PNC Money Market (.10)	531,858.80
National City Bank Payroll Account	500.00
Fifth Third Mutual Fund (.01%)	45,039.76
Fifth Third Securities CD Due 8/20/2018 (1.75%)	248,000.00
Fifth Third Securities CD Due 2/21/2018 (1.45%)	248,000.00
Fifth Third Securities CD Due 8/20/2018 (1.75%)	248,000.00
Fifth Third Securities CD Due 10/17/2017 (1.50%)	250,000.00
Fifth Third Securities CD Due 2/5/2018 (1.30%)	250,000.00
Fifth Third Securities CD Due 10/17/2016 (1.00%)	250,000.00
Total Investments:	4,879,512.51

Total Adjustments:		0.00
---------------------------	--	-------------

Subtotal:		910,734.74
------------------	--	-------------------

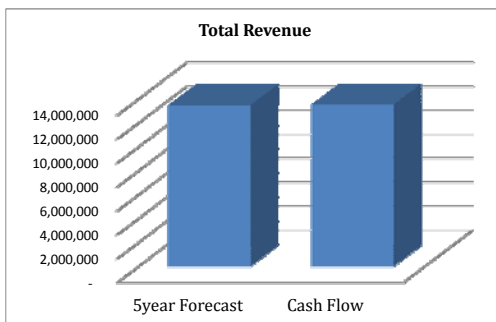
DIFFERENCE:	0.00
--------------------	-------------

Prepared:		
	Initials	Date
Reviewed:		
	Initials	Date

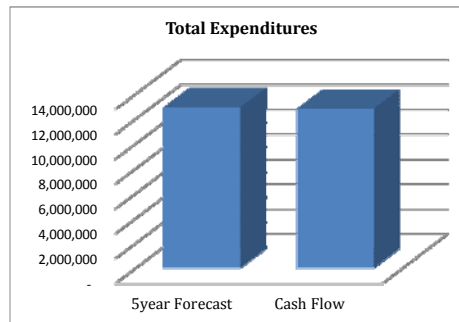
Five Year Forecast Comparison to Actual Cash Flow

	Difference	Proj. from Current 5year Forecast 2016	Proj. from Actual/Est. Cash Flow 2016	FYTD <u>Actual</u> Through Month Of: July - May	<u>Estimated for</u> Remaining Months
Revenue:					
1.010 - General Property Tax (Real Estate)	(1)	4,135,905	4,135,904	4,135,904	-
1.020 - Public Utility Personal Property	0	852,103	852,103	852,103	-
1.030 - Income Tax	(0)	1,774,266	1,774,266	1,774,266	-
1.035 - Unrestricted Grants-in-Aid	(3,909)	5,167,639	5,163,730	4,760,995	402,735
1.040 - 1.045 - Restricted Grants-in-Aid	20,701	152,686	173,387	169,399	3,988
1.050 - Property Tax Allocation	13,310	689,854	703,164	686,646	16,518
1.060 - All Other Operating Revenues	31,928	590,857	622,785	581,396	41,389
1.070 - Total Revenue	62,029	13,363,310	13,425,339	12,960,709	464,630
Other Financing Sources:					
2.070 - Total Other Financing Sources	(1,110)	99,569	98,459	96,203	2,256
2.080 - Total Revenues and Other Financing Sources	60,919	13,462,879	13,523,798	13,056,912	466,886
Expenditures:					
3.010 - Personnel Services	1,622	6,231,316	6,232,938	5,626,793	606,145
3.020 - Employees' Retirement/Insurance Benefits	(15,344)	2,930,260	2,914,916	2,650,624	264,292
3.030 - Purchased Services	(65,064)	2,329,696	2,264,632	1,939,840	324,792
3.040 - Supplies and Materials	(15,370)	498,905	483,535	383,535	100,000
3.050 - Capital Outlay	(16,130)	557,081	540,951	498,886	42,065
3.060 - 4.060 - Intergovernmental, Debt & Interest	-	111,805	111,805	111,805	-
4.300 - Other Objects	(752)	176,700	175,948	162,316	13,632
4.500 - Total Expenditures	(111,038)	12,835,763	12,724,725	11,373,799	1,350,926
Other Financing Uses:					
5.040 - Total Other Financing Uses	-	75,000	75,000	-	75,000
5.050 - Total Expenditures and Other Financing Uses	(111,038)	12,910,763	12,799,725	11,373,799	1,425,926
Excess of Rev & Other Financing Uses Over (Under)					
6.010 - Expenditures and Other Financing Uses	171,957	552,116	724,073	1,683,113	(959,040)
7.010 - Cash Balance July 1	(11)	3,237,904	3,237,893		
7.020 - Cash Balance June 30	171,946	3,790,020	3,961,966		

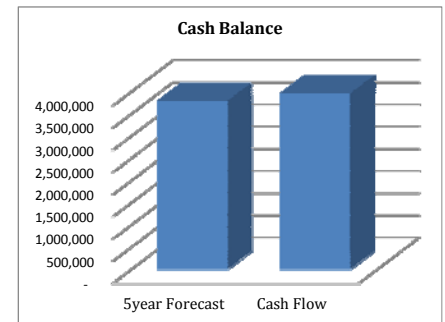
Projected Differences from 5year Forecast Actuals/Estimates as compared to Cash Flow Actual/Estimates



Dollar Variance: 60,919
Percent Variance: 0.45%



Dollar Variance: (111,038)
Percent Variance: -0.86%



Dollar Variance: 171,946
Percent Variance: 4.54%

**LOUDONVILLE-PERRYVILLE EXEMPTED VILLAGE SCHOOL DISTRICT
GENERAL FUND TWO-YEAR COMPARISON
May 31, 2016**

This is the % change as of 5.31.16 comparing Actual FY2015 to Actual FY2016

	FY2015		FY2016			
	ACTUAL ANNUAL	FYTD ACTUAL MAY	PROJECTED ANNUAL *	% Diff. ANNUAL *	FYTD ACTUAL MAY	% Diff. MAY
REVENUES						
General Property (Real Estate)	4,066,887	4,066,887	4,061,263	-0.14%	4,135,904	1.70%
Tangible Personal Property Tax	843,906	843,906	833,329	-1.25%	852,103	0.97%
Income Tax	1,713,477	1,713,477	1,747,747	2.00%	1,774,266	3.55%
Unrestricted Grants-in-Aid	4,890,690	4,635,274	5,357,602	9.55%	4,760,995	2.71%
Restricted Grants-in-Aid **	236,201	185,872	213,810	-9.48%	169,399	-8.86%
Property Tax Allocation (Homestead/Rollback)	692,057	644,943	687,389	-0.67%	686,646	6.47%
All Other Operating Revenue	855,096	756,174	590,857	-30.90%	581,396	-23.11%
Total Revenue	13,298,314	12,846,533	13,491,997	1.46%	12,960,709	0.89%
OTHER FINANCING SOURCES						
Operating Transfers-In		-				
Advances-In	-	-	74,569	N/A	74,569	N/A
All Other Financial Sources	57,107	57,107	6,000	-89.49%	21,634	-62.12%
Total Other Financing Sources	57,107	57,107	80,569	41.08%	96,203	N/A
Total Revenues and Other Financing Sources	13,355,421	12,903,640	13,572,566	1.63%	13,056,912	1.19%
EXPENDITURES						
Personal Services	6,413,949	5,737,142	6,231,316	-2.85%	5,626,793	-1.92%
Employees' Retirement/Insurance Benefits	2,846,728	2,635,895	3,073,130	7.95%	2,650,624	0.56%
Purchased Services	2,245,100	1,954,772	2,391,696	6.53%	1,939,840	-0.76%
Supplies and Materials	415,373	360,919	598,905	44.18%	383,535	6.27%
Capital Outlay ₂	289,323	254,027	518,402	79.18%	498,886	96.39%
Other Objects	306,929	278,068	288,505	-6.00%	274,121	-1.42%
Total Expenditures	12,517,402	11,220,823	13,101,954	4.67%	11,373,799	1.36%
OTHER FINANCING USES						
Operational Transfers - Out		-				
Advances - Out	74,569	-	1,000	-98.66%	-	0.00%
All Other Financing Uses	-	-	-		-	0.00%
Total Other Financing Uses	74,569	-	1,000	-98.66%	-	0.00%
Total Expenditures and Other Financing Uses	12,591,971	11,220,823	13,102,954	4.06%	11,373,799	1.36%
Excess Rev. & Other Fin. Sources Over (Under) Exp.	763,450	1,682,817	469,612	-38.49%	1,683,113	0.02%
Beginning Cash Balance	2,474,456	2,474,456	3,237,906	30.85%	3,237,908	30.85%
Ending Cash Balance	\$ 3,237,906	\$ 4,157,273	\$ 3,707,518	14.50%	\$ 4,921,021	18.37%
Outstanding Encumbrances	87,162	461,390	-	-100.00%	522,134	13.17%
Ending Unencumbered Cash Balance	\$ 3,150,744	\$ 3,695,883	\$ 3,707,518	17.67%	\$ 4,398,887	19.02%

Date: 06/01/2016
 Time: 2:43 pm

LOUDONVILLE-PERRYSVILLE EX VI
 Financial Report by Fund/Fund/SCC

Page: 1
 (FINSUM)

Fund #	Fund Description	FYTD Receipts	MTD Expenditures	FYTD Expenditures	Current Fund Balance	Current Encumbrances	Unencumbered Fund Balance	Bank Code
001 0000	GENERAL							
	3,201,158.06	809,919.92	12,711,910.48	987,350.16	11,082,165.95	4,830,902.59	448,356.31	4,382,546.28
001 9992	CAPITAL/MAINTENANCE - SET-ASIDE							
	36,750.00	0.00	345,000.00	3,005.45	291,633.34	90,116.66	73,777.24	16,339.42
	TOTAL FOR Fund 001 - GENERAL:							
	3,237,908.06	809,919.92	13,056,910.48	990,355.61	11,373,799.29	4,921,019.25	522,133.55	4,398,885.70
003 0000	PERMANENT IMPROVEMENT							
	100,378.62	5,289.78	262,609.20	731.25	160,829.64	202,158.18	28,292.50	173,865.68
	TOTAL FOR Fund 003 - PERMANENT IMPROVEMENT:							
	100,378.62	5,289.78	262,609.20	731.25	160,829.64	202,158.18	28,292.50	173,865.68
006 0000	FOOD SERVICES							
	6,160.41	47,995.88	377,025.16	42,916.17	464,389.04	81,203.47-	29,379.78	110,583.25-
	TOTAL FOR Fund 006 - FOOD SERVICE:							
	6,160.41	47,995.88	377,025.16	42,916.17	464,389.04	81,203.47-	29,379.78	110,583.25-
007 9001	YOUNG TRUST							
	6,501.65	3,000.00	3,000.00	2,441.61	3,216.61	6,285.04	0.00	6,285.04
007 9002	HUGO H. & MABEL B. YOUNG O/S CITIZEN SCHOLAR.							
	12,000.00	0.00	0.00	0.00	11,250.00	750.00	0.00	750.00
007 9004	MILESTONE BENEFITS - STUDENT SCHOLARSHIP FUND							
	2,000.00	0.00	2,000.00	0.00	1,000.00	3,000.00	1,000.00	2,000.00
007 9007	HEATHER DERRENBERGER SCHOLARSHIP-LONG LAKE, IN							
	1,000.00	0.00	0.00	500.00	500.00	500.00	500.00	0.00
007 9008	YEAGER SCHOLARSHIP - SPECIAL TRUST							
	1,000.00	0.00	1,000.00	0.00	1,000.00	1,000.00	0.00	1,000.00
007 9010	PEPSI SCHOLARSHIP							
	3,314.00	0.00	0.00	0.00	1,000.00	2,314.00	1,500.00	814.00
007 9014	FRATERNAL ORDER OF EAGLES SCHOLARSHIP							
	6,000.00	0.00	3,000.00	0.00	2,750.00	6,250.00	2,250.00	4,000.00
007 9015	MEDICAL MUTUAL SCHOLARSHIP							
	1,000.00	0.00	0.00	0.00	1,000.00	0.00	0.00	0.00
007 9813	C.E. BUDD TEACHER'S LOUNGE							
	214.69	20.00	206.61	0.00	0.00	421.30	0.00	421.30

*** NOTE!! ONLY ACTIVE ACCOUNTS HAVE BEEN SELECTED, TOTALS MAY EXCLUDE AMOUNTS THAT ARE RELATED TO INACTIVE ACCOUNTS.

Date: 06/01/2016
 Time: 2:43 pm

LOUDONVILLE-PERRYSVILLE EX VI
 Financial Report by Fund/Fund/SCC

Page: 2
 (FINSUM)

Fund #	Fund Description	FYTD	MTD	FYTD	Current	Current	Unencumbered	Bank
Begin	Balance	Receipts	Expenditures	Expenditures	Fund	Encumbrances	Fund	Code
					Balance		Balance	
007 9814	TEACHERS STUDY LOUNGE-HIGH SCHOOL							
	1,418.00	20.04	202.12	1,000.00	1,315.82	304.30	224.03	80.27
007 9815	PJHS FACULTY LOUNGE FUND							
	228.54	0.00	0.00	215.10	215.10	13.44	13.44	0.00
007 9816	UNCLAIMED FUNDS (STALE-DATED CHECKS)							
	3,492.58	0.00	0.00	0.00	0.00	3,492.58	0.00	3,492.58
	TOTAL FOR Fund 007 - SPECIAL TRUST:							
	38,169.46	3,040.04	9,408.73	4,156.71	23,247.53	24,330.66	5,487.47	18,843.19
009 0000	UNIFORM SUPPLIES							
	0.00	1,034.95	1,739.70	0.00	2,257.72	518.02-	0.00	518.02-
	TOTAL FOR Fund 009 - UNIFORM SCHOOL SUPPLIES:							
	0.00	1,034.95	1,739.70	0.00	2,257.72	518.02-	0.00	518.02-
014 9021	MOHICAN YOUTH ACADEMY							
	313.39	132,462.72	774,329.22	61,503.91	772,732.35	1,910.26	157,215.92	155,305.66-
	TOTAL FOR Fund 014 - ROTARY-INTERNAL SERVICES:							
	313.39	132,462.72	774,329.22	61,503.91	772,732.35	1,910.26	157,215.92	155,305.66-
018 9801	PUBLIC SCHOOL SUPPORT FUND-PERRYSVILLE							
	9,681.86	92.00	1,909.25	321.72	3,111.20	8,479.91	1,988.59	6,491.32
018 9802	PUBLIC SCHOOL SUPPORT FUND-MCMULLEN							
	13,526.29	3,015.08	7,148.92	1,623.91	4,730.51	15,944.70	260.39	15,684.31
018 9803	PUBLIC SCHOOL SUPPORT FUND-BUDD							
	1,669.02	795.00	4,260.65	1,419.00	1,868.67	4,061.00	2,590.00	1,471.00
018 9804	PUBLIC SCHOOL SUPPORT FUND-HIGH SCHOOL							
	7,183.86	83.96	3,409.88	50.00	4,478.64	6,115.10	1,463.24	4,651.86
	TOTAL FOR Fund 018 - PUBLIC SCHOOL SUPPORT:							
	32,061.03	3,986.04	16,728.70	3,414.63	14,189.02	34,600.71	6,302.22	28,298.49
019 9203	FIRST PRESBYTERIAN CHURCH: SCHOOL SUPPLIES							
	1,237.20	0.00	600.00	0.00	50.00	1,787.20	0.00	1,787.20
019 9401	HUGO & MABEL YOUNG FOUNDATION: IB SCHOOL FEES							
	2,400.00	0.00	0.00	1,600.00	1,600.00	800.00	0.00	800.00
019 9506	ARCHERY GRANT: FISHER							
	500.00	0.00	2,500.00	0.00	3,000.00	0.00	0.00	0.00

*** NOTE!! ONLY ACTIVE ACCOUNTS HAVE BEEN SELECTED, TOTALS MAY EXCLUDE AMOUNTS THAT ARE RELATED TO INACTIVE ACCOUNTS.

Date: 06/01/2016
 Time: 2:43 pm

LOUDONVILLE-PERRYSVILLE EX VI
 Financial Report by Fund/Fund/SCC

Page: 3
 (FINSUM)

Fund #	Fund Description	FYTD Receipts	MTD Expenditures	FYTD Expenditures	Current Fund Balance	Current Encumbrances	Unencumbered Fund Balance	Bank Code	
019 9507	CHANBER OF COMMERCE: STUDENT NEEDS	150.00	0.00	0.00	150.00	0.00	150.00		
019 9508	MOHICAN AREA COMMUNITY FUND: EXTRA CURRICULAR	838.00	0.00	3,000.00	871.00	1,366.00	2,472.00	320.00	2,152.00
019 9509	YOUNG FOUNDATION GRANT: ROBOTICS LAB	4,051.89	0.00	0.00	0.00	3,862.23	189.66	194.00	4.34-
019 9601	ACCF GRANT: STONER, C.E. BUDD	0.00	0.00	2,500.00	0.00	2,500.00	0.00	0.00	0.00
019 9602	ACCF GRANT: ASHBY LHS	0.00	0.00	2,015.00	0.00	0.00	2,015.00	1,020.00	995.00
019 9603	BELIEVE IN OHIO: YOUNGEN	0.00	2,700.00	3,500.00	500.00	500.00	3,000.00	1,500.00	1,500.00
019 9604	FIRST ENERGY GRANT: GRIBBLE	0.00	0.00	1,000.00	0.00	927.07	72.93	0.00	72.93
019 9605	KNIGHTS OF COLUMBUS: COATS FOR KIDS LHS	0.00	0.00	500.00	0.00	264.17	235.83	235.83	0.00
019 9606	YOUNG FOUNDATION: STEM PROGRAM	0.00	22,991.00	22,991.00	0.00	0.00	22,991.00	22,606.01	384.99
019 9702	L-P ENDOWMENT FUND	0.00	0.00	8,681.00	0.00	1,000.00	7,681.00	0.00	7,681.00
019 9714	CHILDREN'S HUNGER ALLIANCE FY08	826.28	0.00	0.00	0.00	273.04	553.24	0.00	553.24
	TOTAL FOR Fund 019 - OTHER GRANT:	10,003.37	25,691.00	47,287.00	2,971.00	15,342.51	41,947.86	25,875.84	16,072.02
022 9501	OHSAA TOURNAMENT GAME	0.00	0.00	1,358.00	0.00	1,279.65	78.35	60.00	18.35
	TOTAL FOR Fund 022 - DISTRICT AGENCY:	0.00	0.00	1,358.00	0.00	1,279.65	78.35	60.00	18.35
024 0000	EMPLOYEE HEALTH BENEFITS - SELF-INSURANCE	693,540.12	187,433.02	1,937,470.30	210,156.11	1,990,446.08	640,564.34	1,945.47	638,618.87
	TOTAL FOR Fund 024 - EMPLOYEE BENEFITS SELF INS.:	693,540.12	187,433.02	1,937,470.30	210,156.11	1,990,446.08	640,564.34	1,945.47	638,618.87

*** NOTE!! ONLY ACTIVE ACCOUNTS HAVE BEEN SELECTED, TOTALS MAY EXCLUDE AMOUNTS THAT ARE RELATED TO INACTIVE ACCOUNTS.

Date: 06/01/2016
 Time: 2:43 pm

LOUDONVILLE-PERRYSVILLE EX VI
 Financial Report by Fund/Fund/SCC

Page: 4
 (FINSUM)

Fund #	Fund Description	FYTD Receipts	MTD Expenditures	FYTD Expenditures	Current Fund Balance	Current Encumbrances	Unencumbered Fund Balance	Bank Code
031 0000	UNDERGROUND STORAGE TANK FUND (BUSTR)							
	11,000.00	0.00	0.00	0.00	11,000.00	0.00	11,000.00	
	TOTAL FOR Fund 031 - UNDERGROUND STORAGE TANK FUND							
	11,000.00	0.00	0.00	0.00	11,000.00	0.00	11,000.00	
200 921A	FOREIGN LANGUAGE CLUB							
	423.99	0.00	0.00	0.00	423.99	0.00	423.99	
200 932A	F.C.C.L.A. (F.H.A.)							
	3,026.97	0.00	0.00	500.00-	3,526.97	0.00	3,526.97	
200 933A	F.F.A.							
	493.58	1,854.00	10,519.65	2,136.85	2,553.01-	8,162.20	10,715.21-	
200 943A	DANCE TEAM							
	54.22	0.00	470.00	0.00	259.05	0.00	259.05	
200 961A	STUDENT COUNCIL							
	200.16	0.00	1,300.15	83.70	1,278.02	0.00	222.29	
200 961B	JR. HIGH STUDENT COUNCIL-PERRYSVILLE							
	306.04	316.00	722.00	278.58	595.39	0.00	432.65	
200 962A	ACADEMIC CHALLENGE							
	12.00	0.00	400.00	0.00	387.68	0.00	24.32	
200 965A	T.I. (TEEN INSTITUTE)							
	82.02	28.00	76.00	14.22	31.29	0.00	126.73	
200 966A	COUNCIL FOR EXCEPTIONAL CHILDREN-C.E.C. CLUB							
	368.00	0.00	4,115.00	191.54	3,643.04	0.00	839.96	
200 967I	CLASS OF 2014							
	1,052.13	0.00	0.00	0.00	1,052.13	0.00	0.00	
200 967J	CLASS OF 2015							
	2,447.58	0.00	0.00	0.00	2,447.58	0.00	0.00	
200 967K	CLASS OF 2016							
	852.00	232.00	1,247.00	0.00	0.00	2,099.00	2,079.25	19.75
200 967L	CLASS OF 2017							
	721.00	105.00	343.00	0.00	0.00	1,064.00	0.00	1,064.00
200 967M	CLASS OF 2018							
	266.60	77.00	350.00	0.00	0.00	616.60	0.00	616.60

*** NOTE!! ONLY ACTIVE ACCOUNTS HAVE BEEN SELECTED, TOTALS MAY EXCLUDE AMOUNTS THAT ARE RELATED TO INACTIVE ACCOUNTS.

Date: 06/01/2016
 Time: 2:43 pm

LOUDONVILLE-PERRYSVILLE EX VI
 Financial Report by Fund/Fund/SCC

Fund #	Fund Description	FYTD Receipts	MTD Expenditures	FYTD Expenditures	Current Fund Balance	Current Encumbrances	Unencumbered Fund Balance	Bank Code	
200	967N CLASS OF 2019	0.00	28.00	252.00	0.00	252.00	0.00	252.00	
200	969A REDBIRD	268.66	13.00	233.00	34.00	91.50	410.16	0.00	410.16
200	971A HONOR SOCIETY	584.69	0.00	1,625.00	385.00	1,769.33	440.36	232.50	207.86
200	973A LEO CLUB	1,210.63	0.00	1,799.98	18.32	2,031.20	979.41	529.80	449.61
200	974A SKI CLUB	464.50	0.00	0.00	0.00	0.00	464.50	0.00	464.50
200	975A JOB SKILLS GROUP LHS	1,370.59	0.00	726.06	210.99	1,242.29	854.36	871.81	17.45-
200	976A LHS PROM FUND	910.52	1,950.00	2,552.45	30.60	1,459.07	2,003.90	525.00	1,478.90
200	977A LHS ROBOTICS TEAM FUND	0.00	1,165.00	4,170.98	1,406.68	4,618.78	447.80-	0.00	447.80-
TOTAL FOR Fund 200 - STUDENT MANAGED ACTIVITY:		15,115.88	5,768.00	30,902.27	4,790.48	33,978.71	12,039.44	12,400.56	361.12-
300	913A DRAMA CLUB	4,317.34	0.00	2,050.00	0.00	401.64	5,965.70	0.00	5,965.70
300	940A MUSIC DEPARTMENT	8,555.87	1,000.00-	5,666.00	0.00	2,392.06	11,829.81	2,526.75	9,303.06
300	950A ATHLETIC FUND - HIGH SCHOOL	14,507.59	4,111.60	107,676.18	6,176.58-	108,541.64	13,642.13	32,292.97	18,650.84-
300	950B ATHLETIC FUND - PERRYSVILLE JUNIOR HIGH	10,921.13	690.00	14,892.00	507.48	19,278.26	6,534.87	2,286.42	4,248.45
300	968A YEARBOOK FUND HIGH SCHOOL	126.36	275.00	2,132.00	0.00	739.20	1,519.16	0.00	1,519.16
TOTAL FOR Fund 300 - DISTRICT MANAGED ACTIVITY:		38,428.29	4,076.60	132,416.18	5,669.10-	131,352.80	39,491.67	37,106.14	2,385.53
451	9116 ONENET PUBLIC COMMUNICATIONS SUBSIDY - FY16	0.00	0.00	7,200.00	0.00	0.00	7,200.00	0.00	7,200.00

*** NOTE!! ONLY ACTIVE ACCOUNTS HAVE BEEN SELECTED, TOTALS MAY EXCLUDE AMOUNTS THAT ARE RELATED TO INACTIVE ACCOUNTS.

Date: 06/01/2016
 Time: 2:43 pm

LOUDONVILLE-PERRYSVILLE EX VI
 Financial Report by Fund/Fund/SCC

Page: 6
 (FINSUM)

Fund #	Fund Description	FYTD Receipts	MTD Expenditures	FYTD Expenditures	Current Fund Balance	Current Encumbrances	Unencumbered Fund Balance	Bank Code
	TOTAL FOR Fund 451 - DATA COMMUNICATION FUND:	0.00	0.00	0.00	7,200.00	0.00	7,200.00	
461	9115 HSTW GRANT FY2015	2,907.35	0.00	2,907.35	0.00	0.00	0.00	
461	9116 HSTW GRANT FY2016	0.00	4,189.05	4,390.95	201.90-	1,619.34	1,821.24-	
	TOTAL FOR Fund 461 - VOCATIONAL EDUC. ENHANCEMENTS	2,907.35	4,189.05	7,298.30	201.90-	1,619.34	1,821.24-	
499	9115 PROJECT LEAD THE WAY FY15	2.59	0.00	0.00	2.59	0.00	2.59	
	TOTAL FOR Fund 499 - MISCELLANEOUS STATE GRANT FUN	2.59	0.00	0.00	2.59	0.00	2.59	
516	9115 IDEA-B SPECIAL EDUCATION FY2015	2,229.70	0.00	34,829.10	0.00	0.00	0.00	
516	9116 IDEA-B SPECIAL EDUCATION FY2016	0.00	26,716.71	186,535.14	18,818.17-	0.00	18,818.17-	
	TOTAL FOR Fund 516 - IDEA PART B GRANTS:	2,229.70	26,716.71	221,364.24	18,818.17-	0.00	18,818.17-	
536	9115 TITLE I SCHOOL IMPROVEMENT GRANT FY15	589.28-	0.00	1,421.76	0.00	0.00	0.00	
536	9116 TITLE I SCHOOL IMPROVEMENT GRANT FY16	0.00	1,876.38	8,635.43	596.60-	6,533.20	7,129.80-	
	TOTAL FOR Fund 536 - TITLE I SCHOOL IMPROVEMENT A:	589.28-	1,876.38	10,057.19	596.60-	6,533.20	7,129.80-	
572	9115 TITLE I: FY15	1,655.24	0.00	39,972.64	0.00	0.00	0.00	
572	9116 TITLE I: FY16	0.00	43,076.99	292,712.45	32,230.28-	15,618.06	47,848.34-	
572	9215 TITLE I - D MYA	1,175.81	0.00	8,125.76	0.00	0.00	0.00	
572	9216 TITLE I - D MYA FY16	0.00	8,702.55	68,018.18	8,945.58-	38,795.39	47,740.97-	

*** NOTE!! ONLY ACTIVE ACCOUNTS HAVE BEEN SELECTED, TOTALS MAY EXCLUDE AMOUNTS THAT ARE RELATED TO INACTIVE ACCOUNTS.

Date: 06/01/2016
 Time: 2:43 pm

LOUDONVILLE-PERRYSVILLE EX VI
 Financial Report by Fund/Fund/SCC

Fund #	Fund Description	FYTD	MTD	FYTD	Current	Current	Unencumbered	Bank
Begin	Balance	Receipts	Expenditures	Expenditures	Fund Balance	Encumbrances	Fund Balance	Code
TOTAL FOR Fund 572 - TITLE I DISADVANTAGED CHILDRE								
	2,831.05	51,779.54	364,822.12	41,175.86	408,829.03	41,175.86-	54,413.45	95,589.31-
590 9115	TITLE II-A: IMPROVING TEACH. QUALITY - FY15	815.39	0.00	6,377.15	0.00	7,192.54	0.00	0.00
590 9116	TITLE II-A: IMPROVING TEACH. QUALITY - FY16	0.00	5,160.19	32,522.84	1,372.07	33,894.91	1,372.07-	0.00
TOTAL FOR Fund 590 - IMPROVING TEACHER QUALITY:								
	815.39	5,160.19	38,899.99	1,372.07	41,087.45	1,372.07-	0.00	1,372.07-
599 9115	TITLE VI-B RURAL & LOW INCOME FY15	1,133.12	0.00	1,133.12-	0.00	0.00	0.00	0.00
599 9116	TITLE VI-B RURAL & LOW INCOME FY16	0.00	981.26	4,971.20	2,209.97	7,181.17	2,209.97-	14,338.73
TOTAL FOR Fund 599 - MISCELLANEOUS FED. GRANT FUND								
	1,133.12	981.26	3,838.08	2,209.97	7,181.17	2,209.97-	14,338.73	16,548.70-
GRAND TOTALS:								
	4,192,408.55	1,313,212.03	17,277,500.42	1,379,701.34	15,679,661.72	5,790,247.25	903,104.17	4,887,143.08

*** NOTE!! ONLY ACTIVE ACCOUNTS HAVE BEEN SELECTED, TOTALS MAY EXCLUDE AMOUNTS THAT ARE RELATED TO INACTIVE ACCOUNTS.

Date: 06/01/16
 Time: 11:34 am

LOUDONVILLE-PERRYSVILLE EX VI
 Revenue Account Summary
 SORTED BY FUND-SCC

Page: 1
 (REVSUM)

Account Number FND RCPT SCC SUBJ OU	Description	FYTD Receivable	FYTD Actual Receipts	MTD Actual Receipts	YTD Actual Receipts	FYTD Balance Receivable	FYTD Percent Received
001 1111 0000 000000 000	REAL ESTATE TAX - ASHLAND COUNTY	2,864,263.00	2,864,278.26	0.00	1,924,659.17	15.26-	100.00
001 1122 0000 000000 000	PERSONAL PROPERTY TAX - ASHLAND CO.	706,329.00	715,857.77	0.00	383,769.17	9,528.77-	101.35
001 1130 0000 000000 000	SCHOOL DISTRICT INCOME TAX	1,747,747.00	1,774,266.36	0.00	779,336.07	26,519.36-	101.52
001 1190 0000 000000 000	MOBILE HOME TAX - ASHLAND	15,000.00	13,516.53	0.00	6,532.30	1,483.47	90.11
001 1221 0000 000000 000	TUITION - RECEIVED FROM OTHER DISTRICTS	20,000.00	10,823.29	0.00	6,624.01	9,176.71	54.12
001 1223 0000 000000 000	SPECIAL EDUCATION TUITION, EXCESS COSTS	15,000.00	14,501.52	11,379.86	14,501.52	498.48	96.68
001 1227 0000 000000 000	OPEN ENROLLMENT - RECEIVED FROM OTHER DIST.	422,957.00	389,009.57	35,331.40	182,525.67	33,947.43	91.97
001 1390 0000 000000 000	TRANSPORTATION FEES	3,000.00	3,103.57	0.00	180.00	103.57-	103.45
001 1410 0000 000000 000	INTEREST	17,000.00	18,328.24	9,122.31	10,507.86	1,328.24-	107.81
001 1810 0000 000000 000	BUILDING & EQUIPMENTAL RENTAL	100.00	243.07	0.00	243.07	143.07-	243.07
001 1933 0000 000000 000	SALE OF PROPERTY	1,000.00	320.40	0.00	320.40	679.60	32.04
001 3110 0000 000000 000	SCHOOL FOUNDATION PROGRAM	3,036,876.00	2,729,629.22	237,673.38	1,202,350.40	307,246.78	89.88
001 3110 0000 000000 201	SCH. FOUND-SPECIAL ED WEIGHTED AID	505,579.00	486,046.74	43,800.32	226,543.63	19,532.26	96.14
001 3110 0000 000000 202	SCH. FOUNDATION - K-3 LITERACY	65,631.00	58,354.57	4,941.02	25,486.91	7,276.43	88.91
001 3110 0000 000000 203	SCH. FOUNDATION - CAPACITY AID	189,707.00	174,091.12	15,684.17	78,431.24	15,615.88	91.77
001 3110 0000 000000 204	PUPIL TRANSPORTATION	438,135.00	324,242.56	23,470.17	123,436.91	113,892.44	74.01

*** NOTE!! ONLY ACTIVE ACCOUNTS HAVE BEEN SELECTED, TOTALS MAY EXCLUDE AMOUNTS THAT ARE RELATED TO INACTIVE ACCOUNTS. ***

Date: 06/01/16
 Time: 11:34 am

LOUDONVILLE-PERRYSVILLE EX VI
 Revenue Account Summary
 SORTED BY FUND-SCC

Account Number	Description				FYTD Actual Receipts	MTD Actual Receipts	YTD Actual Receipts	FYTD Balance Receivable	FYTD Percent Received	
FND RCPT SCC SUBJ OU					Receivable					
001 3110 0000 000000 205	SCHOOL FOUNDATION - LEP				3,178.00	1,869.69	41.89-	251.69	1,308.31	58.83
001 3110 0000 000000 206	SCH.FOUNDATION - TARGETED ASSISTANCE				831,264.00	713,665.68	59,040.60	309,891.16	117,598.32	85.85
001 3110 0000 000000 207	SPECIAL ED. TRANSPORTATION-SCHOOL FOUNDATION				18,020.00	16,647.72	1,512.07	7,637.50	1,372.28	92.38
001 3110 0000 000000 208	SCH. FOUNDATION - THIRD GRADE READING BONUS				16,099.00	13,505.97	0.00	13,505.97	2,593.03	83.89
001 3110 0000 000000 209	SCH.FOUNDATION - GIFTED SUPPLEMENT				60,836.00	54,764.18	4,800.81	24,306.30	6,071.82	90.02
001 3110 0000 000000 210	SCH. FOUNDATION - GRADUATION BONUS				14,279.00	14,908.04	0.00	14,908.04	629.04-	104.41
001 3110 0000 000000 211	SCHOOL FOUNDATION - PRESCHOOL				122,997.00	113,249.35	10,210.15	51,361.96	9,747.65	92.07
001 3131 0000 000000 000	10% AND 2.5% ROLLBACK				430,000.00	439,231.52	181,330.52	221,009.01	9,231.52-	102.15
001 3132 0000 000000 000	HOMESTEAD EXEMPTION				169,391.05	159,416.16	67,980.27	77,479.15	9,974.89	94.11
001 3135 0000 000000 000	TPP TAX REPLACEMENT FUNDS				87,997.95	87,997.96	43,998.98	43,998.98	0.01-	100.00
001 3190 0000 000000 000	CASINO REVENUE				55,000.00	60,021.47	0.00	28,728.15	5,021.47-	109.13
001 3211 0000 000000 000	SCH. FOUNDATION - ECONOMICALLY DISADVANTAGED				152,204.00	98,696.63	891.26-	24,731.91	53,507.37	64.84
001 3219 0000 000000 000	SCHOOL FOUNDATION CAREER TECH & CATASTROPHIC				61,606.00	70,700.80	25,591.90	47,612.07	9,094.80-	114.76
001 4220 0000 000000 000	RESTRICTED-GRANT-FEDERAL THRU STATE-CAFS-MED				30,000.00	70,498.79	5,962.14	53,512.45	40,498.79-	235.00
001 5220 0000 000000 000	RETURN OF ADVANCE				74,569.46	74,569.46	0.00	0.00	0.00	100.00
001 5300 0000 000000 000	REFUND-PRIOR YEAR EXP.				5,000.00	21,313.94	18,890.42	18,890.42	16,313.94-	426.28

*** NOTE!! ONLY ACTIVE ACCOUNTS HAVE BEEN SELECTED, TOTALS MAY EXCLUDE AMOUNTS THAT ARE RELATED TO INACTIVE ACCOUNTS. ***

Date: 06/01/16
 Time: 11:34 am

LOUDONVILLE-PERRYSVILLE EX VI
 Revenue Account Summary
 SORTED BY FUND-SCC

Account Number FND RCPT SCC SUBJ OU	Description	FYTD Receivable	FYTD Actual Receipts	MTD Actual Receipts	YTD Actual Receipts	FYTD Balance Receivable	FYTD Percent Received
001 1740 0001 000000 000	CLASSROOM FEES - MC MULLEN ELEMENTARY	5,200.00	5,615.00	590.00	1,325.00	415.00-	107.98
001 1890 0001 000000 000	OTHER LOCAL SOURCES - MISC.	22,000.00	11,893.57	561.30	5,471.80	10,106.43	54.06
001 1890 0001 000000 021	OTHER LOCAL SOURCES - MYA RESIDENT DISTRICTS	20,000.00	22,561.78	3,953.28	11,894.49	2,561.78-	112.81
001 1111 0002 000000 000	REAL ESTATE TAXES - HOLMES	584,000.00	610,385.33	0.00	362,500.72	26,385.33-	104.52
001 1122 0002 000000 000	PERSONAL PROPERTY TAX - HOLMES	58,000.00	61,096.92	0.00	34,392.22	3,096.92-	105.34
001 1190 0002 000000 000	MOBILE HOME TAX - HOLMES	3,500.00	4,255.37	189.50	2,443.51	755.37-	121.58
001 1740 0002 000000 000	CLASSROOM FEES - BUDD ELEMENTARY	3,450.00	3,815.00	720.00	1,655.00	365.00-	110.58
001 1111 0003 000000 000	REAL ESTATE TAXES - KNOX	150,000.00	169,150.85	0.00	90,795.72	19,150.85-	112.77
001 1122 0003 000000 000	PERSONAL PROPERTY TAX - KNOX	27,000.00	30,115.97	0.00	16,247.57	3,115.97-	111.54
001 1190 0003 000000 000	MOBILE HOME TAX - KNOX	950.00	918.07	0.00	324.77	31.93	96.64
001 1740 0003 000000 000	CLASSROOM FEES - PERRYSVILLE JR. HIGH	2,800.00	3,015.00	395.00	1,055.00	215.00-	107.68
001 1111 0004 000000 000	REAL ESTATE TAXES - RICHLAND	138,000.00	147,089.79	0.00	89,609.48	9,089.79-	106.59
001 1122 0004 000000 000	PERSONAL PROPERTY TAX - RICHLAND	42,000.00	45,031.57	0.00	24,107.63	3,031.57-	107.22
001 1740 0004 000000 000	CLASSROOM FEES - HIGH SCHOOL	9,900.00	9,296.11	3,723.50	6,487.50	603.89	93.90
*****TOTAL FOR FUND-SCC 001 0000 (GENERAL):							
Ex Tr/Ad		13,172,996.00	12,637,341.02	809,919.92	6,551,583.50	535,654.98	95.93
In Tr/Ad		13,247,565.46	12,711,910.48	809,919.92	6,551,583.50	535,654.98	95.96

*** NOTE!! ONLY ACTIVE ACCOUNTS HAVE BEEN SELECTED, TOTALS MAY EXCLUDE AMOUNTS THAT ARE RELATED TO INACTIVE ACCOUNTS. ***

Date: 06/01/16
 Time: 11:34 am

LOUDONVILLE-PERRYSVILLE EX VI
 Revenue Account Summary
 SORTED BY FUND-SCC

Page: 4
 (REVSUM)

Account Number FND RCPT SCC SUBJ OU	Description	FYTD Receivable	FYTD Actual Receipts	MTD Actual Receipts	YTD Actual Receipts	FYTD Balance Receivable	FYTD Percent Received
001 1111 9992 000000 000	REAL ESTATE TAX - ASHLAND	325,000.00	345,000.00	0.00	20,000.00	20,000.00-	106.15
*****TOTAL FOR FUND-SCC 001 9992 (CAPITAL/MAINTENANCE - SET-ASIDE):							
Ex Tr/Ad		325,000.00	345,000.00	0.00	20,000.00	20,000.00-	106.15
In Tr/Ad		325,000.00	345,000.00	0.00	20,000.00	20,000.00-	106.15
=====							
003 1111 0000 000000 000	PERMANENT IMPROVEMENT - R.E.	217,960.00	216,792.43	0.00	128,844.35	1,167.57	99.46
003 1122 0000 000000 000	PERMANENT IMPROVEMENT - PERSONAL PROPERTY	32,840.00	32,733.34	0.00	17,322.82	106.66	99.68
003 1190 0000 000000 000	PERMANENT IMPROVEMENT - MOBILE HOME TAX	1,100.00	961.76	0.00	411.36	138.24	87.43
003 1933 0000 000000 000	SALE OF PROPERTY	0.00	1.00	0.00	0.00	1.00-	0.00
003 3132 0000 000000 000	HOMESTEAD EXEMPTION	100.00	7,957.17	3,208.03	3,698.45	7,857.17-	0.00
003 3135 0000 000000 000	TPP FIXED RATE PAYMENT PI FUND	0.00	4,163.50	2,081.75	2,081.75	4,163.50-	0.00
*****TOTAL FOR FUND-SCC 003 0000 (PERMANENT IMPROVEMENT):							
Ex Tr/Ad		252,000.00	262,609.20	5,289.78	152,358.73	10,609.20-	104.21
In Tr/Ad		252,000.00	262,609.20	5,289.78	152,358.73	10,609.20-	104.21
=====							
006 1511 0000 000000 000	STUDENT - SALE OF BREAKFAST	9,275.00	5,647.40	705.85	3,388.55	3,627.60	60.89
006 1512 0000 000000 000	STUDENTS - SALE OF TYPE A LUNCHES	143,228.00	131,452.06	12,501.09	69,535.41	11,775.94	91.78
006 1513 0000 000000 000	STUDENTS - SALE OF ALA-CARTE	43,959.00	42,354.32	4,666.68	23,132.09	1,604.68	96.35
006 1514 0000 000000 000	STUDENTS - SALE OF MILK	1,650.00	1,710.00	190.00	895.50	60.00-	103.64
006 1523 0000 000000 000	ADULT - SALE OF ALA CARTE	8,654.00	6,260.80	655.65	3,378.75	2,393.20	72.35

*** NOTE!! ONLY ACTIVE ACCOUNTS HAVE BEEN SELECTED, TOTALS MAY EXCLUDE AMOUNTS THAT ARE RELATED TO INACTIVE ACCOUNTS. ***

Date: 06/01/16
 Time: 11:34 am

LOUDONVILLE-PERRYSVILLE EX VI
 Revenue Account Summary
 SORTED BY FUND-SCC

Account Number FND RCPT SCC SUBJ OU	Description	FYTD Receivable	FYTD Actual Receipts	MTD Actual Receipts	YTD Actual Receipts	FYTD Balance Receivable	FYTD Percent Received
006 1890 0000 000000 000	MISCELLANEOUS - LUNCHES -HEAD START-KNO-HO-CO	576.00	48.72	0.00	48.72	527.28	8.46
006 3213 0000 000000 000	STATE RECEIPTS	5,455.00	5,012.73	0.00	4,580.61	442.27	91.89
006 3219 0000 000000 000	SCHOOL BREAKFAST GRANT	173.00	146.40	146.40	146.40	26.60	84.62
006 4120 0000 000000 000	FEDERAL LUNCH REIMBURSEMENT	206,458.00	155,635.33	23,913.29	102,520.84	50,822.67	75.38
006 4139 0000 000000 000	FEDERAL BREAKFAST REIMBURSEMENT	40,354.00	28,237.98	4,697.50	19,401.54	12,116.02	69.98
006 5300 0000 000000 000	FOOD SERVICE REFND OF PRIOR YEAR EXPENDITUR	13,147.00	519.42	519.42	519.42	12,627.58	3.95
*****TOTAL FOR FUND-SCC 006 0000 (FOOD SERVICES):							
Ex Tr/Ad		472,929.00	377,025.16	47,995.88	227,547.83	95,903.84	79.72
In Tr/Ad		472,929.00	377,025.16	47,995.88	227,547.83	95,903.84	79.72
=====							
007 1890 9001 000000 000	SPECIAL TRUST - 007 YOUNG TRUST	3,000.00	3,000.00	3,000.00	3,000.00	0.00	100.00
*****TOTAL FOR FUND-SCC 007 9001 (YOUNG TRUST):							
Ex Tr/Ad		3,000.00	3,000.00	3,000.00	3,000.00	0.00	100.00
In Tr/Ad		3,000.00	3,000.00	3,000.00	3,000.00	0.00	100.00
=====							
007 1890 9002 000000 000	HUGO H. &MABLE B.YOUNG O/S CITIZEN SCHOLARSH	12,000.00	0.00	0.00	0.00	12,000.00	0.00
*****TOTAL FOR FUND-SCC 007 9002 (HUGO H. & MABEL B. YOUNG O/S CITIZEN SCHOLAR.):							
Ex Tr/Ad		12,000.00	0.00	0.00	0.00	12,000.00	0.00
In Tr/Ad		12,000.00	0.00	0.00	0.00	12,000.00	0.00
=====							
007 1890 9004 000000 000	MILESTONE BENEFITS-STUDENT SCHOLARSHIP FUND	2,000.00	2,000.00	0.00	2,000.00	0.00	100.00

*** NOTE!! ONLY ACTIVE ACCOUNTS HAVE BEEN SELECTED, TOTALS MAY EXCLUDE AMOUNTS THAT ARE RELATED TO INACTIVE ACCOUNTS. ***

Date: 06/01/16
 Time: 11:34 am

LOUDONVILLE-PERRYVILLE EX VI
 Revenue Account Summary
 SORTED BY FUND-SCC

Page: 6
 (REVSUM)

Account Number FND RCPT SCC SUBJ OU	Description	FYTD Receivable	FYTD Actual Receipts	MTD Actual Receipts	YTD Actual Receipts	FYTD Balance Receivable	FYTD Percent Received
*****TOTAL FOR FUND-SCC 007 9004 (MILESTONE BENEFITS - STUDENT SCHOLARSHIP FUND):							
Ex Tr/Ad		2,000.00	2,000.00	0.00	2,000.00	0.00	100.00
In Tr/Ad		2,000.00	2,000.00	0.00	2,000.00	0.00	100.00
=====							
007 1890 9008 000000 000	YEAGER SCHOLARSHIP - SPECIAL TRUST	1,000.00	1,000.00	0.00	1,000.00	0.00	100.00
*****TOTAL FOR FUND-SCC 007 9008 (YEAGER SCHOLARSHIP - SPECIAL TRUST):							
Ex Tr/Ad		1,000.00	1,000.00	0.00	1,000.00	0.00	100.00
In Tr/Ad		1,000.00	1,000.00	0.00	1,000.00	0.00	100.00
=====							
007 1890 9014 000000 004	FRATERNAL ORDER OF EAGLES SCHOLARSHIP	3,000.00	3,000.00	0.00	3,000.00	0.00	100.00
*****TOTAL FOR FUND-SCC 007 9014 (FRATERNAL ORDER OF EAGLES SCHOLARSHIP):							
Ex Tr/Ad		3,000.00	3,000.00	0.00	3,000.00	0.00	100.00
In Tr/Ad		3,000.00	3,000.00	0.00	3,000.00	0.00	100.00
=====							
007 1890 9015 000000 004	MEDICAL MUTUAL SCHOLARSHIP PROCEEDS	500.00	0.00	0.00	0.00	500.00	0.00
*****TOTAL FOR FUND-SCC 007 9015 (MEDICAL MUTUAL SCHOLARSHIP):							
Ex Tr/Ad		500.00	0.00	0.00	0.00	500.00	0.00
In Tr/Ad		500.00	0.00	0.00	0.00	500.00	0.00
=====							
007 1890 9813 000000 002	TEACHERS STUDY LOUNGE-BUDD	300.00	206.61	20.00	20.00	93.39	68.87
*****TOTAL FOR FUND-SCC 007 9813 (C.E. BUDD TEACHER'S LOUNGE):							
Ex Tr/Ad		300.00	206.61	20.00	20.00	93.39	68.87
In Tr/Ad		300.00	206.61	20.00	20.00	93.39	68.87
=====							
007 1890 9814 000000 004	TEACHERS STUDY LOUNGE-HIGH SCHOOL	500.00	202.12	20.04	94.38	297.88	40.42

*** NOTE!! ONLY ACTIVE ACCOUNTS HAVE BEEN SELECTED, TOTALS MAY EXCLUDE AMOUNTS THAT ARE RELATED TO INACTIVE ACCOUNTS. ***

LOUDONVILLE-PERRYSVILLE EX VI
 Revenue Account Summary
 SORTED BY FUND-SCC

Account Number FND RCPT SCC SUBJ OU	Description	FYTD Receivable	FYTD Actual Receipts	MTD Actual Receipts	YTD Actual Receipts	FYTD Balance Receivable	FYTD Percent Received
*****TOTAL FOR FUND-SCC 007 9814 (TEACHERS STUDY LOUNGE-HIGH SCHOOL):							
Ex Tr/Ad		500.00	202.12	20.04	94.38	297.88	40.42
In Tr/Ad		500.00	202.12	20.04	94.38	297.88	40.42
=====							
009 1710 0000 000000 000	SALE OF SUPPLIES	4,000.00	1,739.70	1,034.95	1,443.60	2,260.30	43.49
*****TOTAL FOR FUND-SCC 009 0000 (UNIFORM SUPPLIES):							
Ex Tr/Ad		4,000.00	1,739.70	1,034.95	1,443.60	2,260.30	43.49
In Tr/Ad		4,000.00	1,739.70	1,034.95	1,443.60	2,260.30	43.49
=====							
014 1229 9021 000000 021	MYA TUITION	938,000.00	774,329.22	132,462.72	401,063.51	163,670.78	82.55
*****TOTAL FOR FUND-SCC 014 9021 (MOHICAN YOUTH ACADEMY):							
Ex Tr/Ad		938,000.00	774,329.22	132,462.72	401,063.51	163,670.78	82.55
In Tr/Ad		938,000.00	774,329.22	132,462.72	401,063.51	163,670.78	82.55
=====							
018 1626 9801 000000 003	ADMISSIONS-PERRYSVILLE	500.00	1,909.25	92.00	428.00	1,409.25-	381.85
*****TOTAL FOR FUND-SCC 018 9801 (PUBLIC SCHOOL SUPPORT FUND-PERRYSVILLE):							
Ex Tr/Ad		500.00	1,909.25	92.00	428.00	1,409.25-	381.85
In Tr/Ad		500.00	1,909.25	92.00	428.00	1,409.25-	381.85
=====							
018 1626 9802 000000 001	ADMISSIONS-MCMULLEN	4,600.00	7,148.92	3,015.08	6,137.00	2,548.92-	155.41
*****TOTAL FOR FUND-SCC 018 9802 (PUBLIC SCHOOL SUPPORT FUND-MCMULLEN):							
Ex Tr/Ad		4,600.00	7,148.92	3,015.08	6,137.00	2,548.92-	155.41
In Tr/Ad		4,600.00	7,148.92	3,015.08	6,137.00	2,548.92-	155.41
=====							
018 1626 9803 000000 002	ADMISSIONS-BUDD	2,808.47	4,260.65	795.00	3,481.27	1,452.18-	151.71
018 1626 9803 000000 602	MOHICAN OUT-DOOR-SCHOOL - C.E.BUDD	1,946.00	0.00	0.00	0.00	1,946.00	0.00

*** NOTE!! ONLY ACTIVE ACCOUNTS HAVE BEEN SELECTED, TOTALS MAY EXCLUDE AMOUNTS THAT ARE RELATED TO INACTIVE ACCOUNTS. ***

LOUDONVILLE-PERRYSVILLE EX VI
 Revenue Account Summary
 SORTED BY FUND-SCC

Account Number FND RCPT SCC SUBJ OU	Description	FYTD Receivable	FYTD Actual Receipts	MTD Actual Receipts	YTD Actual Receipts	FYTD Balance Receivable	FYTD Percent Received
*****TOTAL FOR FUND-SCC 018 9803 (PUBLIC SCHOOL SUPPORT FUND-BUDD):							
Ex Tr/Ad		4,754.47	4,260.65	795.00	3,481.27	493.82	89.61
In Tr/Ad		4,754.47	4,260.65	795.00	3,481.27	493.82	89.61
=====							
018 1626 9804 000000 004	SALES - HIGH SCHOOL	500.00	3,409.88	83.96	1,848.62	2,909.88-	681.98
*****TOTAL FOR FUND-SCC 018 9804 (PUBLIC SCHOOL SUPPORT FUND-HIGH SCHOOL):							
Ex Tr/Ad		500.00	3,409.88	83.96	1,848.62	2,909.88-	681.98
In Tr/Ad		500.00	3,409.88	83.96	1,848.62	2,909.88-	681.98
=====							
019 1820 9203 000000 000	FIRST PRESBYTERIAN CHURCH: SCHOOL SUP DONATE	500.00	600.00	0.00	0.00	100.00-	120.00
*****TOTAL FOR FUND-SCC 019 9203 (FIRST PRESBYTERIAN CHURCH: SCHOOL SUPPLIES):							
Ex Tr/Ad		500.00	600.00	0.00	0.00	100.00-	120.00
In Tr/Ad		500.00	600.00	0.00	0.00	100.00-	120.00
=====							
019 1820 9401 000000 004	HUGO & MABEL YOUNG: IB SCHOOL FEES	2,400.00	0.00	0.00	0.00	2,400.00	0.00
*****TOTAL FOR FUND-SCC 019 9401 (HUGO & MABEL YOUNG FOUNDATION: IB SCHOOL FEES):							
Ex Tr/Ad		2,400.00	0.00	0.00	0.00	2,400.00	0.00
In Tr/Ad		2,400.00	0.00	0.00	0.00	2,400.00	0.00
=====							
019 1820 9506 000000 000	ARCHERY GRANT	3,000.00	2,500.00	0.00	0.00	500.00	83.33
*****TOTAL FOR FUND-SCC 019 9506 (ARCHERY GRANT: FISHER):							
Ex Tr/Ad		3,000.00	2,500.00	0.00	0.00	500.00	83.33
In Tr/Ad		3,000.00	2,500.00	0.00	0.00	500.00	83.33
=====							
019 1820 9508 000000 000	MOHICAN AREA COMM FUND: EXTRA CURRICULARS	1,500.00	3,000.00	0.00	1,500.00	1,500.00-	200.00

*** NOTE!! ONLY ACTIVE ACCOUNTS HAVE BEEN SELECTED, TOTALS MAY EXCLUDE AMOUNTS THAT ARE RELATED TO INACTIVE ACCOUNTS. ***

Date: 06/01/16
 Time: 11:34 am

LOUDONVILLE-PERRYSVILLE EX VI
 Revenue Account Summary
 SORTED BY FUND-SCC

Page: 9
 (REVSUM)

Account Number FND RCPT SCC SUBJ OU	Description	FYTD Receivable	FYTD Actual Receipts	MTD Actual Receipts	YTD Actual Receipts	FYTD Balance Receivable	FYTD Percent Received
*****TOTAL FOR FUND-SCC 019 9508 (MOHICAN AREA COMMUNITY FUND: EXTRA CURRICULAR):							
Ex Tr/Ad		1,500.00	3,000.00	0.00	1,500.00	1,500.00-	200.00
In Tr/Ad		1,500.00	3,000.00	0.00	1,500.00	1,500.00-	200.00
=====							
019 1820 9601 000000 002	ACCF GRANT: LITTLE BITS	2,500.00	2,500.00	0.00	0.00	0.00	100.00
*****TOTAL FOR FUND-SCC 019 9601 (ACCF GRANT: STONER, C.E. BUDD):							
Ex Tr/Ad		2,500.00	2,500.00	0.00	0.00	0.00	100.00
In Tr/Ad		2,500.00	2,500.00	0.00	0.00	0.00	100.00
=====							
019 1820 9602 000000 004	ACCF GRANT: ASHBY LHS	2,015.00	2,015.00	0.00	0.00	0.00	100.00
*****TOTAL FOR FUND-SCC 019 9602 (ACCF GRANT: ASHBY LHS):							
Ex Tr/Ad		2,015.00	2,015.00	0.00	0.00	0.00	100.00
In Tr/Ad		2,015.00	2,015.00	0.00	0.00	0.00	100.00
=====							
019 1820 9603 000000 004	BELIEVE IN OHIO: YOUNGEN	2,200.00	3,500.00	2,700.00	2,700.00	1,300.00-	159.09
*****TOTAL FOR FUND-SCC 019 9603 (BELIEVE IN OHIO: YOUNGEN):							
Ex Tr/Ad		2,200.00	3,500.00	2,700.00	2,700.00	1,300.00-	159.09
In Tr/Ad		2,200.00	3,500.00	2,700.00	2,700.00	1,300.00-	159.09
=====							
019 1820 9604 000000 002	FIRST ENERGY GRANT: GRIBBLE	1,000.00	1,000.00	0.00	0.00	0.00	100.00
*****TOTAL FOR FUND-SCC 019 9604 (FIRST ENERGY GRANT: GRIBBLE):							
Ex Tr/Ad		1,000.00	1,000.00	0.00	0.00	0.00	100.00
In Tr/Ad		1,000.00	1,000.00	0.00	0.00	0.00	100.00
=====							
019 1820 9605 000000 004	KNIGHTS OF COLUMBUS: COATS FOR KIDS LHS	500.00	500.00	0.00	0.00	0.00	100.00

*** NOTE!! ONLY ACTIVE ACCOUNTS HAVE BEEN SELECTED, TOTALS MAY EXCLUDE AMOUNTS THAT ARE RELATED TO INACTIVE ACCOUNTS. ***

LOUDONVILLE-PERRYSVILLE EX VI
 Revenue Account Summary
 SORTED BY FUND-SCC

Account Number FND RCPT SCC SUBJ OU	Description	FYTD Receivable	FYTD Actual Receipts	MTD Actual Receipts	YTD Actual Receipts	FYTD Balance Receivable	FYTD Percent Received
*****TOTAL FOR FUND-SCC 019 9605 (KNIGHTS OF COLUMBUS: COATS FOR KIDS LHS):							
Ex Tr/Ad		500.00	500.00	0.00	0.00	0.00	100.00
In Tr/Ad		500.00	500.00	0.00	0.00	0.00	100.00
=====							
019 1820 9606 000000 000	YOUNG FOUNDATION: STEM PROGRAM	22,991.00	22,991.00	22,991.00	22,991.00	0.00	100.00
*****TOTAL FOR FUND-SCC 019 9606 (YOUNG FOUNDATION: STEM PROGRAM):							
Ex Tr/Ad		22,991.00	22,991.00	22,991.00	22,991.00	0.00	100.00
In Tr/Ad		22,991.00	22,991.00	22,991.00	22,991.00	0.00	100.00
=====							
019 1820 9702 000000 000	L-P FOUNDATION	0.00	8,681.00	0.00	0.00	8,681.00-	0.00
*****TOTAL FOR FUND-SCC 019 9702 (L-P ENDOWMENT FUND):							
Ex Tr/Ad		0.00	8,681.00	0.00	0.00	8,681.00-	0.00
In Tr/Ad		0.00	8,681.00	0.00	0.00	8,681.00-	0.00
=====							
022 1625 9501 000000 890	OHSAA SOCCER TOURNAMENT REVENUE	1,358.00	1,358.00	0.00	0.00	0.00	100.00
*****TOTAL FOR FUND-SCC 022 9501 (OHSAA TOURNAMENT GAME):							
Ex Tr/Ad		1,358.00	1,358.00	0.00	0.00	0.00	100.00
In Tr/Ad		1,358.00	1,358.00	0.00	0.00	0.00	100.00
=====							
024 1872 0000 000000 000	EMPLOYEE HEALTH BENEFITS - SELF INSURANCE	2,300,000.00	1,937,470.30	187,433.02	938,417.97	362,529.70	84.24
*****TOTAL FOR FUND-SCC 024 0000 (EMPLOYEE HEALTH BENEFITS - SELF-INSURANCE):							
Ex Tr/Ad		2,300,000.00	1,937,470.30	187,433.02	938,417.97	362,529.70	84.24
In Tr/Ad		2,300,000.00	1,937,470.30	187,433.02	938,417.97	362,529.70	84.24
=====							
200 1632 921A 000000 004	FOREIGN LANGUAGE - DUES / FEES	100.00	0.00	0.00	0.00	100.00	0.00

Date: 06/01/16
 Time: 11:34 am

LOUDONVILLE-PERRYSVILLE EX VI
 Revenue Account Summary
 SORTED BY FUND-SCC

Page: 11
 (REVSUM)

Account Number FND RCPT SCC SUBJ OU	Description	FYTD Receivable	FYTD Actual Receipts	MTD Actual Receipts	YTD Actual Receipts	FYTD Balance Receivable	FYTD Percent Received
*****TOTAL FOR FUND-SCC 200 921A (FOREIGN LANGUAGE CLUB):							
Ex Tr/Ad		100.00	0.00	0.00	0.00	100.00	0.00
In Tr/Ad		100.00	0.00	0.00	0.00	100.00	0.00
=====							
200 1623 933A 000000 004	F.F.A. - SALES	33,230.00	8,444.15	88.50	1,878.50	24,785.85	25.41
200 1633 933A 000000 004	F.F.A. - DUES AND FEES	1,000.00	2,075.50	1,765.50	1,825.50	1,075.50-	207.55
*****TOTAL FOR FUND-SCC 200 933A (F.F.A.):							
Ex Tr/Ad		34,230.00	10,519.65	1,854.00	3,704.00	23,710.35	30.73
In Tr/Ad		34,230.00	10,519.65	1,854.00	3,704.00	23,710.35	30.73
=====							
200 1625 943A 000000 004	DANCE TEAM - SALES	400.00	470.00	0.00	200.00	70.00-	117.50
*****TOTAL FOR FUND-SCC 200 943A (DANCE TEAM):							
Ex Tr/Ad		400.00	470.00	0.00	200.00	70.00-	117.50
In Tr/Ad		400.00	470.00	0.00	200.00	70.00-	117.50
=====							
200 1616 961A 000000 004	STUDENT COUNCIL - ADMISSIONS	450.00	0.00	0.00	0.00	450.00	0.00
200 1626 961A 000000 004	STUDENT COUNCIL - SALES	0.00	1,300.15	0.00	380.00	1,300.15-	0.00
*****TOTAL FOR FUND-SCC 200 961A (STUDENT COUNCIL):							
Ex Tr/Ad		450.00	1,300.15	0.00	380.00	850.15-	288.92
In Tr/Ad		450.00	1,300.15	0.00	380.00	850.15-	288.92
=====							
200 1626 961B 000000 003	P.V. JR. HIGH STUDENT COUNCIL - SALES	1,000.00	722.00	316.00	316.00	278.00	72.20
*****TOTAL FOR FUND-SCC 200 961B (JR. HIGH STUDENT COUNCIL-PERRYSVILLE):							
Ex Tr/Ad		1,000.00	722.00	316.00	316.00	278.00	72.20
In Tr/Ad		1,000.00	722.00	316.00	316.00	278.00	72.20
=====							

*** NOTE!! ONLY ACTIVE ACCOUNTS HAVE BEEN SELECTED, TOTALS MAY EXCLUDE AMOUNTS THAT ARE RELATED TO INACTIVE ACCOUNTS. ***

Date: 06/01/16
 Time: 11:34 am

LOUDONVILLE-PERRYSVILLE EX VI
 Revenue Account Summary
 SORTED BY FUND-SCC

Account Number FND RCPT SCC SUBJ OU	Description	FYTD Receivable	FYTD Actual Receipts	MTD Actual Receipts	YTD Actual Receipts	FYTD Balance Receivable	FYTD Percent Received
200 1626 962A 000000 004	ACADEMIC CHALLENGE - SALES	400.00	400.00	0.00	0.00	0.00	100.00
*****TOTAL FOR FUND-SCC 200 962A (ACADEMIC CHALLENGE):							
Ex Tr/Ad		400.00	400.00	0.00	0.00	0.00	100.00
In Tr/Ad		400.00	400.00	0.00	0.00	0.00	100.00
=====							
200 1626 965A 000000 004	T.I. (TEEN INSTITUTE) - SALES	100.00	76.00	28.00	76.00	24.00	76.00
*****TOTAL FOR FUND-SCC 200 965A (T.I.):							
Ex Tr/Ad		100.00	76.00	28.00	76.00	24.00	76.00
In Tr/Ad		100.00	76.00	28.00	76.00	24.00	76.00
=====							
200 1626 966A 000000 004	COUNCIL FOR EXCEPTIONAL CHILDREN-C.E.C.CLUB	900.00	4,115.00	0.00	200.00-	3,215.00-	457.22
*****TOTAL FOR FUND-SCC 200 966A (COUNCIL FOR EXCEPTIONAL CHILDREN-C.E.C. CLUB):							
Ex Tr/Ad		900.00	4,115.00	0.00	200.00-	3,215.00-	457.22
In Tr/Ad		900.00	4,115.00	0.00	200.00-	3,215.00-	457.22
=====							
200 1636 967K 000000 004	CLASS OF 2016: DUES & FEES	1,980.00	1,247.00	232.00	1,149.00	733.00	62.98
*****TOTAL FOR FUND-SCC 200 967K (CLASS OF 2016):							
Ex Tr/Ad		1,980.00	1,247.00	232.00	1,149.00	733.00	62.98
In Tr/Ad		1,980.00	1,247.00	232.00	1,149.00	733.00	62.98
=====							
200 1636 967L 000000 004	CLASS OF 2017: DUES & FEES	350.00	343.00	105.00	224.00	7.00	98.00
*****TOTAL FOR FUND-SCC 200 967L (CLASS OF 2017):							
Ex Tr/Ad		350.00	343.00	105.00	224.00	7.00	98.00
In Tr/Ad		350.00	343.00	105.00	224.00	7.00	98.00
=====							
200 1636 967M 000000 004	CLASS OF 2018: DUES & FEES	0.00	350.00	77.00	196.00	350.00-	0.00

*** NOTE!! ONLY ACTIVE ACCOUNTS HAVE BEEN SELECTED, TOTALS MAY EXCLUDE AMOUNTS THAT ARE RELATED TO INACTIVE ACCOUNTS. ***

LOUDONVILLE-PERRYSVILLE EX VI
 Revenue Account Summary
 SORTED BY FUND-SCC

Account Number FND RCPT SCC SUBJ OU	Description	FYTD Receivable	FYTD Actual Receipts	MTD Actual Receipts	YTD Actual Receipts	FYTD Balance Receivable	FYTD Percent Received
*****TOTAL FOR FUND-SCC 200 967M (CLASS OF 2018):							
Ex Tr/Ad		0.00	350.00	77.00	196.00	350.00-	0.00
In Tr/Ad		0.00	350.00	77.00	196.00	350.00-	0.00
=====							
200 1636 967N 000000 004	CLASS OF 2019: DUES & FEES	658.00	252.00	28.00	133.00	406.00	38.30
*****TOTAL FOR FUND-SCC 200 967N (CLASS OF 2019):							
Ex Tr/Ad		658.00	252.00	28.00	133.00	406.00	38.30
In Tr/Ad		658.00	252.00	28.00	133.00	406.00	38.30
=====							
200 1621 969A 000000 004	REDBIRD - SALES	100.00	233.00	13.00	233.00	133.00-	233.00
*****TOTAL FOR FUND-SCC 200 969A (REDBIRD):							
Ex Tr/Ad		100.00	233.00	13.00	233.00	133.00-	233.00
In Tr/Ad		100.00	233.00	13.00	233.00	133.00-	233.00
=====							
200 1627 971A 000000 004	HONOR SOCIETY - SALES	1,300.00	1,625.00	0.00	0.00	325.00-	125.00
*****TOTAL FOR FUND-SCC 200 971A (HONOR SOCIETY):							
Ex Tr/Ad		1,300.00	1,625.00	0.00	0.00	325.00-	125.00
In Tr/Ad		1,300.00	1,625.00	0.00	0.00	325.00-	125.00
=====							
200 1627 973A 000000 004	LEO CLUB - SALES	500.00	1,799.98	0.00	0.00	1,299.98-	360.00
*****TOTAL FOR FUND-SCC 200 973A (LEO CLUB):							
Ex Tr/Ad		500.00	1,799.98	0.00	0.00	1,299.98-	360.00
In Tr/Ad		500.00	1,799.98	0.00	0.00	1,299.98-	360.00
=====							
200 1623 975A 000000 004	JOB SKILLS GROUP: REVENUE	850.00	726.06	0.00	447.11	123.94	85.42

*** NOTE!! ONLY ACTIVE ACCOUNTS HAVE BEEN SELECTED, TOTALS MAY EXCLUDE AMOUNTS THAT ARE RELATED TO INACTIVE ACCOUNTS. ***

Account Number FND RCPT SCC SUBJ OU	Description	FYTD Receivable	FYTD Actual Receipts	MTD Actual Receipts	YTD Actual Receipts	FYTD Balance Receivable	FYTD Percent Received
*****TOTAL FOR FUND-SCC 200 975A (JOB SKILLS GROUP LHS):							
Ex Tr/Ad		850.00	726.06	0.00	447.11	123.94	85.42
In Tr/Ad		850.00	726.06	0.00	447.11	123.94	85.42
=====							
200 1616 976A 000000 004	PROM FUND: TICKET SALES	1,000.00	2,552.45	1,950.00	2,117.00	1,552.45-	255.25
200 1626 976A 000000 004	PROM FUND: SALES (FUNDRAISERS)	2,000.00	0.00	0.00	0.00	2,000.00	0.00
*****TOTAL FOR FUND-SCC 200 976A (LHS PROM FUND):							
Ex Tr/Ad		3,000.00	2,552.45	1,950.00	2,117.00	447.55	85.08
In Tr/Ad		3,000.00	2,552.45	1,950.00	2,117.00	447.55	85.08
=====							
200 1626 977A 000000 004	ROBOTICS TEAM: SALES (FUNDRAISERS)	1,000.00	0.00	0.00	0.00	1,000.00	0.00
200 1690 977A 000000 004	ROBOTICS TEAM: DONATIONS & OTHER	4,000.00	4,170.98	1,165.00	4,170.98	170.98-	104.27
*****TOTAL FOR FUND-SCC 200 977A (LHS ROBOTICS TEAM FUND):							
Ex Tr/Ad		5,000.00	4,170.98	1,165.00	4,170.98	829.02	83.42
In Tr/Ad		5,000.00	4,170.98	1,165.00	4,170.98	829.02	83.42
=====							
300 1621 913A 000000 004	DRAMA CLUB - SALES	600.00	2,050.00	0.00	0.00	1,450.00-	341.67
*****TOTAL FOR FUND-SCC 300 913A (DRAMA CLUB):							
Ex Tr/Ad		600.00	2,050.00	0.00	0.00	1,450.00-	341.67
In Tr/Ad		600.00	2,050.00	0.00	0.00	1,450.00-	341.67
=====							
300 1624 940A 000000 746	BAND - HIGH SCHOOL	300.00	1,110.00	1,000.00-	1,000.00	810.00-	370.00
300 1624 940A 000000 748	VOCAL-HS	1,500.00	0.00	0.00	0.00	1,500.00	0.00
300 1624 940A 000000 749	VOCAL/BAND - LHS MUSICAL	8,000.00	4,556.00	0.00	4,556.00	3,444.00	56.95

*** NOTE!! ONLY ACTIVE ACCOUNTS HAVE BEEN SELECTED, TOTALS MAY EXCLUDE AMOUNTS THAT ARE RELATED TO INACTIVE ACCOUNTS. ***

LOUDONVILLE-PERRYSVILLE EX VI
 Revenue Account Summary
 SORTED BY FUND-SCC

Account Number FND RCPT SCC SUBJ OU	Description	FYTD Receivable	FYTD Actual Receipts	MTD Actual Receipts	YTD Actual Receipts	FYTD Balance Receivable	FYTD Percent Received
*****TOTAL FOR FUND-SCC 300 940A (MUSIC DEPARTMENT):							
Ex Tr/Ad		9,800.00	5,666.00	1,000.00-	5,556.00	4,134.00	57.82
In Tr/Ad		9,800.00	5,666.00	1,000.00-	5,556.00	4,134.00	57.82
=====							
300 1625 950A 000000 800	ATHLETIC DEPARTMENT - DONATIONS	25,000.00	6,897.00	0.00	0.00	18,103.00	27.59
300 1625 950A 000000 811	ADMISSIONS-BOYS BASEBALL	500.00	1,240.00	0.00	1,240.00	740.00-	248.00
300 1625 950A 000000 812	ADMISSIONS-BOYS BASKETBALL	18,000.00	21,342.00	450.00	11,453.00	3,342.00-	118.57
300 1625 950A 000000 816	FOOTBALL - HS	30,000.00	26,298.00	420.00	630.00	3,702.00	87.66
300 1625 950A 000000 827	ADMISSIONS-TRACK	7,000.00	8,382.10	665.10	8,082.10	1,382.10-	119.74
300 1625 950A 000000 828	ADMISSIONS-WRESTLING	17,000.00	16,808.08	916.50	15,348.25	191.92	98.87
300 1625 950A 000000 832	ADMISSIONS-GIRLS BASKETBALL	10,000.00	11,351.00	340.00	5,637.00	1,351.00-	113.51
300 1625 950A 000000 834	ADMISSIONS-SOFTBALL	100.00	0.00	0.00	0.00	100.00	0.00
300 1625 950A 000000 835	ATHLETIC - VOLLEYBALL - HS	5,500.00	3,382.00	0.00	0.00	2,118.00	61.49
300 1625 950A 000000 855	CHEERLEADING - H/S	3,150.00	5,113.00	1,320.00	1,270.00	1,963.00-	162.32
300 1625 950A 000000 890	ATHLETIC: SOCCER - ADMISSIONS	6,000.00	6,863.00	0.00	0.00	863.00-	114.38
*****TOTAL FOR FUND-SCC 300 950A (ATHLETIC FUND - HIGH SCHOOL):							
Ex Tr/Ad		122,250.00	107,676.18	4,111.60	43,660.35	14,573.82	88.08
In Tr/Ad		122,250.00	107,676.18	4,111.60	43,660.35	14,573.82	88.08
=====							
300 1625 950B 000000 003	ATHLETIC FUND - PERRYSVILLE JUNIOR HIGH	12,000.00	14,892.00	690.00	7,758.00	2,892.00-	124.10

*** NOTE!! ONLY ACTIVE ACCOUNTS HAVE BEEN SELECTED, TOTALS MAY EXCLUDE AMOUNTS THAT ARE RELATED TO INACTIVE ACCOUNTS. ***

LOUDONVILLE-PERRYSVILLE EX VI
 Revenue Account Summary
 SORTED BY FUND-SCC

Account Number FND RCPT SCC SUBJ OU	Description	FYTD Receivable	FYTD Actual Receipts	MTD Actual Receipts	YTD Actual Receipts	FYTD Balance Receivable	FYTD Percent Received
*****TOTAL FOR FUND-SCC 300 950B (ATHLETIC FUND - PERRYSVILLE JUNIOR HIGH):							
Ex Tr/Ad		12,000.00	14,892.00	690.00	7,758.00	2,892.00-	124.10
In Tr/Ad		12,000.00	14,892.00	690.00	7,758.00	2,892.00-	124.10
=====							
300 1626 968A 000000 004	YEARBOOK	10,800.00	2,132.00	275.00	770.00	8,668.00	19.74
*****TOTAL FOR FUND-SCC 300 968A (YEARBOOK FUND HIGH SCHOOL):							
Ex Tr/Ad		10,800.00	2,132.00	275.00	770.00	8,668.00	19.74
In Tr/Ad		10,800.00	2,132.00	275.00	770.00	8,668.00	19.74
=====							
451 3219 9116 000000 000	ONenet PUBLIC COMMUNICATIONS SUBSIDY	5,400.00	7,200.00	0.00	3,600.00	1,800.00-	133.33
*****TOTAL FOR FUND-SCC 451 9116 (ONENET PUBLIC COMMUNICATIONS SUBSIDY - FY16):							
Ex Tr/Ad		5,400.00	7,200.00	0.00	3,600.00	1,800.00-	133.33
In Tr/Ad		5,400.00	7,200.00	0.00	3,600.00	1,800.00-	133.33
=====							
461 3110 9116 000000 000	HIGH SCHOOLS THAT WORK GRANT	6,000.00	4,189.05	0.00	1,331.52	1,810.95	69.82
*****TOTAL FOR FUND-SCC 461 9116 (HSTW GRANT FY2016):							
Ex Tr/Ad		6,000.00	4,189.05	0.00	1,331.52	1,810.95	69.82
In Tr/Ad		6,000.00	4,189.05	0.00	1,331.52	1,810.95	69.82
=====							
516 4220 9115 000000 000	IDEA-B: SPECIAL EDUCATION	36,000.00	32,599.40	0.00	0.00	3,400.60	90.55
*****TOTAL FOR FUND-SCC 516 9115 (IDEA-B SPECIAL EDUCATION FY2015):							
Ex Tr/Ad		36,000.00	32,599.40	0.00	0.00	3,400.60	90.55
In Tr/Ad		36,000.00	32,599.40	0.00	0.00	3,400.60	90.55
=====							
516 4220 9116 000000 000	IDEA-B: SPECIAL EDUCATION	240,829.67	167,716.97	26,716.71	101,653.76	73,112.70	69.64

*** NOTE!! ONLY ACTIVE ACCOUNTS HAVE BEEN SELECTED, TOTALS MAY EXCLUDE AMOUNTS THAT ARE RELATED TO INACTIVE ACCOUNTS. ***

Date: 06/01/16
 Time: 11:34 am

LOUDONVILLE-PERRYSVILLE EX VI
 Revenue Account Summary
 SORTED BY FUND-SCC

Page: 17
 (REVSUM)

Account Number FND RCPT SCC SUBJ OU	Description	FYTD Receivable	FYTD Actual Receipts	MTD Actual Receipts	YTD Actual Receipts	FYTD Balance Receivable	FYTD Percent Received
*****TOTAL FOR FUND-SCC 516 9116 (IDEA-B SPECIAL EDUCATION FY2016):							
Ex Tr/Ad		240,829.67	167,716.97	26,716.71	101,653.76	73,112.70	69.64
In Tr/Ad		240,829.67	167,716.97	26,716.71	101,653.76	73,112.70	69.64
=====							
536 4220 9115 000000 000	TITLE I SCHOOL IMPROVEMENT GRANT	2,011.04	2,011.04	0.00	0.00	0.00	100.00
*****TOTAL FOR FUND-SCC 536 9115 (TITLE I SCHOOL IMPROVEMENT GRANT FY15):							
Ex Tr/Ad		2,011.04	2,011.04	0.00	0.00	0.00	100.00
In Tr/Ad		2,011.04	2,011.04	0.00	0.00	0.00	100.00
=====							
536 4220 9116 000000 000	TITLE I SCHOOL IMPROVEMENT GRANT	15,862.17	8,038.83	1,876.38	8,038.83	7,823.34	50.68
*****TOTAL FOR FUND-SCC 536 9116 (TITLE I SCHOOL IMPROVEMENT GRANT FY16):							
Ex Tr/Ad		15,862.17	8,038.83	1,876.38	8,038.83	7,823.34	50.68
In Tr/Ad		15,862.17	8,038.83	1,876.38	8,038.83	7,823.34	50.68
=====							
572 4220 9115 000000 000	TITLE I	48,000.00	38,317.40	0.00	0.00	9,682.60	79.83
*****TOTAL FOR FUND-SCC 572 9115 (TITLE I: FY15):							
Ex Tr/Ad		48,000.00	38,317.40	0.00	0.00	9,682.60	79.83
In Tr/Ad		48,000.00	38,317.40	0.00	0.00	9,682.60	79.83
=====							
572 4220 9116 000000 000	TITLE I	409,847.63	260,482.17	43,076.99	166,740.39	149,365.46	63.56
*****TOTAL FOR FUND-SCC 572 9116 (TITLE I: FY16):							
Ex Tr/Ad		409,847.63	260,482.17	43,076.99	166,740.39	149,365.46	63.56
In Tr/Ad		409,847.63	260,482.17	43,076.99	166,740.39	149,365.46	63.56
=====							
572 4220 9215 000000 021	TITLE I-D MYA	6,949.95	6,949.95	0.00	0.00	0.00	100.00

*** NOTE!! ONLY ACTIVE ACCOUNTS HAVE BEEN SELECTED, TOTALS MAY EXCLUDE AMOUNTS THAT ARE RELATED TO INACTIVE ACCOUNTS. ***

LOUDONVILLE-PERRYVILLE EX VI
 Revenue Account Summary
 SORTED BY FUND-SCC

Account Number FND RCPT SCC SUBJ OU	Description	FYTD Receivable	FYTD Actual Receipts	MTD Actual Receipts	YTD Actual Receipts	FYTD Balance Receivable	FYTD Percent Received
*****TOTAL FOR FUND-SCC 572 9215 (TITLE I - D MYA):							
Ex Tr/Ad		6,949.95	6,949.95	0.00	0.00	0.00	100.00
In Tr/Ad		6,949.95	6,949.95	0.00	0.00	0.00	100.00
=====							
572 4220 9216 000000 021	TITLE I-D MYA	107,627.12	59,072.60	8,702.55	38,184.95	48,554.52	54.89
*****TOTAL FOR FUND-SCC 572 9216 (TITLE I - D MYA FY16):							
Ex Tr/Ad		107,627.12	59,072.60	8,702.55	38,184.95	48,554.52	54.89
In Tr/Ad		107,627.12	59,072.60	8,702.55	38,184.95	48,554.52	54.89
=====							
590 4220 9115 000000 000	TITLE II-A: IMPROV. TEACHING QUALITY	7,000.00	6,377.15	0.00	0.00	622.85	91.10
*****TOTAL FOR FUND-SCC 590 9115 (TITLE II-A: IMPROVING TEACH. QUALITY - FY15):							
Ex Tr/Ad		7,000.00	6,377.15	0.00	0.00	622.85	91.10
In Tr/Ad		7,000.00	6,377.15	0.00	0.00	622.85	91.10
=====							
590 4220 9116 000000 000	TITLE II-A: IMPROV. TEACHING QUALITY	43,044.85	32,522.84	5,160.19	19,669.69	10,522.01	75.56
*****TOTAL FOR FUND-SCC 590 9116 (TITLE II-A: IMPROVING TEACH. QUALITY - FY16):							
Ex Tr/Ad		43,044.85	32,522.84	5,160.19	19,669.69	10,522.01	75.56
In Tr/Ad		43,044.85	32,522.84	5,160.19	19,669.69	10,522.01	75.56
=====							
599 4220 9115 000000 000	TITLE VI-B RURAL & LOW INCOME	0.00	1,133.12-	0.00	0.00	1,133.12	0.00
*****TOTAL FOR FUND-SCC 599 9115 (TITLE VI-B RURAL & LOW INCOME FY15):							
Ex Tr/Ad		0.00	1,133.12-	0.00	0.00	1,133.12	0.00
In Tr/Ad		0.00	1,133.12-	0.00	0.00	1,133.12	0.00
=====							
599 4220 9116 000000 000	TITLE VI-B RURAL & LOW INCOME	30,999.31	4,971.20	981.26	3,140.95	26,028.11	16.04

*** NOTE!! ONLY ACTIVE ACCOUNTS HAVE BEEN SELECTED, TOTALS MAY EXCLUDE AMOUNTS THAT ARE RELATED TO INACTIVE ACCOUNTS. ***

Date: 06/01/16
Time: 11:34 am

LOUDONVILLE-PERRYSVILLE EX VI
Revenue Account Summary
SORTED BY FUND-SCC

Page: 19
(REVSUM)

Account Number	Description	FYTD	FYTD	MTD	YTD	FYTD	FYTD
FND RCPT SCC SUBJ OU		Receivable	Actual	Actual	Actual	Balance	Percent
			Receipts	Receipts	Receipts	Receivable	Received
*****TOTAL FOR FUND-SCC 599 9116 (TITLE VI-B RURAL & LOW INCOME FY16):							
Ex Tr/Ad		30,999.31	4,971.20	981.26	3,140.95	26,028.11	16.04
In Tr/Ad		30,999.31	4,971.20	981.26	3,140.95	26,028.11	16.04
=====							
*****GRAND TOTALS:							
Ex Tr/Ad		18,703,883.21	17,202,930.96	1,313,212.03	8,753,865.94	1,500,952.25	91.98
In Tr/Ad		18,778,452.67	17,277,500.42	1,313,212.03	8,753,865.94	1,500,952.25	92.01
=====							

*** NOTE!! ONLY ACTIVE ACCOUNTS HAVE BEEN SELECTED, TOTALS MAY EXCLUDE AMOUNTS THAT ARE RELATED TO INACTIVE ACCOUNTS. ***

Date: 06/01/2016
Time: 11:35 am

LOUDONVILLE-PERRYSVILLE EX VI
SORT BY CHECK NUMBER
CHECK DATES BETWEEN 05/01/2016 AND 05/31/2016
WARRANT, REFUND, MEMO CHECKS

Page: 1
(CHEKPY)

CHECK	TYPE	DATE	VENDOR	VENDOR	STATUS/DATE	BANK CODE	CHECK AMOUNT
084849	W	03/16/2016	STANDARD PLUMBING & HEATING	001740	VOID: 05/12/2016		1,277.72
085156	W	05/04/2016	BRANDON GRIMES	000050	RECONCILED:05/31/2016		30.00
085157	W	05/04/2016	CHRIS PERETTI	000073	RECONCILED:05/31/2016		102.43
085158	W	05/04/2016	LISA SIMMERS	000173			40.00
085159	W	05/04/2016	BEVERLY BILGER	000181	RECONCILED:05/31/2016		92.05
085160	W	05/04/2016	AIR SOLUTIONS OF OHIO	000237	RECONCILED:05/31/2016		268.00
085161	W	05/04/2016	CAMP NUHOP INC	000437	RECONCILED:05/31/2016		200.00
085162	W	05/04/2016	CLEVELAND MUSEUM OF NATURAL HISTORY	000451	RECONCILED:05/31/2016		511.00
085163	W	05/04/2016	DEMCO INC	000501	RECONCILED:05/31/2016		318.39
085164	W	05/04/2016	EMBASSY SUITES	000612	RECONCILED:05/31/2016		624.08
085165	W	05/04/2016	FELTY-HEINLEN ARCHITECTS AND PLANNERS INC	000722	RECONCILED:05/31/2016		731.25
085166	W	05/04/2016	FOUR SEASONS FLOWERS & GIFTS	000745	RECONCILED:05/31/2016		50.00
085167	W	05/04/2016	GOVCONNECTION	000817	RECONCILED:05/31/2016		10,435.50
085168	W	05/04/2016	GLOBAL INDUSTRIAL	000819	RECONCILED:05/31/2016		300.90
085169	W	05/04/2016	JONES RENTAL INC	001049	RECONCILED:05/31/2016		267.76
085170	W	05/04/2016	LOWES COMPANIES INC	001269	RECONCILED:05/31/2016		134.14
085171	W	05/04/2016	MVD SPORTS & SPECIALTIES	001364	RECONCILED:05/31/2016		5,056.47
085172	W	05/04/2016	DANDI A. MACKALL	001371	RECONCILED:05/31/2016		2,400.00
085173	W	05/04/2016	OHIO EDISON COMPANY	001411	RECONCILED:05/31/2016		428.15
085174	W	05/04/2016	OHIO FFA ASSOCIATION	001467	RECONCILED:05/31/2016		70.00
085175	W	05/04/2016	PLUMBMASTER PROFESSIONAL GROUP	001568	RECONCILED:05/31/2016		143.88
085176	W	05/04/2016	RABY HARDWARE	001600	RECONCILED:05/31/2016		94.27
085177	W	05/04/2016	RACHEL WIXEY & ASSOCIATES	001673	RECONCILED:05/31/2016		6,337.98
085178	W	05/04/2016	TIME WARNER CABLE ATTN: HOWARD CLENDENIN	001857	RECONCILED:05/31/2016		109.99
085179	W	05/04/2016	US BANK OFFICE EQUIPMENT FINANCE SERV	001912	RECONCILED:05/31/2016		954.00
085180	W	05/04/2016	THE WINNER'S EDGE BRUCE BOGUSKI	002041	RECONCILED:05/31/2016		700.00
085181	W	05/04/2016	WOOSTER RECREATION DEPT CITY OF WOOSTER	002081	RECONCILED:05/31/2016		225.00
085182	W	05/04/2016	ROBERT BRUHN JR	003013	RECONCILED:05/31/2016		47.50
085183	W	05/04/2016	JEFFREY ISENHART	003070	RECONCILED:05/31/2016		50.00
085184	W	05/04/2016	ARON ISENHART	003072			47.50
085185	W	05/04/2016	THOMAS BRANNAN III	003177	RECONCILED:05/31/2016		150.00
085186	W	05/04/2016	DIRK DEVITO	003190	RECONCILED:05/31/2016		47.50
085187	W	05/04/2016	WAYNE KOSTOHRYZ	003194	RECONCILED:05/31/2016		100.00
085188	W	05/04/2016	ARTHUR VARGA	003199	RECONCILED:05/31/2016		50.00
085189	W	05/04/2016	JEFF MEYERS	003532	RECONCILED:05/31/2016		47.50
085190	W	05/04/2016	RICHARD CANTZLER	003777	RECONCILED:05/31/2016		47.50
085191	W	05/04/2016	JAMES ARTZ	003780	RECONCILED:05/31/2016		50.00
085192	W	05/04/2016	LISA REIHELD	004028	RECONCILED:05/31/2016		307.80
085193	W	05/04/2016	TYLER BATES	005041	RECONCILED:05/31/2016		83.70
085194	W	05/04/2016	CRYSTAL ASHBY	005043	RECONCILED:05/31/2016		83.16
085195	W	05/04/2016	BEV WOLFORD	005051	RECONCILED:05/31/2016		27.00
085196	W	05/04/2016	AMAZON.COM	010255	RECONCILED:05/31/2016		1,470.33
085197	W	05/04/2016	ADVANCE AUTO PARTS	010282	RECONCILED:05/31/2016		47.66
085198	W	05/04/2016	MATHESON TRI-GAS INC	013009	RECONCILED:05/31/2016		63.45
085199	W	05/04/2016	STAKE'S SHORT STOP	017043	RECONCILED:05/31/2016		894.82

Date: 06/01/2016
Time: 11:35 am

LOUDONVILLE-PERRYSVILLE EX VI
SORT BY CHECK NUMBER
CHECK DATES BETWEEN 05/01/2016 AND 05/31/2016
WARRANT, REFUND, MEMO CHECKS

Page: 2
(CHEKPY)

CHECK	TYPE	DATE	VENDOR	VENDOR	STATUS/DATE	BANK CODE	CHECK AMOUNT
085200	W	05/04/2016	SPAGHETTI WAREHOUSE	017105	RECONCILED:05/31/2016		544.00
085201	W	05/11/2016	CHRIS PERETTI	000073	RECONCILED:05/31/2016		881.30
085202	W	05/11/2016	JOHN LANCE	000144	RECONCILED:05/31/2016		91.80
085203	W	05/11/2016	ADVANCE EDUCATION INC	000218	RECONCILED:05/31/2016		825.00
085204	W	05/11/2016	TOWN & COUNTRY CO-OP, INC.	000239	RECONCILED:05/31/2016		119.73
085205	W	05/11/2016	CDI COMPUTERS CORP	000416	RECONCILED:05/31/2016		1,804.00
085206	W	05/11/2016	CASEY'S RENTAL & REPAIR	000422	RECONCILED:05/31/2016		62.00
085207	W	05/11/2016	DEMCO INC	000501	RECONCILED:05/31/2016		277.84
085208	W	05/11/2016	EJ THERAPY SERVICES	000618	RECONCILED:05/31/2016		5,614.90
085209	W	05/11/2016	1ST CHOICE ENERGY SERVICES	000718	RECONCILED:05/31/2016		5,911.89
085210	W	05/11/2016	FOLLETT SCHOOL SOLUTIONS INC	000748	RECONCILED:05/31/2016		182.93
085211	W	05/11/2016	GOVCONNECTION	000817	RECONCILED:05/31/2016		900.70
085212	W	05/11/2016	GIRLS SCOUTS OF OHIO'S HEARTLAND COUNCIL	000851	RECONCILED:05/31/2016		65.00
085213	W	05/11/2016	GREAT MINDS	000873	RECONCILED:05/31/2016		30.00
085214	W	05/11/2016	HARRIS AUTOMOTIVE LARRY HARRIS	000911	RECONCILED:05/31/2016		26.88
085215	W	05/11/2016	IRWINS OFFICE SUPPLIES	001007	RECONCILED:05/31/2016		845.48
085216	W	05/11/2016	LOUDONVILLE FARMERS EQUITY CO.	001209	RECONCILED:05/31/2016		433.40
085217	W	05/11/2016	MOHICAN STEEL FABRICATOR	001354	RECONCILED:05/31/2016		275.66
085218	W	05/11/2016	MOUNT VERNON NAZARENE UNIV.	001372			440.00
085219	W	05/11/2016	OHIO SCHOOL BOARDS ASSOC	001413	RECONCILED:05/31/2016		170.00
085220	W	05/11/2016	OHIO DEPARTMENT OF JOB AND FAMILY SERVICES	001435	RECONCILED:05/31/2016		90.65
085221	W	05/11/2016	NORTH CENTRAL STATE COLLEGE	001483	RECONCILED:05/31/2016		841.25
085222	W	05/11/2016	PITNEY BOWES	001505	RECONCILED:05/31/2016		56.79
085223	W	05/11/2016	RENWICK, WELSH, & BURTON LLC	001626	RECONCILED:05/31/2016		90.00
085224	W	05/11/2016	R & L APPLIANCE	001666	RECONCILED:05/31/2016		220.50
085225	W	05/11/2016	SECURITY BASE.COM	001715	RECONCILED:05/31/2016		519.48
085226	W	05/11/2016	SNYDER BROTHERS	001720	RECONCILED:05/31/2016		130.04
085227	W	05/11/2016	STAKE'S IGA	001786	RECONCILED:05/31/2016		571.63
085228	W	05/11/2016	MOHICAN YOUTH ACADEMY	001874	RECONCILED:05/31/2016		8,870.40
085229	W	05/11/2016	TREASURER OF STATE DAS FINANCE - ROOM 4060	001883	RECONCILED:05/31/2016		120.00
085230	W	05/11/2016	VAR RESOURCES INC	001953	RECONCILED:05/31/2016		455.32
085231	W	05/11/2016	ROBERT BRUHN JR	003013	RECONCILED:05/31/2016		50.00
085232	W	05/11/2016	KEVIN WOLF	003209	RECONCILED:05/31/2016		110.00
085233	W	05/11/2016	CONOR STEWARD	003214	RECONCILED:05/31/2016		50.00
085234	W	05/11/2016	DAVID THOMAS	003282	RECONCILED:05/31/2016		47.50
085235	W	05/11/2016	DANA SHOULDERS	003438			100.00
085236	W	05/11/2016	BARRY PRINGLE	003512	RECONCILED:05/31/2016		50.00
085237	W	05/11/2016	JEFF MEYERS	003532	RECONCILED:05/31/2016		47.50
085238	W	05/11/2016	TORI MOWERY	004054	RECONCILED:05/31/2016		500.00
085239	W	05/11/2016	CINDY PRIBBLE	004611			25.00
085240	W	05/11/2016	CRYSTAL ASHBY	005043	RECONCILED:05/31/2016		64.11
085241	W	05/11/2016	CHRISSIE BUTTS	005070	RECONCILED:05/31/2016		212.76
085242	W	05/11/2016	CHANTELE SLOVER	005072	RECONCILED:05/31/2016		99.36
085243	W	05/11/2016	SCHOOL EMPLOYEES RET. SYSTEM	009046	RECONCILED:05/31/2016		1,513.12
085244	W	05/11/2016	ADVANCE AUTO PARTS	010282	RECONCILED:05/31/2016		4.38
085245	W	05/11/2016	KIMBERLY BURKHALTER	010328	RECONCILED:05/31/2016		146.00
085246	W	05/11/2016	COMPANAGEMENT INC	010405	RECONCILED:05/31/2016		3,380.00
085247	W	05/11/2016	MOHICAN REHABILITATION SERVICE	013071	RECONCILED:05/31/2016		1,042.50

Date: 06/01/2016
Time: 11:35 am

LOUDONVILLE-PERRYSVILLE EX VI
SORT BY CHECK NUMBER
CHECK DATES BETWEEN 05/01/2016 AND 05/31/2016
WARRANT, REFUND, MEMO CHECKS

Page: 3
(CHEKPY)

CHECK	TYPE	DATE	VENDOR	VENDOR	STATUS/DATE	BANK CODE	CHECK AMOUNT
085248	W	05/11/2016	STAKE'S SHORT STOP	017043	RECONCILED:05/31/2016		191.54
085249	W	05/11/2016	SCOTT, SCRIVEN LLP	017103	RECONCILED:05/31/2016		1,137.00
085250	W	05/12/2016	MCKINLEY MUSEUM	013086	RECONCILED:05/31/2016		456.00
085251	W	05/18/2016	JOHN BATTAGLIA	000141			37.98
085252	W	05/18/2016	APPLE INC ATTN: EDUCATION SALES SUPPORT	000223	RECONCILED:05/31/2016		150.00
085253	W	05/18/2016	DEMCO INC	000501	RECONCILED:05/31/2016		597.27
085254	W	05/18/2016	DOMINION EAST OHIO	000600	RECONCILED:05/31/2016		791.89
085255	W	05/18/2016	EDUCATION WEEK	000619	RECONCILED:05/31/2016		84.94
085256	W	05/18/2016	FOLLETT SCHOOL SOLUTIONS INC	000748			585.44
085257	W	05/18/2016	THE FARM AT WALNUT CREEK	000759	RECONCILED:05/31/2016		635.50
085258	W	05/18/2016	GOODHEART-WILCOX PUBLISHER	000843	RECONCILED:05/31/2016		7,376.02
085259	W	05/18/2016	RONALD KUNKEL	001138			85.00
085260	W	05/18/2016	OHIO EDISON COMPANY	001411	RECONCILED:05/31/2016		1,066.43
085261	W	05/18/2016	OASBO	001450	RECONCILED:05/31/2016		100.00
085262	W	05/18/2016	OHIO FFA ASSOCIATION	001467	RECONCILED:05/31/2016		1,168.00
085263	W	05/18/2016	OASSA	001475	RECONCILED:05/31/2016		900.00
085264	W	05/18/2016	READING HORIZONS	001660	RECONCILED:05/31/2016		3,760.00
085265	W	05/18/2016	RACHEL WIXEY & ASSOCIATES	001673	RECONCILED:05/31/2016		6,100.94
085266	W	05/18/2016	ALBERT MILLER DBA SHADY MAPLE TARP	001700	RECONCILED:05/31/2016		186.96
085267	W	05/18/2016	STANDARD PLUMBING & HEATING	001740	RECONCILED:05/31/2016		1,277.72
085268	W	05/18/2016	TRI COUNTY E S C	001879	RECONCILED:05/31/2016		72,696.32
085269	W	05/18/2016	VILLAGE OF LOUDONVILLE	001923	RECONCILED:05/31/2016		1,587.46
085270	W	05/18/2016	VAR RESOURCES INC	001948	RECONCILED:05/31/2016		1,111.33
085271	W	05/18/2016	WAGeworks INC	002083	RECONCILED:05/31/2016		191.26
085272	W	05/18/2016	CONOR STEWARD	003214	RECONCILED:05/31/2016		50.00
085273	W	05/18/2016	JULIE SEBOE	005039			41.61
085274	W	05/18/2016	CHARTWELLS COMPASS GROUP USA	010467	RECONCILED:05/31/2016		21,293.45
085275	W	05/18/2016	MOHICAN COUNTRY MARKET	013088			142.10
085276	W	05/18/2016	SAFETY KLEEN	017068	RECONCILED:05/31/2016		309.00
085277	W	05/18/2016	WORTHINGTON DIRECT	020000	RECONCILED:05/31/2016		4,100.50
085278	B	05/24/2016	BEATRIZ BERNINI	004058			17.00
085279	B	05/24/2016	MOLLY PACK	004060			17.00
085280	B	05/24/2016	JACOB FRANKLIN	004065			17.00
085281	B	05/24/2016	CONNER NYHART	004067			17.00
085282	B	05/24/2016	AUTUMN CAMPBELL	004073			17.00
085283	B	05/24/2016	ALEJANDRO SANCHEZ	004074			17.00
085284	B	05/24/2016	JORDAN WASHINGTON	004076			17.00
085285	B	05/24/2016	ROSE DANIELS	004503			17.00
085286	B	05/24/2016	MORGAN YOUNG	004077			17.00
085287	B	05/24/2016	ERIC DAUGHERTY	004079			17.00
085288	B	05/24/2016	SIMON SPRANG	004080			17.00
085289	B	05/24/2016	JORDAN MILLER	004082			17.00
085290	B	05/24/2016	BRODY RUNKLE	004083			17.00
085291	B	05/24/2016	MARISSA COX	004084			17.00
085292	B	05/24/2016	ALLISON KIEFER	004086			17.00
085293	B	05/24/2016	COLETON HEFFELFINGER	004089			17.00
085294	B	05/24/2016	DEVIN NYHART	004113			17.00
085295	B	05/24/2016	KAYLEIGH CHELSKI	004129			17.00
085296	B	05/24/2016	RACHEL RHEES	004614			17.00

Date: 06/01/2016
Time: 11:35 am

LOUDONVILLE-PERRYSVILLE EX VI
SORT BY CHECK NUMBER
CHECK DATES BETWEEN 05/01/2016 AND 05/31/2016
WARRANT, REFUND, MEMO CHECKS

Page: 4
(CHEKPY)

CHECK	TYPE	DATE	VENDOR	VENDOR	STATUS/DATE	BANK CODE	CHECK AMOUNT
085297	B	05/24/2016	MOHAMAD AOUNAH	004134			17.00
085298	B	05/24/2016	KATIE KLINE	004139			17.00
085299	B	05/24/2016	AUSTIN VANSICKLE	004150			17.00
085300	B	05/24/2016	HALEY LANE	004151			17.00
085301	B	05/24/2016	GARRETT QUICKLE	004229			17.00
085302	B	05/24/2016	BENJAMIN SPRANG	004230			17.00
085303	B	05/24/2016	JOSHUA BAYNES	004239			17.00
085304	B	05/24/2016	KYLIE CAMPBELL	004240			17.00
085305	B	05/24/2016	STETSON BRYSON	004247			17.00
085306	B	05/24/2016	DRAVEN BEANS	004248			17.00
085307	B	05/24/2016	MALAKYE NALL	004286			17.00
085308	B	05/24/2016	ASHLEY BLUBAUGH	004301			17.00
085309	B	05/24/2016	RANDI BOOK	004403			17.00
085310	B	05/24/2016	BRIAN FRALEY	004456			17.00
085311	B	05/24/2016	CARSON CHIPNER	004468			17.00
085312	B	05/24/2016	ELIZABETH PIERCE	004498			17.00
085313	B	05/24/2016	MADISON WIREDU	004505			17.00
085314	B	05/24/2016	DAKOTA LOWE	004513			17.00
085315	B	05/24/2016	ALEXANDER RAMEY	004521			17.00
085316	B	05/24/2016	MADISON HAGGERTY	004523			17.00
085317	B	05/24/2016	HANNAH PURDY	004524			17.00
085318	B	05/24/2016	DANIEL PFLUEGER	004557			17.00
085319	B	05/24/2016	MIRANDA RICKETTS	004564			17.00
085320	B	05/24/2016	JUSTINE MACAULAY	004566			17.00
085321	W	05/25/2016	JUDY KOPPERT	000167	RECONCILED:05/31/2016		50.00
085322	W	05/25/2016	ANGELA DAWSON	000176	RECONCILED:05/31/2016		44.76
085323	W	05/25/2016	BEVERLY BILGER	000181	RECONCILED:05/31/2016		113.94
085324	W	05/25/2016	ALL AMERICAN/RIDDELL	000265			1,032.22
085325	W	05/25/2016	ASHLAND UNIVERSITY	000269			30.60
085326	W	05/25/2016	BEAVER WHOLESALE MEATS, INC.	000302	RECONCILED:05/31/2016		73.00
085327	W	05/25/2016	DEMCO INC	000501			545.93
085328	W	05/25/2016	FRIENDLY WHOLESALE	000738			300.50
085329	W	05/25/2016	FOLLETT SCHOOL SOLUTIONS INC	000748			690.80
085330	W	05/25/2016	GOVCONNECTION	000817	RECONCILED:05/31/2016		464.50
085331	W	05/25/2016	GALLOPADE	000860			1,057.88
085332	W	05/25/2016	HAGUE CRYSTAL CLEAR	000918			23.50
085333	W	05/25/2016	JOHN R GREEN COMPANY	001051	RECONCILED:05/31/2016		202.61
085334	W	05/25/2016	KONICA MINOLTA PREMIER FINANCE	001153			586.11
085335	W	05/25/2016	QWEST- LCI CUSTOMER SERVICE	001227			69.53
085336	W	05/25/2016	LIFETOUCH PUBLISHING INC	001235			1,419.00
085337	W	05/25/2016	MT BUSINESS TECHNOLOGIES INC 1150 NAT'L PKWY	001311	RECONCILED:05/31/2016		45.11
085338	W	05/25/2016	MCGRAW-HILL EDUCATION	001339			5,858.05
085339	W	05/25/2016	MENARDS	001346			573.40
085340	W	05/25/2016	MAHEK TROPHIES & AWARDS	001355	RECONCILED:05/31/2016		284.40
085341	W	05/25/2016	MVD SPORTS & SPECIALTIES	001364			447.75
085342	W	05/25/2016	OHIO EDISON COMPANY	001411	RECONCILED:05/31/2016		6,267.63
085343	W	05/25/2016	NEOBCA	001430			50.00
085344	W	05/25/2016	OHIO SCHOLASTIC SOCCER COACHES ASSOCIATION	001477			160.00
085345	W	05/25/2016	RUMPKE CONSOLIDATED CO	001608	RECONCILED:05/31/2016		1,156.02

Date: 06/01/2016
Time: 11:35 am

LOUDONVILLE-PERRYSVILLE EX VI
SORT BY CHECK NUMBER
CHECK DATES BETWEEN 05/01/2016 AND 05/31/2016
WARRANT, REFUND, MEMO CHECKS

Page: 5
(CHEKPY)

CHECK	TYPE	DATE	VENDOR	VENDOR	STATUS/DATE	BANK CODE	CHECK AMOUNT
085346	W	05/25/2016	TRIUMPH LEARNING	001803			784.00
085347	W	05/25/2016	TRUAX PRINTING INC	001805	RECONCILED:05/31/2016		280.00
085348	W	05/25/2016	TRI COUNTY E S C	001879			1,600.00
085349	W	05/25/2016	US BANK	001912			1,232.73
			OFFICE EQUIPMENT FINANCE SERV				
085350	W	05/25/2016	VEX ROBOTICS	001952			474.80
085351	W	05/25/2016	VERIZON WIRELESS	001974			80.21
085352	W	05/25/2016	FRONTIER	001976			452.77
085353	W	05/25/2016	MATTHEW ISENHART	003227			50.00
085354	W	05/25/2016	KAY KICK	004485			25.00
085355	W	05/25/2016	DAN ECKENWILER	005017	RECONCILED:05/31/2016		100.00
085356	W	05/25/2016	BEN DROWN	005034	RECONCILED:05/31/2016		30.00
085357	W	05/25/2016	JEFF FRANKFORD	005046	RECONCILED:05/31/2016		317.52
085358	W	05/25/2016	SERENA FENTON	005059			95.20
085359	W	05/25/2016	LISA GONZALEZ	005096			103.68
085360	W	05/25/2016	KORI AUBEL	005099	RECONCILED:05/31/2016		128.58
085361	W	05/25/2016	ASHLAND UNIVERSITY	010279			350.00
			ATTN: ASHBROOK CENTER				
085362	W	05/25/2016	BRENNER'S DRAIN PRO	010333			150.00
085363	W	05/25/2016	ALLEN HEIMBERGER	010927	RECONCILED:05/31/2016		150.00
085364	W	05/25/2016	NATIONAL HONOR SOCIETY	014089			385.00
085365	W	05/25/2016	SOUTHERN REGIONAL EDUCATION BOARD	017009			2,000.00
085366	W	05/25/2016	FREDERICK SNYDER	017095			186.85
			DBA SNYDER'S EQUIPMENT				
085367	W	05/25/2016	SMITH BROTHERS	017106			10,721.80
085368	B	05/25/2016	EDUCATIONAL TOURS	000664			1,000.00
085369	B	05/31/2016	JORDAN MILLER	004082			20.33
085370	B	05/31/2016	ASHLEY BLUBAUGH	004301			6.20
085371	W	05/31/2016	TEXAS LIFE INSURANCE	001873			15.60
085372	W	05/31/2016	KAYLEIGH CHELSKI	004129			500.00
085373	W	05/31/2016	KATIE KLINE	004139			500.00
085374	W	05/31/2016	SCHOOL EMPLOYEES RET. SYSTEM	009046			783.32
085375	W	05/31/2016	AMERICAN FIDELITY - LIFE - BD	009060			102.23
085376	W	05/31/2016	AMERICAN FIDELITY - CRITICAL	009063			54.16
085377	W	05/31/2016	AMERICAN FIDELITY-ACCIDENT-BD	009095			158.32
085378	W	05/31/2016	AMERICAN FIDELITY-DISABILITY	009096			671.44
085379	W	05/31/2016	AMERICAN FIDELITY-CANCER-BD.	009099			295.02
085380	W	05/31/2016	METROPOLITAN EDUCATIONAL COUNCIL	013007			568.91
905370	M	05/05/2016	L-P SCHOOLS CAFETERIA	900031			327.92
			TERRI BLANCHARD				
905371	M	05/09/2016	STAR2STAR COMMUNICATIONS	900037			391.40
905374	M	05/10/2016	LOUDONVILLE HIGH SCHOOL	900000			10.00
905375	M	05/10/2016	OHIO DEPT OF EDUCATION	900005			42,429.31
905376	M	05/11/2016	S.T.R.S.	900009			3,865.04
905377	M	05/11/2016	NATIONAL CITY BANK	900027			3,551.61
905378	M	05/16/2016	STATE OF OHIO	900028			5,045.76
			DEPARTMENT OF TAXATION				
905379	M	05/18/2016	US BANK NA	900034			17,019.00
905380	M	05/23/2016	OHIO DEPT OF EDUCATION	900005			59,634.79
905381	M	05/23/2016	BUREAU OF WORKER'S COMP	900036			10,834.43

Date: 06/01/2016
 Time: 11:35 am

LOUDONVILLE-PERRYSVILLE EX VI
 SORT BY CHECK NUMBER
 CHECK DATES BETWEEN 05/01/2016 AND 05/31/2016
 WARRANT, REFUND, MEMO CHECKS

Page: 6
 (CHEKPY)

CHECK	TYPE	DATE	VENDOR	VENDOR	STATUS/DATE	BANK CODE	CHECK AMOUNT
905382	M	05/23/2016	BUREAU OF WORKER'S COMP	900036			10,834.40
905385	M	05/31/2016	MEDICAL MUTUAL OF OHIO	900103			162,151.90
905386	M	05/31/2016	MEDICAL MUTUAL OF OHIO	900103			47,812.95
905387	M	05/31/2016	S.T.R.S.	900009			60,560.00
905388	M	05/31/2016	S.E.R.S.	900010			20,190.00
905389	M	05/31/2016	S.T.R.S.	900009			3,702.26
905390	M	05/31/2016	NATIONAL CITY BANK	900027			4,182.71
905391	M	05/31/2016	L-P SCHOOLS CAFETERIA TERRI BLANCHARD	900031			227.86
905392	M	05/31/2016	LOUDONVILLE HIGH SCHOOL	900000			24.00
905393	M	05/31/2016	L-P BOARD OF EDUCATION	900100			153,058.04
905394	M	05/31/2016	L-P BOARD OF EDUCATION	900100			6,975.54
905395	M	05/31/2016	L-P BOARD OF EDUCATION	900100			1,498.59
V VOIDED CHECKS			1	CHECK TOTALS	1,277.72		
R RECONCILED CHECKS			128	CHECK TOTALS	209,526.56		
W WARRANT CHECKS			180	CHECK TOTALS	246,257.50		
M MEMO CHECKS			22	CHECK TOTALS	614,327.51		
B REFUND CHECKS			46	CHECK TOTALS	1,757.53		
I INVESTMENT CHECKS			0	CHECK TOTALS	0.00		
T TRANSFER CHECKS			0	CHECK TOTALS	0.00		
D DISTRIBUTION CHECKS			0	CHECK TOTALS	0.00		
C PAYROLL CHECKS			0	CHECK TOTALS	0.00		
MISSING CHECKS			0				
** TOTAL CHECKS (LESS VOIDED)			247	** TOTAL NET	861,064.82		
*** TOTAL CHECKS WRITTEN			248	*** GRAND TOTALS	862,342.54		