

*Loudonville-Perrysville  
Exempted Village School  
District*



*Financial Reports for the period  
ending April 30, 2017*

*Prepared by Marie Beddow,  
Treasurer/CFO*

**Loudonville-Perrysville Exempted Village School District**  
**General Account Reconciliation**  
**April 30, 2017**

<b>Farmers and Savings Bank (.01% Yield)</b>	<b>1,083,181.43</b>
<b>Total Demand Deposits:</b>	<b>1,083,181.43</b>
<b>Outstanding Checks:</b>	<b>45,005.05</b>
<b>Bank Balance minus Outstanding:</b>	<b>1,038,176.38</b>
<hr/>	
<b>Total Cash Fund Balance:</b>	<b>6,880,678.19</b>

Investments:

STAR Ohio General Account (1%)	3,730,884.47
PNC Money Market (.07)	550,083.89
National City Bank Payroll Account	500.00
Fifth Third Mutual Fund (.01%)	67,023.21
Fifth Third Securities CD Due 8/20/2018 (1.75%)	248,000.00
Fifth Third Securities CD Due 2/21/2018 (1.45%)	248,000.00
Fifth Third Securities CD Due 8/20/2018 (1.75%)	248,000.00
Fifth Third Securities CD Due 10/17/2017 (1.50%)	250,000.00
Fifth Third Securities CD Due 2/5/2018 (1.30%)	250,000.00
Fifth Third Securities CD Due 3.16.20 (1.5%)	250,000.00
<b>Total Investments:</b>	<b>5,842,491.57</b>

Bank cashed Check #86954 for too much	(10.00)
Payroll Reconciling Item	(0.24)

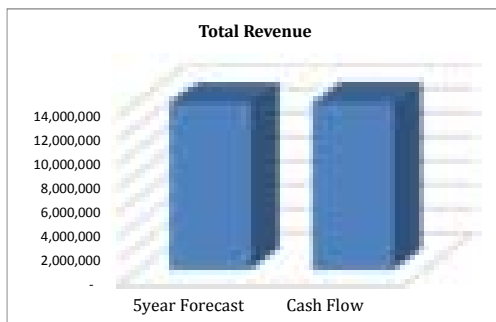
<b>Total Adjustments:</b>	(10.24)
<b>Subtotal:</b>	<b>1,038,176.38</b>
<hr/>	
<b>DIFFERENCE:</b>	<b>0.00</b>

Prepared:	
Initials	Date
Reviewed:	
Initials	Date

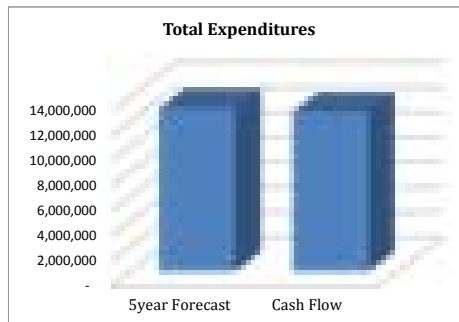
Five Year Forecast Comparison to Actual Cash Flow

	Difference	Proj. from Current 5year Forecast 2017	Proj. from Actual/Est. Cash Flow 2017	FYTD Actual Through Month Of: July - April	Estimated for Remaining Months
<b>Revenue:</b>					
1.010 - General Property Tax (Real Estate)	50,116	4,127,496	4,177,612	4,177,612	-
1.020 - Public Utility Personal Property	1,758	875,874	877,632	877,632	-
1.030 - Income Tax	(32,966)	1,809,752	1,776,786	1,776,786	-
1.035 - Unrestricted Grants-in-Aid	(14,116)	5,340,483	5,326,367	4,436,367	890,000
1.040 - 1.045 - Restricted Grants-in-Aid	(15,998)	186,011	170,013	137,176	32,837
1.050 - Property Tax Allocation	(3,068)	686,551	683,483	395,360	288,123
1.060 - All Other Operating Revenues	60,559	680,550	741,109	582,734	158,375
1.070 - Total Revenue	46,285	13,706,717	13,753,002	12,383,667	1,369,335
<b>Other Financing Sources:</b>					
2.070 - Total Other Financing Sources	188	81,927	82,115	54,424	27,691
2.080 - Total Revenues and Other Financing Sources	46,474	13,788,643	13,835,117	12,438,091	1,397,026
<b>Expenditures:</b>					
3.010 - Personnel Services	(128,408)	6,485,700	6,357,292	5,268,240	1,089,052
3.020 - Employees' Retirement/Insurance Benefits	2,916	3,119,039	3,121,955	2,581,595	540,360
3.030 - Purchased Services	(5,087)	2,338,618	2,333,531	1,930,136	403,395
3.040 - Supplies and Materials	(127,073)	590,824	463,751	344,130	119,621
3.050 - Capital Outlay	(15,564)	233,175	217,611	207,830	9,781
3.060 - 4.060 - Intergovernmental, Debt & Interest	-	111,202	111,202	96,019	15,183
4.300 - Other Objects	(12,066)	190,639	178,573	167,929	10,644
4.500 - Total Expenditures	(285,282)	13,069,197	12,783,915	10,595,879	2,188,036
<b>Other Financing Uses:</b>					
5.040 - Total Other Financing Uses	-	1,000	1,000	-	1,000
5.050 - Total Expenditures and Other Financing Uses	(285,282)	13,070,197	12,784,915	10,595,879	2,189,036
Excess of Rev & Other Financing Uses Over (Under)					
6.010 - Expenditures and Other Financing Uses	331,755	718,447	1,050,202	1,842,212	(792,010)
7.010 - Cash Balance July 1	(3)	4,310,291	4,310,288		
7.020 - Cash Balance June 30	331,752	5,028,738	5,360,490		

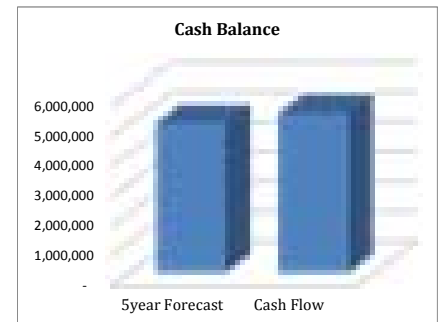
Projected Differences from 5year Forecast Actuals/Estimates as compared to Cash Flow Actual/Estimates



Dollar Variance: 46,474  
Percent Variance: 0.34%



Dollar Variance: (285,282)  
Percent Variance: -2.18%



Dollar Variance: 331,752  
Percent Variance: 6.60%

**LOUDONVILLE-PERRYSVILLE EXEMPTED VILLAGE SCHOOL DISTRICT  
GENERAL FUND TWO-YEAR COMPARISON  
April 30, 2017**

This is the % change as of 4.30.17 comparing Actual FY2016 to Actual FY2017

	FY2016		FY2017			
	ACTUAL ANNUAL	FYTD ACTUAL APR.	PROJECTED ANNUAL	% Diff. ANNUAL	FYTD ACTUAL APR.	% Diff. APR.
<b>REVENUES</b>						
General Property (Real Estate)	4,135,904	4,135,904	4,127,496	-0.20%	4,177,612	1.01%
Tangible Personal Property Tax	852,103	852,103	875,874	2.79%	877,632	3.00%
Income Tax	1,774,266	1,774,266	1,809,752	2.00%	1,776,786	0.14%
Unrestricted Grants-in-Aid	5,165,316	4,359,904	5,340,483	3.39%	4,436,367	1.75%
Restricted Grants-in-Aid **	172,498	144,698	186,011	7.83%	137,176	-5.20%
Property Tax Allocation (Homestead/Rollback)	686,646	393,336	686,551	-0.01%	395,360	0.00%
All Other Operating Revenue	668,964	509,468	680,550	1.73%	582,734	14.38%
<b>Total Revenue</b>	<b>13,455,697</b>	<b>12,169,679</b>	<b>13,706,717</b>	<b>1.87%</b>	<b>12,383,667</b>	<b>1.76%</b>
<b>OTHER FINANCING SOURCES</b>						
Operating Transfers-In	3		-	-100.00%	-	0.00%
Advances-In	74,569	74,569	53,427	-28.35%	53,427	-28.35%
All Other Financial Sources	25,325	2,744	28,500	12.54%	997	-63.67%
<b>Total Other Financing Sources</b>	<b>99,897</b>	<b>77,313</b>	<b>81,927</b>	<b>-17.99%</b>	<b>54,424</b>	<b>-29.61%</b>
<b>Total Revenues and Other Financing Sources</b>	<b>13,555,594</b>	<b>12,246,992</b>	<b>13,788,644</b>	<b>1.72%</b>	<b>12,438,091</b>	<b>1.56%</b>
<b>EXPENDITURES</b>						
Personal Services	6,155,141	5,125,171	6,485,700	5.37%	5,268,240	2.79%
Employees' Retirement/Insurance Benefits	2,886,545	2,390,968	3,119,039	8.05%	2,581,595	7.97%
Purchased Services	2,141,452	1,779,904	2,338,618	9.21%	1,930,136	8.44%
Supplies and Materials	429,101	344,530	590,824	37.69%	344,130	-0.12%
Capital Outlay	542,333	495,016	233,175	-57.01%	207,830	-58.02%
Other Objects	275,208	247,854	301,841	9.68%	263,948	6.49%
<b>Total Expenditures</b>	<b>12,429,780</b>	<b>10,383,443</b>	<b>13,069,197</b>	<b>5.14%</b>	<b>10,595,879</b>	<b>2.05%</b>
<b>OTHER FINANCING USES</b>						
Operational Transfers - Out					-	0.00%
Advances - Out	53,427	-	1,000	-98.13%	-	0.00%
All Other Financing Uses	-	-	-		-	0.00%
<b>Total Other Financing Uses</b>	<b>53,427</b>	<b>-</b>	<b>1,000</b>	<b>-98.13%</b>	<b>-</b>	<b>0.00%</b>
<b>Total Expenditures and Other Financing Uses</b>	<b>12,483,207</b>	<b>10,383,443</b>	<b>13,070,197</b>	<b>4.70%</b>	<b>10,595,879</b>	<b>2.05%</b>
Excess Rev. & Other Fin. Sources Over (Under) Exp.	1,072,387	1,863,549	718,447	-33.00%	1,842,212	-1.14%
Beginning Cash Balance	3,237,908	3,237,908	4,310,291	33.12%	4,310,291	33.12%
<b>Ending Cash Balance</b>	<b>\$ 4,310,295</b>	<b>\$ 5,101,457</b>	<b>\$ 5,028,738</b>	<b>16.67%</b>	<b>\$ 6,152,503</b>	<b>20.60%</b>
Outstanding Encumbrances	195,982	615,692	-	-100.00%	627,926	1.99%
<b>Ending Unencumbered Cash Balance</b>	<b>\$ 4,114,313</b>	<b>\$ 4,485,765</b>	<b>\$ 5,028,738</b>	<b>22.23%</b>	<b>\$ 5,524,577</b>	<b>23.16%</b>

Date: 05/01/2017  
 Time: 12:53 pm

LOUDONVILLE-PERRYSVILLE EX VI  
 Financial Report by Fund/Fund/SCC

Fund #	Fund Description	FYTD Receipts	MTD Expenditures	FYTD Expenditures	Current Fund Balance	Current Encumbrances	Unencumbered Fund Balance	Bank Code
451 9117	ONENET PUBLIC COMMUNICATIONS SUBSIDY - FY17	0.00	0.00	7,200.00	0.00	7,200.00	7,200.00	
	TOTAL FOR Fund 451 - DATA COMMUNICATION FUND:	0.00	0.00	7,200.00	0.00	7,200.00	7,200.00	
461 9116	HSTW GRANT FY2016	0.00	0.00	1,509.24	0.00	1,509.24	0.00	0.00
461 9117	HSTW GRANT FY2017	0.00	0.00	5,400.00	0.00	6,097.35	697.35-	96.68 794.03-
	TOTAL FOR Fund 461 - VOCATIONAL EDUC. ENHANCEMENTS	0.00	0.00	6,909.24	0.00	7,606.59	697.35-	96.68 794.03-
466 9117	STRAIGHT A GRANT NORTHWESTERN	0.00	0.00	11,074.06	12,247.48	23,640.17	12,566.11-	7,948.98 20,515.09-
	TOTAL FOR Fund 466 - STRAIGHT A FUND:	0.00	0.00	11,074.06	12,247.48	23,640.17	12,566.11-	7,948.98 20,515.09-
516 9116	IDEA-B SPECIAL EDUCATION FY2016	11,878.46-	0.00	47,356.07	0.00	35,477.61	0.00	0.00
516 9117	IDEA-B SPECIAL EDUCATION FY2017	0.00	27,341.08	149,434.71	19,390.35	168,825.06	19,390.35-	0.00 19,390.35-
	TOTAL FOR Fund 516 - IDEA PART B GRANTS:	11,878.46-	27,341.08	196,790.78	19,390.35	204,302.67	19,390.35-	0.00 19,390.35-
536 9116	TITLE I SCHOOL IMPROVEMENT GRANT FY16	0.00	0.00	3,752.69	0.00	3,752.69	0.00	0.00
	TOTAL FOR Fund 536 - TITLE I SCHOOL IMPROVEMENT A:	0.00	0.00	3,752.69	0.00	3,752.69	0.00	0.00
572 9116	TITLE I: FY16	17,387.90-	0.00	83,064.04	0.00	65,676.14	0.00	0.00
572 9117	TITLE I: FY17	0.00	36,968.22	201,939.53	26,131.43	228,070.96	26,131.43-	0.00 26,131.43-
572 9216	TITLE I - D MYA FY16	0.00	0.00	18,335.64	0.00	18,335.64	0.00	0.00
572 9217	TITLE I - D MYA FY17	0.00	16,796.16	63,561.60	9,540.94	75,388.26	11,826.66-	42,636.35 54,463.01-

\*\*\* NOTE!! ONLY ACTIVE ACCOUNTS HAVE BEEN SELECTED, TOTALS MAY EXCLUDE AMOUNTS THAT ARE RELATED TO INACTIVE ACCOUNTS.

Date: 05/01/2017  
 Time: 12:53 pm

LOUDONVILLE-PERRYSVILLE EX VI  
 Financial Report by Fund/Fund/SCC

Fund #	Fund Description	FYTD	MTD	FYTD	Current	Current	Unencumbered	Bank
Begin	Balance	Receipts	Expenditures	Expenditures	Fund Balance	Encumbrances	Fund Balance	Code
TOTAL FOR Fund 572 - TITLE I DISADVANTAGED CHILDRE								
	17,387.90-	53,764.38	366,900.81	35,672.37	387,471.00	37,958.09-	42,636.35	80,594.44-
590	9116 TITLE II-A: IMPROVING TEACH. QUALITY - FY16							
	1,705.01-	0.00	7,781.09	0.00	6,076.08	0.00	0.00	0.00
590	9117 TITLE II-A: IMPROVING TEACH. QUALITY - FY17							
	0.00	4,640.79	24,759.88	3,095.66	27,855.54	3,095.66-	0.00	3,095.66-
TOTAL FOR Fund 590 - IMPROVING TEACHER QUALITY:								
	1,705.01-	4,640.79	32,540.97	3,095.66	33,931.62	3,095.66-	0.00	3,095.66-
599	9116 TITLE VI-B RURAL & LOW INCOME FY16							
	650.76-	0.00	14,530.62	0.00	13,879.86	0.00	0.00	0.00
599	9117 TITLE VI-B RURAL & LOW INCOME FY17							
	0.00	0.00	0.00	0.00	0.00	0.00	4,423.71	4,423.71-
TOTAL FOR Fund 599 - MISCELLANEOUS FED. GRANT FUND								
	650.76-	0.00	14,530.62	0.00	13,879.86	0.00	4,423.71	4,423.71-
GRAND TOTALS:								
	31,622.13-	85,746.25	639,699.17	70,405.86	674,584.60	66,507.56-	55,105.72	121,613.28-

\*\*\* NOTE!! ONLY ACTIVE ACCOUNTS HAVE BEEN SELECTED, TOTALS MAY EXCLUDE AMOUNTS THAT ARE RELATED TO INACTIVE ACCOUNTS.

Date: 05/01/17  
 Time: 3:11 pm

LOUDONVILLE-PERRYSVILLE EX VI  
 Revenue Account Summary  
 SORTED BY FUND-SCC

Page: 1  
 (REVSUM)

Account Number FND RCPT SCC SUBJ OU	Description	FYTD Receivable	FYTD Actual Receipts	MTD Actual Receipts	YTD Actual Receipts	FYTD Balance Receivable	FYTD Percent Received
001 1111 0000 000000 000	REAL ESTATE TAX - ASHLAND COUNTY 3,200,870.00	3,200,870.00	3,260,364.90	633,553.93	1,933,553.93	59,494.90-	101.86
001 1111 0000 000000 022	REAL ESTATE TAXES - HOLMES 610,385.00	610,385.00	606,500.68	0.00	352,249.01	3,884.32	99.36
001 1111 0000 000000 023	REAL ESTATE TAXES - KNOX 169,151.00	169,151.00	164,406.30	0.00	92,156.14	4,744.70	97.19
001 1111 0000 000000 024	REAL ESTATE TAXES - RICHLAND 147,090.00	147,090.00	146,340.49	90,378.94	90,378.94	749.51	99.49
001 1122 0000 000000 000	PERSONAL PROPERTY TAX - ASHLAND CO. 735,544.00	735,544.00	731,728.75	387,807.12	387,807.12	3,815.25	99.48
001 1122 0000 000000 022	PERSONAL PROPERTY TAX - HOLMES 62,930.00	62,930.00	65,839.49	0.00	35,618.31	2,909.49-	104.62
001 1122 0000 000000 023	PERSONAL PROPERTY TAX - KNOX 31,018.00	31,018.00	31,544.54	0.00	16,077.22	526.54-	101.70
001 1122 0000 000000 024	PERSONAL PROPERTY TAX - RICHLAND 46,382.00	46,382.00	48,520.31	25,975.03	25,975.03	2,138.31-	104.61
001 1130 0000 000000 000	SCHOOL DISTRICT INCOME TAX 1,809,752.00	1,809,752.00	1,776,785.26	412,876.54	771,850.59	32,966.74	98.18
001 1190 0000 000000 000	MOBILE HOME TAX - ASHLAND 13,750.00	13,750.00	14,457.78	0.00	7,008.61	707.78-	105.15
001 1190 0000 000000 022	MOBILE HOME TAX - HOLMES 4,300.00	4,300.00	3,611.94	0.00	2,172.78	688.06	84.00
001 1190 0000 000000 023	MOBILE HOME TAX - KNOX 1,000.00	1,000.00	0.00	0.00	0.00	1,000.00	0.00
001 1221 0000 000000 000	TUITION - RECEIVED FROM OTHER DISTRICTS 14,000.00	14,000.00	10,202.49	0.00	0.00	3,797.51	72.87
001 1223 0000 000000 000	SPECIAL EDUCATION TUITION, EXCESS COSTS 12,000.00	12,000.00	32,634.80	0.00	16,534.39	20,634.80-	271.96
001 1227 0000 000000 000	OPEN ENROLLMENT - RECEIVED FROM OTHER DIST. 488,500.00	488,500.00	425,825.47	41,592.50	170,220.63	62,674.53	87.17
001 1390 0000 000000 000	TRANSPORTATION FEES 3,000.00	3,000.00	1,382.39	0.00	0.00	1,617.61	46.08

\*\*\* NOTE!! ONLY ACTIVE ACCOUNTS HAVE BEEN SELECTED, TOTALS MAY EXCLUDE AMOUNTS THAT ARE RELATED TO INACTIVE ACCOUNTS. \*\*\*

Date: 05/01/17  
 Time: 3:11 pm

LOUDONVILLE-PERRYSVILLE EX VI  
 Revenue Account Summary  
 SORTED BY FUND-SCC

Page: 2  
 (REVSUM)

Account Number FND RCPT SCC SUBJ OU	Description	FYTD Receivable	FYTD Actual Receipts	MTD Actual Receipts	YTD Actual Receipts	FYTD Balance Receivable	FYTD Percent Received
001 1410 0000 000000 000	INTEREST	23,000.00	33,406.93	9,363.40	13,312.17	10,406.93-	145.25
001 1740 0000 000000 001	CLASSROOM FEES - MC MULLEN ELEMENTARY	5,600.00	5,255.00	4,835.00	5,015.00	345.00	93.84
001 1740 0000 000000 002	CLASSROOM FEES - BUDD ELEMENTARY	3,900.00	3,000.00	120.00	1,110.00	900.00	76.92
001 1740 0000 000000 003	CLASSROOM FEES - PERRYSVILLE JR. HIGH	3,000.00	2,408.00	105.00	785.00	592.00	80.27
001 1740 0000 000000 004	CLASSROOM FEES - HIGH SCHOOL	10,000.00	6,416.54	481.40	2,774.79	3,583.46	64.17
001 1810 0000 000000 000	BUILDING & EQUIPMENTAL RENTAL	500.00	185.00	0.00	30.00	315.00	37.00
001 1890 0000 000000 000	OTHER LOCAL SOURCES - MISC.	21,000.00	5,870.09	1,906.00-	161.00	15,129.91	27.95
001 1890 0000 000000 021	OTHER LOCAL SOURCES - MYA RESIDENT DISTRICTS	27,000.00	13,797.09	133.76	7,130.66	13,202.91	51.10
001 1933 0000 000000 000	SALE OF PROPERTY	1,000.00	187.60	10.00	187.60	812.40	18.76
001 3110 0000 000000 000	SCHOOL FOUNDATION PROGRAM	3,008,844.00	2,469,953.71	237,066.71	970,296.20	538,890.29	82.09
001 3110 0000 000000 201	SCH. FOUND-SPECIAL ED WEIGHTED AID	540,924.00	459,913.56	43,957.48	196,319.00	81,010.44	85.02
001 3110 0000 000000 202	SCH.FOUNDATION - K-3 LITERACY	69,950.00	57,008.15	5,609.86	22,775.06	12,941.85	81.50
001 3110 0000 000000 203	SCH. FOUNDATION - CAPACITY AID	228,945.00	190,557.64	18,764.27	75,792.26	38,387.36	83.23
001 3110 0000 000000 204	PUPIL TRANSPORTATION	366,024.00	304,809.15	27,397.11	112,149.76	61,214.85	83.28
001 3110 0000 000000 205	SCHOOL FOUNDATION - LEP	1,828.00	1,198.01	104.10	416.46	629.99	65.54
001 3110 0000 000000 206	SCH.FOUNDATION - TARGETED ASSISTANCE	845,294.00	698,106.83	67,328.00	273,868.32	147,187.17	82.59

\*\*\* NOTE!! ONLY ACTIVE ACCOUNTS HAVE BEEN SELECTED, TOTALS MAY EXCLUDE AMOUNTS THAT ARE RELATED TO INACTIVE ACCOUNTS. \*\*\*



LOUDONVILLE-PERRYVILLE EX VI  
 Revenue Account Summary  
 SORTED BY FUND-SCC

Account Number FND RCPT SCC SUBJ OU	Description	FYTD Receivable	FYTD Actual Receipts	MTD Actual Receipts	YTD Actual Receipts	FYTD Balance Receivable	FYTD Percent Received
001 3110 0000 000000 207	SPECIAL ED. TRANSPORTATION-SCHOOL FOUNDATION	18,160.00	9,020.73	154.48	619.10	9,139.27	49.67
001 3110 0000 000000 208	SCH. FOUNDATION - THIRD GRADE READING BONUS	5,940.00	5,467.58	0.27-	0.27-	472.42	92.05
001 3110 0000 000000 209	SCH.FOUNDATION - GIFTED SUPPLEMENT	59,191.00	49,138.86	4,862.20	19,495.46	10,052.14	83.02
001 3110 0000 000000 210	SCH. FOUNDATION - GRADUATION BONUS	18,986.00	17,788.02	0.88-	0.88-	1,197.98	93.69
001 3110 0000 000000 211	SCHOOL FOUNDATION - PRESCHOOL	119,414.00	113,148.08	12,446.94	51,168.81	6,265.92	94.75
001 3131 0000 000000 000	10% AND 2.5% ROLLBACK	440,000.00	262,265.42	30,071.46	40,137.36	177,734.58	59.61
001 3132 0000 000000 000	HOMESTEAD EXEMPTION	158,553.00	89,095.45	6,226.66	9,572.45	69,457.55	56.19
001 3135 0000 000000 000	TPP TAX REPLACEMENT FUNDS	87,997.95	43,998.98	0.00	0.00	43,998.97	50.00
001 3190 0000 000000 000	CASINO REVENUE	56,983.00	60,256.56	0.00	28,853.95	3,273.56-	105.74
001 3211 0000 000000 000	SCH. FOUNDATION - ECONOMICALLY DISADVANTAGED	97,441.00	77,015.90	6,942.78	30,231.36	20,425.10	79.04
001 3219 0000 000000 000	SCHOOL FOUNDATION CAREER TECH & CATASTROPHIC	88,570.00	60,159.23	5,006.85	20,209.46	28,410.77	67.92
001 4220 0000 000000 000	RESTRICTED-GRANT-FEDERAL THRU STATE-CAFS-MED	50,000.00	24,279.17	0.00	10,738.53	25,720.83	48.56
001 5220 0000 000000 000	RETURN OF ADVANCE	53,426.67	53,426.67	0.00	0.00	0.00	100.00
001 5300 0000 000000 000	REFUND-PRIOR YEAR EXP.	27,500.00	808.66	0.00	0.00	26,691.34	2.94

\*\*\*\*\*TOTAL FOR FUND-SCC 001 0000 (GENERAL):

Ex Tr/Ad	13,735,216.95	12,384,661.53	2,071,264.37	5,794,751.31	1,350,555.42	90.17
In Tr/Ad	13,788,643.62	12,438,088.20	2,071,264.37	5,794,751.31	1,350,555.42	90.21

\*\*\* NOTE!! ONLY ACTIVE ACCOUNTS HAVE BEEN SELECTED, TOTALS MAY EXCLUDE AMOUNTS THAT ARE RELATED TO INACTIVE ACCOUNTS. \*\*\*

Date: 05/01/17  
 Time: 3:11 pm

LOUDONVILLE-PERRYSVILLE EX VI  
 Revenue Account Summary  
 SORTED BY FUND-SCC

Page: 4  
 (REVSUM)

Account Number FND RCPT SCC SUBJ OU	Description	FYTD Receivable	FYTD Actual Receipts	MTD Actual Receipts	YTD Actual Receipts	FYTD Balance Receivable	FYTD Percent Received
003 1111 0000 000000 000	PERMANENT IMPROVEMENT - R.E.	216,000.00	218,588.77	104,324.42	127,362.31	2,588.77-	101.20
003 1122 0000 000000 000	PERMANENT IMPROVEMENT - PERSONAL PROPERTY	27,100.00	34,422.90	16,252.30	18,283.17	7,322.90-	127.02
003 1190 0000 000000 000	PERMANENT IMPROVEMENT - MOBILE HOME TAX	1,100.00	908.54	0.00	429.77	191.46	82.59
003 3132 0000 000000 000	HOMESTEAD EXEMPTION	7,800.00	4,284.62	334.90	492.99	3,515.38	54.93
003 3135 0000 000000 000	TPP FIXED RATE PAYMENT PI FUND	4,163.50	0.00	0.00	0.00	4,163.50	0.00
*****TOTAL FOR FUND-SCC 003 0000 (PERMANENT IMPROVEMENT):							
Ex Tr/Ad		256,163.50	258,204.83	120,911.62	146,568.24	2,041.33-	100.80
In Tr/Ad		256,163.50	258,204.83	120,911.62	146,568.24	2,041.33-	100.80
=====							
006 1511 0000 000000 000	STUDENT - SALE OF BREAKFAST	5,700.00	5,360.23	570.70	2,677.85	339.77	94.04
006 1512 0000 000000 000	STUDENTS - SALE OF TYPE A LUNCHES	132,000.00	123,634.01	17,661.29	61,882.59	8,365.99	93.66
006 1513 0000 000000 000	STUDENTS - SALE OF ALA-CARTE	43,000.00	31,945.56	0.00	13,260.50	11,054.44	74.29
006 1514 0000 000000 000	STUDENTS - SALE OF MILK	1,700.00	1,256.50	0.00	391.50	443.50	73.91
006 1523 0000 000000 000	ADULT - SALE OF ALA CARTE	6,300.00	4,811.90	0.00	1,854.15	1,488.10	76.38
006 1890 0000 000000 000	MISCELLANEOUS - LUNCHES -HEAD START-KNO-HO-CO	300.00	14.00	0.00	0.00	286.00	4.67
006 3213 0000 000000 000	STATE RECEIPTS	5,000.00	4,997.67	0.00	3,264.89	2.33	99.95
006 3219 0000 000000 000	SCHOOL BREAKFAST GRANT	150.00	128.66	128.66	128.66	21.34	85.77
006 4120 0000 000000 000	FEDERAL LUNCH REIMBURSEMENT	200,000.00	160,901.32	25,127.50	88,240.10	39,098.68	80.45

\*\*\* NOTE!! ONLY ACTIVE ACCOUNTS HAVE BEEN SELECTED, TOTALS MAY EXCLUDE AMOUNTS THAT ARE RELATED TO INACTIVE ACCOUNTS. \*\*\*

Date: 05/01/17  
 Time: 3:11 pm

LOUDONVILLE-PERRYSVILLE EX VI  
 Revenue Account Summary  
 SORTED BY FUND-SCC

Page: 5  
 (REVSUM)

Account Number FND RCPT SCC SUBJ OU	Description	FYTD Receivable	FYTD Actual Receipts	MTD Actual Receipts	YTD Actual Receipts	FYTD Balance Receivable	FYTD Percent Received
006 4139 0000 000000 000	FEDERAL BREAKFAST REIMBURSEMENT	37,000.00	28,006.94	4,771.68	16,511.37	8,993.06	75.69
006 5300 0000 000000 000	FOOD SERVICE REFND OF PRIOR YEAR EXPENDITUR	500.00	2,088.75	2,088.75	2,088.75	1,588.75-	417.75
*****TOTAL FOR FUND-SCC 006 0000 (FOOD SERVICES):							
Ex Tr/Ad		431,650.00	363,145.54	50,348.58	190,300.36	68,504.46	84.13
In Tr/Ad		431,650.00	363,145.54	50,348.58	190,300.36	68,504.46	84.13
=====							
007 1890 9001 000000 000	SPECIAL TRUST - 007 YOUNG TRUST	3,000.00	0.00	0.00	0.00	3,000.00	0.00
*****TOTAL FOR FUND-SCC 007 9001 (YOUNG TRUST):							
Ex Tr/Ad		3,000.00	0.00	0.00	0.00	3,000.00	0.00
In Tr/Ad		3,000.00	0.00	0.00	0.00	3,000.00	0.00
=====							
007 1890 9002 000000 000	HUGO H. &MABLE B.YOUNG O/S CITIZEN SCHOLARSH	20,000.00	20,000.00	0.00	0.00	0.00	100.00
*****TOTAL FOR FUND-SCC 007 9002 (HUGO H. & MABEL B. YOUNG O/S CITIZEN SCHOLAR.):							
Ex Tr/Ad		20,000.00	20,000.00	0.00	0.00	0.00	100.00
In Tr/Ad		20,000.00	20,000.00	0.00	0.00	0.00	100.00
=====							
007 1890 9004 000000 000	MILESTONE BENEFITS-STUDENT SCHOLARSHIP FUND	2,000.00	2,000.00	0.00	2,000.00	0.00	100.00
*****TOTAL FOR FUND-SCC 007 9004 (MILESTONE BENEFITS - STUDENT SCHOLARSHIP FUND):							
Ex Tr/Ad		2,000.00	2,000.00	0.00	2,000.00	0.00	100.00
In Tr/Ad		2,000.00	2,000.00	0.00	2,000.00	0.00	100.00
=====							
007 1890 9007 000000 000	HEATHER DERRENBERGER SCHOLARSHIP - LONG LAKE	0.00	500.00	0.00	0.00	500.00-	0.00
*****TOTAL FOR FUND-SCC 007 9007 (HEATHER DERRENBERGER SCHOLARSHIP-LONG LAKE,IN):							
Ex Tr/Ad		0.00	500.00	0.00	0.00	500.00-	0.00
In Tr/Ad		0.00	500.00	0.00	0.00	500.00-	0.00
=====							

\*\*\* NOTE!! ONLY ACTIVE ACCOUNTS HAVE BEEN SELECTED, TOTALS MAY EXCLUDE AMOUNTS THAT ARE RELATED TO INACTIVE ACCOUNTS. \*\*\*

Date: 05/01/17  
 Time: 3:11 pm

LOUDONVILLE-PERRYSVILLE EX VI  
 Revenue Account Summary  
 SORTED BY FUND-SCC

Page: 6  
 (REVSUM)

Account Number FND RCPT SCC SUBJ OU	Description	FYTD Receivable	FYTD Actual Receipts	MTD Actual Receipts	YTD Actual Receipts	FYTD Balance Receivable	FYTD Percent Received
007 1890 9008 000000 000	YEAGER SCHOLARSHIP - SPECIAL TRUST	1,000.00	1,000.00	0.00	1,000.00	0.00	100.00
*****TOTAL FOR FUND-SCC 007 9008 (YEAGER SCHOLARSHIP - SPECIAL TRUST):							
Ex Tr/Ad		1,000.00	1,000.00	0.00	1,000.00	0.00	100.00
In Tr/Ad		1,000.00	1,000.00	0.00	1,000.00	0.00	100.00
=====							
007 1890 9014 000000 004	FRATERNAL ORDER OF EAGLES SCHOLARSHIP	3,000.00	4,000.00	0.00	4,000.00	1,000.00-	133.33
*****TOTAL FOR FUND-SCC 007 9014 (FRATERNAL ORDER OF EAGLES SCHOLARSHIP):							
Ex Tr/Ad		3,000.00	4,000.00	0.00	4,000.00	1,000.00-	133.33
In Tr/Ad		3,000.00	4,000.00	0.00	4,000.00	1,000.00-	133.33
=====							
007 1890 9813 000000 002	TEACHERS STUDY LOUNGE-BUDD	200.00	142.00	0.00	20.00	58.00	71.00
*****TOTAL FOR FUND-SCC 007 9813 (C.E. BUDD TEACHER'S LOUNGE):							
Ex Tr/Ad		200.00	142.00	0.00	20.00	58.00	71.00
In Tr/Ad		200.00	142.00	0.00	20.00	58.00	71.00
=====							
007 1890 9814 000000 004	TEACHERS STUDY LOUNGE-HIGH SCHOOL	500.00	314.39	38.42	154.87	185.61	62.88
*****TOTAL FOR FUND-SCC 007 9814 (TEACHERS STUDY LOUNGE-HIGH SCHOOL):							
Ex Tr/Ad		500.00	314.39	38.42	154.87	185.61	62.88
In Tr/Ad		500.00	314.39	38.42	154.87	185.61	62.88
=====							
009 1710 0000 000000 000	SALE OF SUPPLIES	6,000.00	498.57	77.00	256.22	5,501.43	8.31
*****TOTAL FOR FUND-SCC 009 0000 (UNIFORM SUPPLIES):							
Ex Tr/Ad		6,000.00	498.57	77.00	256.22	5,501.43	8.31
In Tr/Ad		6,000.00	498.57	77.00	256.22	5,501.43	8.31
=====							
014 1229 9021 000000 021	MYA TUITION	850,000.00	428,461.91	4,002.24	218,876.34	421,538.09	50.41

\*\*\* NOTE!! ONLY ACTIVE ACCOUNTS HAVE BEEN SELECTED, TOTALS MAY EXCLUDE AMOUNTS THAT ARE RELATED TO INACTIVE ACCOUNTS. \*\*\*

LOUDONVILLE-PERRYSVILLE EX VI  
 Revenue Account Summary  
 SORTED BY FUND-SCC

Account Number FND RCPT SCC SUBJ OU	Description	FYTD Receivable	FYTD Actual Receipts	MTD Actual Receipts	YTD Actual Receipts	FYTD Balance Receivable	FYTD Percent Received
*****TOTAL FOR FUND-SCC 014 9021 (MOHICAN YOUTH ACADEMY):							
Ex Tr/Ad		850,000.00	428,461.91	4,002.24	218,876.34	421,538.09	50.41
In Tr/Ad		850,000.00	428,461.91	4,002.24	218,876.34	421,538.09	50.41
=====							
018 1626 9801 000000 003	ADMISSIONS-PERRYSVILLE	1,200.00	497.31	48.00	398.06	702.69	41.44
*****TOTAL FOR FUND-SCC 018 9801 (PUBLIC SCHOOL SUPPORT FUND-PERRYSVILLE):							
Ex Tr/Ad		1,200.00	497.31	48.00	398.06	702.69	41.44
In Tr/Ad		1,200.00	497.31	48.00	398.06	702.69	41.44
=====							
018 1626 9802 000000 001	ADMISSIONS-MCMULLEN	14,000.00	2,608.75	4,644.12-	2,531.78-	11,391.25	18.63
*****TOTAL FOR FUND-SCC 018 9802 (PUBLIC SCHOOL SUPPORT FUND-MCMULLEN):							
Ex Tr/Ad		14,000.00	2,608.75	4,644.12-	2,531.78-	11,391.25	18.63
In Tr/Ad		14,000.00	2,608.75	4,644.12-	2,531.78-	11,391.25	18.63
=====							
018 1626 9803 000000 002	ADMISSIONS-BUDD	2,728.00	2,481.52	306.00	1,920.10	246.48	90.96
018 1626 9803 000000 602	MOHICAN OUT-DOOR-SCHOOL - C.E.BUDD	1,920.00	0.00	0.00	0.00	1,920.00	0.00
*****TOTAL FOR FUND-SCC 018 9803 (PUBLIC SCHOOL SUPPORT FUND-BUDD):							
Ex Tr/Ad		4,648.00	2,481.52	306.00	1,920.10	2,166.48	53.39
In Tr/Ad		4,648.00	2,481.52	306.00	1,920.10	2,166.48	53.39
=====							
018 1626 9804 000000 004	SALES - HIGH SCHOOL	0.00	2,456.50	0.00	250.00	2,456.50-	0.00
018 5100 9804 000000 004	TRANSFER IN- 018 - H/S	3,300.00	0.00	0.00	0.00	3,300.00	0.00
*****TOTAL FOR FUND-SCC 018 9804 (PUBLIC SCHOOL SUPPORT FUND-HIGH SCHOOL):							
Ex Tr/Ad		0.00	2,456.50	0.00	250.00	2,456.50-	0.00
In Tr/Ad		3,300.00	2,456.50	0.00	250.00	843.50	74.44
=====							

\*\*\* NOTE!! ONLY ACTIVE ACCOUNTS HAVE BEEN SELECTED, TOTALS MAY EXCLUDE AMOUNTS THAT ARE RELATED TO INACTIVE ACCOUNTS. \*\*\*

Date: 05/01/17  
 Time: 3:11 pm

LOUDONVILLE-PERRYSVILLE EX VI  
 Revenue Account Summary  
 SORTED BY FUND-SCC

Page: 8  
 (REVSUM)

Account Number FND RCPT SCC SUBJ OU	Description	FYTD Receivable	FYTD Actual Receipts	MTD Actual Receipts	YTD Actual Receipts	FYTD Balance Receivable	FYTD Percent Received
019 1820 9203 000000 000	FIRST PRESBYTERIAN CHURCH: SCHOOL SUP DONATE	600.00	0.00	0.00	0.00	600.00	0.00
*****TOTAL FOR FUND-SCC 019 9203 (FIRST PRESBYTERIAN CHURCH: SCHOOL SUPPLIES):							
Ex Tr/Ad		600.00	0.00	0.00	0.00	600.00	0.00
In Tr/Ad		600.00	0.00	0.00	0.00	600.00	0.00
=====							
019 1820 9401 000000 004	HUGO & MABEL YOUNG: IB SCHOOL FEES	800.00	0.00	0.00	0.00	800.00	0.00
*****TOTAL FOR FUND-SCC 019 9401 (HUGO & MABEL YOUNG FOUNDATION: IB SCHOOL FEES):							
Ex Tr/Ad		800.00	0.00	0.00	0.00	800.00	0.00
In Tr/Ad		800.00	0.00	0.00	0.00	800.00	0.00
=====							
019 1820 9508 000000 000	MOHICAN AREA COMM FUND: EXTRA CURRICULARS	1,500.00	3,000.00	0.00	1,500.00	1,500.00-	200.00
*****TOTAL FOR FUND-SCC 019 9508 (MOHICAN AREA COMMUNITY FUND: EXTRA CURRICULAR):							
Ex Tr/Ad		1,500.00	3,000.00	0.00	1,500.00	1,500.00-	200.00
In Tr/Ad		1,500.00	3,000.00	0.00	1,500.00	1,500.00-	200.00
=====							
019 1820 9701 000000 002	MARTHA HOLDEN JENNINGS: CATES GRANT	2,740.00	2,740.00	0.00	0.00	0.00	100.00
*****TOTAL FOR FUND-SCC 019 9701 (MARTHA HOLDEN JENNINGS: CATES GRANT):							
Ex Tr/Ad		2,740.00	2,740.00	0.00	0.00	0.00	100.00
In Tr/Ad		2,740.00	2,740.00	0.00	0.00	0.00	100.00
=====							
019 1820 9702 000000 000	L-P FOUNDATION	10,345.00	10,345.00	0.00	0.00	0.00	100.00
*****TOTAL FOR FUND-SCC 019 9702 (L-P ENDOWMENT FUND):							
Ex Tr/Ad		10,345.00	10,345.00	0.00	0.00	0.00	100.00
In Tr/Ad		10,345.00	10,345.00	0.00	0.00	0.00	100.00
=====							
019 1820 9703 000000 004	ACCF GRANT: CARNEGIE LHS	750.00	750.00	0.00	0.00	0.00	100.00

\*\*\* NOTE!! ONLY ACTIVE ACCOUNTS HAVE BEEN SELECTED, TOTALS MAY EXCLUDE AMOUNTS THAT ARE RELATED TO INACTIVE ACCOUNTS. \*\*\*

LOUDONVILLE-PERRYVILLE EX VI  
 Revenue Account Summary  
 SORTED BY FUND-SCC

Account Number FND RCPT SCC SUBJ OU	Description	FYTD Receivable	FYTD Actual Receipts	MTD Actual Receipts	YTD Actual Receipts	FYTD Balance Receivable	FYTD Percent Received
*****TOTAL FOR FUND-SCC 019 9703 (ACCF GRANT: CARNEGIE):							
Ex Tr/Ad		750.00	750.00	0.00	0.00	0.00	100.00
In Tr/Ad		750.00	750.00	0.00	0.00	0.00	100.00
=====							
019 1820 9704 000000 002	PLAN FOR RESPONSIBLE CITIZENSHIP DEVELOPMENT	5,446.80	5,446.80	0.00	0.00	0.00	100.00
*****TOTAL FOR FUND-SCC 019 9704 (PLAN FOR RESPONSIBLE CITIZENSHIP GRANT):							
Ex Tr/Ad		5,446.80	5,446.80	0.00	0.00	0.00	100.00
In Tr/Ad		5,446.80	5,446.80	0.00	0.00	0.00	100.00
=====							
019 1820 9705 000000 000	POMERENE GRANT: STEM	6,020.87	6,020.87	6,020.87	6,020.87	0.00	100.00
*****TOTAL FOR FUND-SCC 019 9705 (POMERENE GRANT: STEM):							
Ex Tr/Ad		6,020.87	6,020.87	6,020.87	6,020.87	0.00	100.00
In Tr/Ad		6,020.87	6,020.87	6,020.87	6,020.87	0.00	100.00
=====							
022 1625 9501 000000 832	OHSAA GIRLS BBALL TOURNAMENT REVENUE	4,138.00	4,138.00	0.00	4,138.00	0.00	100.00
022 1625 9501 000000 890	OHSAA SOCCER TOURNAMENT REVENUE	2,464.00	2,464.00	0.00	0.00	0.00	100.00
*****TOTAL FOR FUND-SCC 022 9501 (OHSAA TOURNAMENT GAME):							
Ex Tr/Ad		6,602.00	6,602.00	0.00	4,138.00	0.00	100.00
In Tr/Ad		6,602.00	6,602.00	0.00	4,138.00	0.00	100.00
=====							
024 1872 0000 000000 000	EMPLOYEE HEALTH BENEFITS - SELF INSURANCE	2,500,000.00	1,969,216.67	218,093.27	861,253.49	530,783.33	78.77
*****TOTAL FOR FUND-SCC 024 0000 (EMPLOYEE HEALTH BENEFITS - SELF-INSURANCE):							
Ex Tr/Ad		2,500,000.00	1,969,216.67	218,093.27	861,253.49	530,783.33	78.77
In Tr/Ad		2,500,000.00	1,969,216.67	218,093.27	861,253.49	530,783.33	78.77
=====							
200 1632 921A 000000 004	FOREIGN LANGUAGE - DUES / FEES	100.00	0.00	0.00	0.00	100.00	0.00

\*\*\* NOTE!! ONLY ACTIVE ACCOUNTS HAVE BEEN SELECTED, TOTALS MAY EXCLUDE AMOUNTS THAT ARE RELATED TO INACTIVE ACCOUNTS. \*\*\*

LOUDONVILLE-PERRYVILLE EX VI  
 Revenue Account Summary  
 SORTED BY FUND-SCC

Account Number FND RCPT SCC SUBJ OU	Description	FYTD Receivable	FYTD Actual Receipts	MTD Actual Receipts	YTD Actual Receipts	FYTD Balance Receivable	FYTD Percent Received
*****TOTAL FOR FUND-SCC 200 921A (FOREIGN LANGUAGE CLUB):							
Ex Tr/Ad		100.00	0.00	0.00	0.00	100.00	0.00
In Tr/Ad		100.00	0.00	0.00	0.00	100.00	0.00
=====							
200 1623 933A 000000 004	F.F.A. - SALES	34,230.00	7,095.24	30.00	1,408.32	27,134.76	20.73
200 1633 933A 000000 004	F.F.A. - DUES AND FEES	0.00	1,840.00	620.00	695.00	1,840.00-	0.00
*****TOTAL FOR FUND-SCC 200 933A (F.F.A.):							
Ex Tr/Ad		34,230.00	8,935.24	650.00	2,103.32	25,294.76	26.10
In Tr/Ad		34,230.00	8,935.24	650.00	2,103.32	25,294.76	26.10
=====							
200 1625 943A 000000 004	DANCE TEAM - SALES	1,002.00	621.00	0.00	0.00	381.00	61.98
*****TOTAL FOR FUND-SCC 200 943A (DANCE TEAM):							
Ex Tr/Ad		1,002.00	621.00	0.00	0.00	381.00	61.98
In Tr/Ad		1,002.00	621.00	0.00	0.00	381.00	61.98
=====							
200 1626 961A 000000 004	STUDENT COUNCIL - SALES	1,225.00	0.00	0.00	0.00	1,225.00	0.00
*****TOTAL FOR FUND-SCC 200 961A (STUDENT COUNCIL):							
Ex Tr/Ad		1,225.00	0.00	0.00	0.00	1,225.00	0.00
In Tr/Ad		1,225.00	0.00	0.00	0.00	1,225.00	0.00
=====							
200 1616 961B 000000 003	JR. HIGH STUDENT COUNCIL-P.V. - ADMISSIONS	750.00	0.00	0.00	0.00	750.00	0.00
200 1626 961B 000000 003	P.V. JR. HIGH STUDENT COUNCIL - SALES	0.00	269.00	0.00	0.00	269.00-	0.00
*****TOTAL FOR FUND-SCC 200 961B (JR. HIGH STUDENT COUNCIL-PERRYVILLE):							
Ex Tr/Ad		750.00	269.00	0.00	0.00	481.00	35.87
In Tr/Ad		750.00	269.00	0.00	0.00	481.00	35.87
=====							

\*\*\* NOTE!! ONLY ACTIVE ACCOUNTS HAVE BEEN SELECTED, TOTALS MAY EXCLUDE AMOUNTS THAT ARE RELATED TO INACTIVE ACCOUNTS. \*\*\*



Date: 05/01/17  
 Time: 3:11 pm

LOUDONVILLE-PERRYSVILLE EX VI  
 Revenue Account Summary  
 SORTED BY FUND-SCC

Page: 11  
 (REVSUM)

Account Number FND RCPT SCC SUBJ OU	Description	FYTD Receivable	FYTD Actual Receipts	MTD Actual Receipts	YTD Actual Receipts	FYTD Balance Receivable	FYTD Percent Received
200 1626 962A 000000 004	ACADEMIC CHALLENGE - SALES	500.00	400.00	0.00	0.00	100.00	80.00
*****TOTAL FOR FUND-SCC 200 962A (ACADEMIC CHALLENGE):							
Ex Tr/Ad		500.00	400.00	0.00	0.00	100.00	80.00
In Tr/Ad		500.00	400.00	0.00	0.00	100.00	80.00
=====							
200 1626 965A 000000 004	T.I. (TEEN INSTITUTE) - SALES	200.00	0.00	0.00	0.00	200.00	0.00
*****TOTAL FOR FUND-SCC 200 965A (T.I.):							
Ex Tr/Ad		200.00	0.00	0.00	0.00	200.00	0.00
In Tr/Ad		200.00	0.00	0.00	0.00	200.00	0.00
=====							
200 1626 966A 000000 004	COUNCIL FOR EXCEPTIONAL CHILDREN-C.E.C.CLUB	1,100.00	845.50	0.00	0.00	254.50	76.86
*****TOTAL FOR FUND-SCC 200 966A (COUNCIL FOR EXCEPTIONAL CHILDREN-C.E.C. CLUB):							
Ex Tr/Ad		1,100.00	845.50	0.00	0.00	254.50	76.86
In Tr/Ad		1,100.00	845.50	0.00	0.00	254.50	76.86
=====							
200 1636 967K 000000 004	CLASS OF 2016: DUES & FEES	0.00	7.00	0.00	0.00	7.00-	0.00
*****TOTAL FOR FUND-SCC 200 967K (CLASS OF 2016):							
Ex Tr/Ad		0.00	7.00	0.00	0.00	7.00-	0.00
In Tr/Ad		0.00	7.00	0.00	0.00	7.00-	0.00
=====							
200 1636 967L 000000 004	CLASS OF 2017: DUES & FEES	2,350.00	1,200.00	76.00	321.00	1,150.00	51.06
*****TOTAL FOR FUND-SCC 200 967L (CLASS OF 2017):							
Ex Tr/Ad		2,350.00	1,200.00	76.00	321.00	1,150.00	51.06
In Tr/Ad		2,350.00	1,200.00	76.00	321.00	1,150.00	51.06
=====							
200 1636 967M 000000 004	CLASS OF 2018: DUES & FEES	630.00	305.00	14.00	119.00	325.00	48.41

\*\*\* NOTE!! ONLY ACTIVE ACCOUNTS HAVE BEEN SELECTED, TOTALS MAY EXCLUDE AMOUNTS THAT ARE RELATED TO INACTIVE ACCOUNTS. \*\*\*

LOUDONVILLE-PERRYSVILLE EX VI  
 Revenue Account Summary  
 SORTED BY FUND-SCC

Account Number FND RCPT SCC SUBJ OU	Description	FYTD Receivable	FYTD Actual Receipts	MTD Actual Receipts	YTD Actual Receipts	FYTD Balance Receivable	FYTD Percent Received
*****TOTAL FOR FUND-SCC 200 967M (CLASS OF 2018):							
Ex Tr/Ad		630.00	305.00	14.00	119.00	325.00	48.41
In Tr/Ad		630.00	305.00	14.00	119.00	325.00	48.41
=====							
200 1636 967N 000000 004	CLASS OF 2019: DUES & FEES	728.00	276.50	21.00	122.50	451.50	37.98
*****TOTAL FOR FUND-SCC 200 967N (CLASS OF 2019):							
Ex Tr/Ad		728.00	276.50	21.00	122.50	451.50	37.98
In Tr/Ad		728.00	276.50	21.00	122.50	451.50	37.98
=====							
200 1636 967O 000000 004	CLASS OF 2020: DUES & FEES	200.00	300.00	28.00	105.00	100.00-	150.00
*****TOTAL FOR FUND-SCC 200 967O (CLASS OF 2020):							
Ex Tr/Ad		200.00	300.00	28.00	105.00	100.00-	150.00
In Tr/Ad		200.00	300.00	28.00	105.00	100.00-	150.00
=====							
200 1621 969A 000000 004	REDBIRD - SALES	100.00	178.00	10.00	138.00	78.00-	178.00
*****TOTAL FOR FUND-SCC 200 969A (REDBIRD):							
Ex Tr/Ad		100.00	178.00	10.00	138.00	78.00-	178.00
In Tr/Ad		100.00	178.00	10.00	138.00	78.00-	178.00
=====							
200 1627 971A 000000 004	HONOR SOCIETY - SALES	1,750.00	2,207.00	0.00	0.00	457.00-	126.11
*****TOTAL FOR FUND-SCC 200 971A (HONOR SOCIETY):							
Ex Tr/Ad		1,750.00	2,207.00	0.00	0.00	457.00-	126.11
In Tr/Ad		1,750.00	2,207.00	0.00	0.00	457.00-	126.11
=====							
200 1627 973A 000000 004	LEO CLUB - SALES	3,500.00	1,696.00	40.00	210.00	1,804.00	48.46

\*\*\* NOTE!! ONLY ACTIVE ACCOUNTS HAVE BEEN SELECTED, TOTALS MAY EXCLUDE AMOUNTS THAT ARE RELATED TO INACTIVE ACCOUNTS. \*\*\*

LOUDONVILLE-PERRYSVILLE EX VI  
 Revenue Account Summary  
 SORTED BY FUND-SCC

Account Number FND RCPT SCC SUBJ OU	Description	FYTD Receivable	FYTD Actual Receipts	MTD Actual Receipts	YTD Actual Receipts	FYTD Balance Receivable	FYTD Percent Received
*****TOTAL FOR FUND-SCC 200 973A (LEO CLUB):							
Ex Tr/Ad		3,500.00	1,696.00	40.00	210.00	1,804.00	48.46
In Tr/Ad		3,500.00	1,696.00	40.00	210.00	1,804.00	48.46
=====							
200 1623 975A 000000 004	JOB SKILLS GROUP: REVENUE	1,100.00	783.50	0.00	172.13	316.50	71.23
*****TOTAL FOR FUND-SCC 200 975A (JOB SKILLS GROUP LHS):							
Ex Tr/Ad		1,100.00	783.50	0.00	172.13	316.50	71.23
In Tr/Ad		1,100.00	783.50	0.00	172.13	316.50	71.23
=====							
200 1616 976A 000000 004	PROM FUND: TICKET SALES	2,900.00	1,244.00	222.00	1,244.00	1,656.00	42.90
*****TOTAL FOR FUND-SCC 200 976A (LHS PROM FUND):							
Ex Tr/Ad		2,900.00	1,244.00	222.00	1,244.00	1,656.00	42.90
In Tr/Ad		2,900.00	1,244.00	222.00	1,244.00	1,656.00	42.90
=====							
200 1690 977A 000000 004	ROBOTICS TEAM: DONATIONS & OTHER	2,000.00	2,714.00	1,289.00	1,714.00	714.00-	135.70
*****TOTAL FOR FUND-SCC 200 977A (LHS ROBOTICS TEAM FUND):							
Ex Tr/Ad		2,000.00	2,714.00	1,289.00	1,714.00	714.00-	135.70
In Tr/Ad		2,000.00	2,714.00	1,289.00	1,714.00	714.00-	135.70
=====							
300 1621 913A 000000 004	DRAMA CLUB - SALES	1,700.00	937.00	0.00	0.00	763.00	55.12
*****TOTAL FOR FUND-SCC 300 913A (DRAMA CLUB):							
Ex Tr/Ad		1,700.00	937.00	0.00	0.00	763.00	55.12
In Tr/Ad		1,700.00	937.00	0.00	0.00	763.00	55.12
=====							
300 1624 940A 000000 746	BAND - HIGH SCHOOL	210.00	110.00	0.00	0.00	100.00	52.38
300 1624 940A 000000 748	VOCAL-HS	4,700.00	0.00	0.00	0.00	4,700.00	0.00

\*\*\* NOTE!! ONLY ACTIVE ACCOUNTS HAVE BEEN SELECTED, TOTALS MAY EXCLUDE AMOUNTS THAT ARE RELATED TO INACTIVE ACCOUNTS. \*\*\*

Date: 05/01/17  
 Time: 3:11 pm

LOUDONVILLE-PERRYVILLE EX VI  
 Revenue Account Summary  
 SORTED BY FUND-SCC

Page: 14  
 (REVSUM)

Account Number FND RCPT SCC SUBJ OU	Description	FYTD Receivable	FYTD Actual Receipts	MTD Actual Receipts	YTD Actual Receipts	FYTD Balance Receivable	FYTD Percent Received
300 1624 940A 000000 749	VOCAL/BAND - LHS MUSICAL	5,400.00	9,616.00	0.00	9,616.00	4,216.00-	178.07
*****TOTAL FOR FUND-SCC 300 940A (MUSIC DEPARTMENT):							
Ex Tr/Ad		10,310.00	9,726.00	0.00	9,616.00	584.00	94.34
In Tr/Ad		10,310.00	9,726.00	0.00	9,616.00	584.00	94.34
=====							
300 1625 950A 000000 800	ATHLETIC DEPARTMENT - DONATIONS	7,000.00	54.39	0.00	0.00	6,945.61	0.78
300 1625 950A 000000 811	ADMISSIONS-BOYS BASEBALL	500.00	440.00	160.00	440.00	60.00	88.00
300 1625 950A 000000 812	ADMISSIONS-BOYS BASKETBALL	18,000.00	21,274.95	15.00	10,228.95	3,274.95-	118.19
300 1625 950A 000000 816	FOOTBALL - HS	30,000.00	30,123.50	0.00	140.00	123.50-	100.41
300 1625 950A 000000 827	ADMISSIONS-TRACK	7,000.00	4,974.25	4,194.25	4,344.25	2,025.75	71.06
300 1625 950A 000000 828	ADMISSIONS-WRESTLING	5,000.00	12,948.00	11,202.00	12,410.00	7,948.00-	258.96
300 1625 950A 000000 832	ADMISSIONS-GIRLS BASKETBALL	10,000.00	12,230.00	0.00	6,167.00	2,230.00-	122.30
300 1625 950A 000000 835	ATHLETIC - VOLLEYBALL - HS	3,000.00	3,216.20	0.00	0.00	216.20-	107.21
300 1625 950A 000000 855	CHEERLEADING - H/S	3,000.00	1,305.00	0.00	0.00	1,695.00	43.50
300 1625 950A 000000 890	ATHLETIC: SOCCER - ADMISSIONS	6,000.00	7,248.00	0.00	100.00	1,248.00-	120.80
300 1933 950A 000000 004	SALE OF PROPERTY - ATHLETICS	0.00	1,200.00	0.00	0.00	1,200.00-	0.00
*****TOTAL FOR FUND-SCC 300 950A (ATHLETIC FUND - HIGH SCHOOL):							
Ex Tr/Ad		89,500.00	95,014.29	15,571.25	33,830.20	5,514.29-	106.16
In Tr/Ad		89,500.00	95,014.29	15,571.25	33,830.20	5,514.29-	106.16
=====							

\*\*\* NOTE!! ONLY ACTIVE ACCOUNTS HAVE BEEN SELECTED, TOTALS MAY EXCLUDE AMOUNTS THAT ARE RELATED TO INACTIVE ACCOUNTS. \*\*\*

Date: 05/01/17  
 Time: 3:11 pm

LOUDONVILLE-PERRYSVILLE EX VI  
 Revenue Account Summary  
 SORTED BY FUND-SCC

Page: 15  
 (REVSUM)

Account Number FND RCPT SCC SUBJ OU	Description	FYTD Receivable	FYTD Actual Receipts	MTD Actual Receipts	YTD Actual Receipts	FYTD Balance Receivable	FYTD Percent Received
300 1625 950B 000000 003	ATHLETIC FUND - PERRYSVILLE JUNIOR HIGH	12,000.00	16,928.00	5,132.00	9,856.00	4,928.00-	141.07
*****TOTAL FOR FUND-SCC 300 950B (ATHLETIC FUND - PERRYSVILLE JUNIOR HIGH):							
Ex Tr/Ad		12,000.00	16,928.00	5,132.00	9,856.00	4,928.00-	141.07
In Tr/Ad		12,000.00	16,928.00	5,132.00	9,856.00	4,928.00-	141.07
=====							
300 1626 968A 000000 004	YEARBOOK	5,000.00	565.00	250.00	250.00	4,435.00	11.30
*****TOTAL FOR FUND-SCC 300 968A (YEARBOOK FUND HIGH SCHOOL):							
Ex Tr/Ad		5,000.00	565.00	250.00	250.00	4,435.00	11.30
In Tr/Ad		5,000.00	565.00	250.00	250.00	4,435.00	11.30
=====							
451 3219 9117 000000 000	ONEnet PUBLIC COMMUNICATIONS SUBSIDY	7,200.00	7,200.00	0.00	3,600.00	0.00	100.00
*****TOTAL FOR FUND-SCC 451 9117 (ONENET PUBLIC COMMUNICATIONS SUBSIDY - FY17):							
Ex Tr/Ad		7,200.00	7,200.00	0.00	3,600.00	0.00	100.00
In Tr/Ad		7,200.00	7,200.00	0.00	3,600.00	0.00	100.00
=====							
461 3110 9116 000000 000	HIGH SCHOOLS THAT WORK GRANT	1,509.24	1,509.24	0.00	0.00	0.00	100.00
*****TOTAL FOR FUND-SCC 461 9116 (HSTW GRANT FY2016):							
Ex Tr/Ad		1,509.24	1,509.24	0.00	0.00	0.00	100.00
In Tr/Ad		1,509.24	1,509.24	0.00	0.00	0.00	100.00
=====							
461 3110 9117 000000 000	HIGH SCHOOLS THAT WORK GRANT	6,000.00	5,400.00	0.00	1,204.06	600.00	90.00
*****TOTAL FOR FUND-SCC 461 9117 (HSTW GRANT FY2017):							
Ex Tr/Ad		6,000.00	5,400.00	0.00	1,204.06	600.00	90.00
In Tr/Ad		6,000.00	5,400.00	0.00	1,204.06	600.00	90.00
=====							
466 3110 9117 000000 595	STRAIGHT A GRANT NORTHWESTERN	51,500.00	11,074.06	0.00	10,192.18	40,425.94	21.50

\*\*\* NOTE!! ONLY ACTIVE ACCOUNTS HAVE BEEN SELECTED, TOTALS MAY EXCLUDE AMOUNTS THAT ARE RELATED TO INACTIVE ACCOUNTS. \*\*\*

LOUDONVILLE-PERRYSVILLE EX VI  
 Revenue Account Summary  
 SORTED BY FUND-SCC

Account Number FND RCPT SCC SUBJ OU	Description	FYTD Receivable	FYTD Actual Receipts	MTD Actual Receipts	YTD Actual Receipts	FYTD Balance Receivable	FYTD Percent Received
*****TOTAL FOR FUND-SCC 466 9117 (STRAIGHT A GRANT NORTHWESTERN):							
Ex Tr/Ad		51,500.00	11,074.06	0.00	10,192.18	40,425.94	21.50
In Tr/Ad		51,500.00	11,074.06	0.00	10,192.18	40,425.94	21.50
=====							
516 4220 9116 000000 000	IDEA-B: SPECIAL EDUCATION	47,356.07	47,356.07	0.00	0.00	0.00	100.00
*****TOTAL FOR FUND-SCC 516 9116 (IDEA-B SPECIAL EDUCATION FY2016):							
Ex Tr/Ad		47,356.07	47,356.07	0.00	0.00	0.00	100.00
In Tr/Ad		47,356.07	47,356.07	0.00	0.00	0.00	100.00
=====							
516 4220 9117 000000 000	IDEA-B: SPECIAL EDUCATION	240,877.71	149,434.71	27,341.08	84,957.95	91,443.00	62.04
*****TOTAL FOR FUND-SCC 516 9117 (IDEA-B SPECIAL EDUCATION FY2017):							
Ex Tr/Ad		240,877.71	149,434.71	27,341.08	84,957.95	91,443.00	62.04
In Tr/Ad		240,877.71	149,434.71	27,341.08	84,957.95	91,443.00	62.04
=====							
536 4220 9116 000000 000	TITLE I SCHOOL IMPROVEMENT GRANT	3,752.69	3,752.69	0.00	0.00	0.00	100.00
*****TOTAL FOR FUND-SCC 536 9116 (TITLE I SCHOOL IMPROVEMENT GRANT FY16):							
Ex Tr/Ad		3,752.69	3,752.69	0.00	0.00	0.00	100.00
In Tr/Ad		3,752.69	3,752.69	0.00	0.00	0.00	100.00
=====							
572 4220 9116 000000 000	TITLE I	83,064.04	83,064.04	0.00	0.00	0.00	100.00
*****TOTAL FOR FUND-SCC 572 9116 (TITLE I: FY16):							
Ex Tr/Ad		83,064.04	83,064.04	0.00	0.00	0.00	100.00
In Tr/Ad		83,064.04	83,064.04	0.00	0.00	0.00	100.00
=====							
572 4220 9117 000000 000	TITLE I	349,687.50	201,939.53	36,968.22	114,696.38	147,747.97	57.75

\*\*\* NOTE!! ONLY ACTIVE ACCOUNTS HAVE BEEN SELECTED, TOTALS MAY EXCLUDE AMOUNTS THAT ARE RELATED TO INACTIVE ACCOUNTS. \*\*\*

LOUDONVILLE-PERRYSVILLE EX VI  
 Revenue Account Summary  
 SORTED BY FUND-SCC

Account Number FND RCPT SCC SUBJ OU	Description	FYTD Receivable	FYTD Actual Receipts	MTD Actual Receipts	YTD Actual Receipts	FYTD Balance Receivable	FYTD Percent Received
*****TOTAL FOR FUND-SCC 572 9117 (TITLE I: FY17):							
Ex Tr/Ad		349,687.50	201,939.53	36,968.22	114,696.38	147,747.97	57.75
In Tr/Ad		349,687.50	201,939.53	36,968.22	114,696.38	147,747.97	57.75
=====							
572 4220 9216 000000 021	TITLE I-D MYA	18,335.64	18,335.64	0.00	0.00	0.00	100.00
*****TOTAL FOR FUND-SCC 572 9216 (TITLE I - D MYA FY16):							
Ex Tr/Ad		18,335.64	18,335.64	0.00	0.00	0.00	100.00
In Tr/Ad		18,335.64	18,335.64	0.00	0.00	0.00	100.00
=====							
572 4220 9217 000000 021	TITLE I-D MYA	130,628.57	63,561.60	16,796.16	36,280.67	67,066.97	48.66
*****TOTAL FOR FUND-SCC 572 9217 (TITLE I - D MYA FY17):							
Ex Tr/Ad		130,628.57	63,561.60	16,796.16	36,280.67	67,066.97	48.66
In Tr/Ad		130,628.57	63,561.60	16,796.16	36,280.67	67,066.97	48.66
=====							
590 4220 9116 000000 000	TITLE II-A: IMPROV. TEACHING QUALITY	7,781.09	7,781.09	0.00	0.00	0.00	100.00
*****TOTAL FOR FUND-SCC 590 9116 (TITLE II-A: IMPROVING TEACH. QUALITY - FY16):							
Ex Tr/Ad		7,781.09	7,781.09	0.00	0.00	0.00	100.00
In Tr/Ad		7,781.09	7,781.09	0.00	0.00	0.00	100.00
=====							
590 4220 9117 000000 000	TITLE II-A: IMPROV. TEACHING QUALITY	39,557.40	24,759.88	4,640.79	13,927.77	14,797.52	62.59
*****TOTAL FOR FUND-SCC 590 9117 (TITLE II-A: IMPROVING TEACH. QUALITY - FY17):							
Ex Tr/Ad		39,557.40	24,759.88	4,640.79	13,927.77	14,797.52	62.59
In Tr/Ad		39,557.40	24,759.88	4,640.79	13,927.77	14,797.52	62.59
=====							
599 4220 9116 000000 000	TITLE VI-B RURAL & LOW INCOME	14,530.62	14,530.62	0.00	0.00	0.00	100.00

\*\*\* NOTE!! ONLY ACTIVE ACCOUNTS HAVE BEEN SELECTED, TOTALS MAY EXCLUDE AMOUNTS THAT ARE RELATED TO INACTIVE ACCOUNTS. \*\*\*

Date: 05/01/17  
 Time: 3:11 pm

LOUDONVILLE-PERRYSVILLE EX VI  
 Revenue Account Summary  
 SORTED BY FUND-SCC

Page: 18  
 (REVSUM)

Account Number FND RCPT SCC SUBJ OU	Description	FYTD Receivable	FYTD Actual Receipts	MTD Actual Receipts	YTD Actual Receipts	FYTD Balance Receivable	FYTD Percent Received
*****TOTAL FOR FUND-SCC 599 9116 (TITLE VI-B RURAL & LOW INCOME FY16):							
Ex Tr/Ad		14,530.62	14,530.62	0.00	0.00	0.00	100.00
In Tr/Ad		14,530.62	14,530.62	0.00	0.00	0.00	100.00
=====							
599 4220 9117 000000 000	TITLE VI-B RURAL & LOW INCOME	4,423.71	0.00	0.00	0.00	4,423.71	0.00
*****TOTAL FOR FUND-SCC 599 9117 (TITLE VI-B RURAL & LOW INCOME FY17):							
Ex Tr/Ad		4,423.71	0.00	0.00	0.00	4,423.71	0.00
In Tr/Ad		4,423.71	0.00	0.00	0.00	4,423.71	0.00
=====							
*****GRAND TOTALS:							
Ex Tr/Ad		19,042,462.40	16,259,945.39	2,575,515.75	7,555,536.24	2,782,517.01	85.39
In Tr/Ad		19,099,189.07	16,313,372.06	2,575,515.75	7,555,536.24	2,785,817.01	85.41
=====							

\*\*\* NOTE!! ONLY ACTIVE ACCOUNTS HAVE BEEN SELECTED, TOTALS MAY EXCLUDE AMOUNTS THAT ARE RELATED TO INACTIVE ACCOUNTS. \*\*\*



Date: 05/01/2017  
Time: 3:12 pm

LOUDONVILLE-PERRYSVILLE EX VI  
SORT BY CHECK NUMBER  
CHECK DATES BETWEEN 04/01/2017 AND 04/30/2017  
WARRANT, REFUND, MEMO CHECKS

Page: 1  
(CHEKPY)

CHECK	TYPE	DATE	VENDOR	VENDOR	STATUS/DATE	BANK CODE	CHECK AMOUNT
087220	B	03/06/2017	DEVIN BAILEY PARENT OF HUNTER/CLARISSA	004626	VOID: 04/17/2017		34.71
087396	W	04/05/2017	BETH RING	000021	RECONCILED:04/30/2017		80.25
087397	W	04/05/2017	JOHN MILLER	000066	RECONCILED:04/30/2017		100.95
087398	W	04/05/2017	LORI ALLENBAUGH	000171	RECONCILED:04/30/2017		53.50
087399	W	04/05/2017	BEVERLY BILGER	000181	RECONCILED:04/30/2017		26.75
087400	W	04/05/2017	BAKER VEHICLE SYSTEMS	000329	RECONCILED:04/30/2017		29.26
087401	W	04/05/2017	FELTY-HEINLEN ARCHITECTS AND PLANNERS INC	000722	RECONCILED:04/30/2017		737.50
087402	W	04/05/2017	DAVID FITZSIMMONS	000734	RECONCILED:04/30/2017		500.00
087403	W	04/05/2017	FOLLETT SCHOOL SOLUTIONS INC	000748			1,263.93
087404	W	04/05/2017	HARRIS AUTOMOTIVE LARRY HARRIS	000911	RECONCILED:04/30/2017		17.28
087405	W	04/05/2017	HOSTETLER ENGINE REPAIR	000940	RECONCILED:04/30/2017		39.00
087406	W	04/05/2017	JOHN R GREEN COMPANY	001051	RECONCILED:04/30/2017		169.67
087407	W	04/05/2017	JONES SCHOOL SUPPLY CO	001085	RECONCILED:04/30/2017		15.25
087408	W	04/05/2017	KIDSLINK NEUROBEHAVIORAL CENTER	001159	RECONCILED:04/30/2017		1,485.00
087409	W	04/05/2017	LOUDONVILLE FARMERS EQUITY CO.	001209	RECONCILED:04/30/2017		72.63
087410	W	04/05/2017	MVD SPORTS & SPECIALTIES	001364	RECONCILED:04/30/2017		941.90
087411	W	04/05/2017	OHIO EDISON COMPANY	001411	RECONCILED:04/30/2017		492.91
087412	W	04/05/2017	PAT CATANS CRAFT CENTER	001524	RECONCILED:04/30/2017		249.05
087413	W	04/05/2017	PRO-ED	001532	RECONCILED:04/30/2017		60.50
087414	W	04/05/2017	RABY HARDWARE	001600	RECONCILED:04/30/2017		77.17
087415	W	04/05/2017	RACHEL WIXEY & ASSOCIATES	001673	RECONCILED:04/30/2017		6,525.29
087416	W	04/05/2017	SNYDER BROTHERS	001720	RECONCILED:04/30/2017		49.89
087417	W	04/05/2017	TRI CO ED. SECRETARIES ASSOC C/O JILL ROHR	001825	RECONCILED:04/30/2017		90.00
087418	W	04/05/2017	TRANSPORTATION ACCESSORIES CO	001839	RECONCILED:04/30/2017		379.30
087419	W	04/05/2017	TIME WARNER CABLE ATTN: HOWARD CLENDENIN	001857	RECONCILED:04/30/2017		109.99
087420	W	04/05/2017	MOHICAN YOUTH ACADEMY	001874	RECONCILED:04/30/2017		18,656.00
087421	W	04/05/2017	TRI COUNTY E S C	001879	RECONCILED:04/30/2017		8,975.00
087422	W	04/05/2017	VILLAGE OF LOUDONVILLE	001923	RECONCILED:04/30/2017		3,010.52
087423	W	04/05/2017	JEFFREY ISENHART	003070	RECONCILED:04/30/2017		50.00
087424	W	04/05/2017	MATTHEW ISENHART	003227	RECONCILED:04/30/2017		50.00
087425	W	04/05/2017	DAVID THOMAS	003282	RECONCILED:04/30/2017		50.00
087426	W	04/05/2017	JOHN HARWELL	003515	RECONCILED:04/30/2017		47.50
087427	W	04/05/2017	GREGORY APPLLEGATE	003672	RECONCILED:04/30/2017		47.50
087428	W	04/05/2017	DAVID STOYKO	003678	RECONCILED:04/30/2017		50.00
087429	W	04/05/2017	ALBERT MURPHY	003733	RECONCILED:04/30/2017		47.50
087430	W	04/05/2017	CHRISTINE BOWMAN	005055	RECONCILED:04/30/2017		53.50
087431	W	04/05/2017	A & M FIRE & SAFETY EQUIPMENT	010216	RECONCILED:04/30/2017		139.50
087432	W	04/05/2017	COSI	010461	RECONCILED:04/30/2017		656.00
087433	W	04/05/2017	MATHESON TRI-GAS INC	013009	RECONCILED:04/30/2017		73.50
087434	W	04/05/2017	MR ROOTER PLUMBING	013019	RECONCILED:04/30/2017		267.13
087435	W	04/05/2017	OHIO SHAKESPEARE FESTIVAL	014088	RECONCILED:04/30/2017		400.00
087436	W	04/05/2017	SAFETY KLEEN	017068	RECONCILED:04/30/2017		119.95
087437	W	04/12/2017	TERRI BLANCHARD	000051	RECONCILED:04/30/2017		41.73
087438	W	04/12/2017	TAMI SPRANG	000134			26.75
087439	W	04/12/2017	LORI ALLENBAUGH	000171	RECONCILED:04/30/2017		26.75
087440	W	04/12/2017	BEVERLY BILGER	000181	RECONCILED:04/30/2017		74.90

Date: 05/01/2017  
Time: 3:12 pm

LOUDONVILLE-PERRYSVILLE EX VI  
SORT BY CHECK NUMBER  
CHECK DATES BETWEEN 04/01/2017 AND 04/30/2017  
WARRANT, REFUND, MEMO CHECKS

Page: 2  
(CHEKPY)

CHECK	TYPE	DATE	VENDOR	VENDOR	STATUS/DATE	BANK CODE	CHECK AMOUNT
087441	W	04/12/2017	CASEY'S RENTAL & REPAIR	000422	RECONCILED:04/30/2017		89.00
087442	W	04/12/2017	DALE-ROY SCHOOL	000557	RECONCILED:04/30/2017		102.44
087443	W	04/12/2017	EJ THERAPY SERVICES	000618	RECONCILED:04/30/2017		6,579.25
087444	W	04/12/2017	NORTH POINT EDUCATIONAL SERVICE CENTER	000627	RECONCILED:04/30/2017		1,260.00
087445	W	04/12/2017	BEVERLY WARNIMONT DBA EFFECTIVE EDUC. SEMINARS	000665			285.00
087446	W	04/12/2017	1ST CHOICE ENERGY SERVICES	000718	RECONCILED:04/30/2017		5,218.67
087447	W	04/12/2017	FELTY-HEINLEN ARCHITECTS AND PLANNERS INC	000722	RECONCILED:04/30/2017		2,231.25
087448	W	04/12/2017	FOUR SEASONS FLOWERS & GIFTS	000745	RECONCILED:04/30/2017		109.49
087449	W	04/12/2017	GOVCONNECTION	000817	RECONCILED:04/30/2017		238.75
087450	W	04/12/2017	MANSFIELD TRUCK SALES &SERVICE	000921	RECONCILED:04/30/2017		159.54
087451	W	04/12/2017	IRWINS OFFICE SUPPLIES	001007	RECONCILED:04/30/2017		860.53
087452	W	04/12/2017	MIKE & B SALES	001331	RECONCILED:04/30/2017		400.00
087453	W	04/12/2017	MAHEK TROPHIES & AWARDS	001355	RECONCILED:04/30/2017		1,559.20
087454	W	04/12/2017	MVD SPORTS & SPECIALTIES	001364	RECONCILED:04/30/2017		1,260.00
087456	W	04/12/2017	OHIO EDISON COMPANY	001411	RECONCILED:04/30/2017		1,281.96
087457	W	04/12/2017	PERRY CORPORATION	001593	RECONCILED:04/30/2017		58.18
087458	W	04/12/2017	RACHEL WIXEY & ASSOCIATES	001673	RECONCILED:04/30/2017		4,984.30
087459	W	04/12/2017	STANTON'S SHEET MUSIC INC	001725	RECONCILED:04/30/2017		201.65
087460	W	04/12/2017	STAKE'S IGA	001786	RECONCILED:04/30/2017		398.07
087461	W	04/12/2017	TRANSPORTATION ACCESSORIES CO	001839	RECONCILED:04/30/2017		54.00
087462	W	04/12/2017	TRI COUNTY E S C	001879	RECONCILED:04/30/2017		66,202.50
087463	W	04/12/2017	TREASURER OF STATE DAS FINANCE - ROOM 4060	001883	RECONCILED:04/30/2017		120.00
087464	W	04/12/2017	FRONTIER	001909	RECONCILED:04/30/2017		10.74
087465	W	04/12/2017	VEX ROBOTICS	001952	RECONCILED:04/30/2017		68.20
087466	W	04/12/2017	WOOSTER GLASS CO INC	002010	RECONCILED:04/30/2017		59.95
087467	W	04/12/2017	ZINCKS IN BERLIN INC	002107	RECONCILED:04/30/2017		103.25
087468	W	04/12/2017	JEFFREY ISENHART	003070	RECONCILED:04/30/2017		50.00
087469	W	04/12/2017	JOHN KENNEDY	003133	RECONCILED:04/30/2017		50.00
087470	W	04/12/2017	MATTHEW ISENHART	003227	RECONCILED:04/30/2017		50.00
087471	W	04/12/2017	JOSEPH SHIMEK	003252	RECONCILED:04/30/2017		100.00
087472	W	04/12/2017	THOMAS WEISER	003294	RECONCILED:04/30/2017		100.00
087473	W	04/12/2017	TIM MORRIS	003361			47.50
087474	W	04/12/2017	JOHN BOUQUET	003395	RECONCILED:04/30/2017		47.50
087475	W	04/12/2017	DAVID STOYKO	003678	RECONCILED:04/30/2017		50.00
087476	W	04/12/2017	KENNETH YOUNG	003776	RECONCILED:04/30/2017		47.50
087477	W	04/12/2017	SUMMER LAMP	005104	RECONCILED:04/30/2017		26.75
087478	W	04/12/2017	SCHOOL EMPLOYEES RET. SYSTEM	009046	RECONCILED:04/30/2017		1,241.56
087479	W	04/12/2017	ADVANCE AUTO PARTS	010282	RECONCILED:04/30/2017		132.71
087480	W	04/12/2017	CARDINAL BUS SALES & SERVICE	010436	RECONCILED:04/30/2017		1,077.63
087481	W	04/12/2017	CENTERRA CO-OP	010494	RECONCILED:04/30/2017		318.96
087482	W	04/12/2017	NETWRIX CORPORATION	014094	RECONCILED:04/30/2017		464.40
087483	W	04/12/2017	OHIO SUICIDE PREVENTION FOUNDATION	014099	RECONCILED:04/30/2017		30.00
087484	W	04/12/2017	STAYBRIDGE SUITES	017033			579.96
087485	B	04/17/2017	DEVIN BAILEY PARENT OF HUNTER/CLARISSA	004626	RECONCILED:04/30/2017		34.71
087486	W	04/19/2017	CLEVELAND SIGHT CENTER ATTN: SYLVIA SNYDER	000485	RECONCILED:04/30/2017		252.00

Date: 05/01/2017  
 Time: 3:12 pm

LOUDONVILLE-PERRYSVILLE EX VI  
 SORT BY CHECK NUMBER  
 CHECK DATES BETWEEN 04/01/2017 AND 04/30/2017  
 WARRANT, REFUND, MEMO CHECKS

Page: 3  
 (CHEKPY)

CHECK	TYPE	DATE	VENDOR	VENDOR	STATUS/DATE	BANK CODE	CHECK AMOUNT
087487	W	04/19/2017	DOMINION EAST OHIO	000600	RECONCILED:04/30/2017		1,563.67
087488	W	04/19/2017	EMBASSY SUITES HOTEL	000604			80.00
087489	W	04/19/2017	GOVCONNECTION	000817	RECONCILED:04/30/2017		770.90
087490	W	04/19/2017	JOHN R GREEN COMPANY	001051	RECONCILED:04/30/2017		327.75
087491	W	04/19/2017	QWEST- LCI CUSTOMER SERVICE	001227			87.75
087492	W	04/19/2017	MVD SPORTS & SPECIALTIES	001364	RECONCILED:04/30/2017		2,806.70
087493	W	04/19/2017	OHIO EDISON COMPANY	001411	RECONCILED:04/30/2017		7,039.16
087494	W	04/19/2017	OLD FASHIONED CANDY CO	001496	RECONCILED:04/30/2017		157.84
087495	W	04/19/2017	POWER OF THE PEN	001552	RECONCILED:04/30/2017		50.00
087496	W	04/19/2017	TEAM SPORTS INC	001817	RECONCILED:04/30/2017		230.00
087497	W	04/19/2017	VILLAGE OF LOUDONVILLE	001923	RECONCILED:04/30/2017		1,489.62
087498	W	04/19/2017	VAR RESOURCES INC	001953	RECONCILED:04/30/2017		465.32
087499	W	04/19/2017	JEFFREY ISENHART	003070	RECONCILED:04/30/2017		50.00
087500	W	04/19/2017	STEWART MYERS	003115			47.50
087501	W	04/19/2017	JOHN KENNEDY	003133			100.00
087502	W	04/19/2017	HOWARD CLAFLIN	003137	RECONCILED:04/30/2017		150.00
087503	W	04/19/2017	DARRYL ANDERSON	003141	RECONCILED:04/30/2017		50.00
087504	W	04/19/2017	MATTHEW ISENHART	003227	RECONCILED:04/30/2017		50.00
087505	W	04/19/2017	JOHN GETZ	003236	RECONCILED:04/30/2017		150.00
087506	W	04/19/2017	JOSEPH SHIMEK	003252	RECONCILED:04/30/2017		50.00
087507	W	04/19/2017	GRETCHEN ACKER	003365			110.00
087508	W	04/19/2017	STEVEN WEAVER	003437	RECONCILED:04/30/2017		47.50
087509	W	04/19/2017	BARRY PRINGLE	003512	RECONCILED:04/30/2017		50.00
087510	W	04/19/2017	JOHN HARWELL	003515			47.50
087511	W	04/19/2017	RICHARD KIDD	003771			100.00
087512	W	04/19/2017	ANTHONY PALACIO	003781	RECONCILED:04/30/2017		50.00
087513	W	04/19/2017	CINDY PRIBBLE	004611	RECONCILED:04/30/2017		150.00
087514	W	04/19/2017	SCHOOL EMPLOYEES RET. SYSTEM	009046	RECONCILED:04/30/2017		403.40
087515	W	04/19/2017	CINTAS CORPORATION	010433	RECONCILED:04/30/2017		202.70
087516	W	04/19/2017	MR ROOTER PLUMBING	013019	RECONCILED:04/30/2017		693.13
087517	W	04/19/2017	OHIO CCBD ATTN: BROOKS VOSTAL	014106			135.00
087518	B	04/25/2017	NORWAYNE LOCAL SCHOOLS	014053			329.00
087519	W	04/26/2017	MARIE BEDDOW	000148			102.72
087520	W	04/26/2017	LORI ALLENBAUGH	000171	RECONCILED:04/30/2017		26.75
087521	W	04/26/2017	ASHLAND PARENTING PLUS	000200			250.00
087522	W	04/26/2017	APPLE INC ATTN: EDUCATION SALES SUPPORT	000223			100.00
087523	W	04/26/2017	GARY BAUMGARTNER	000328			171.03
087524	W	04/26/2017	DEMCO INC	000501			831.09
087525	W	04/26/2017	FREDERICKTOWN ATHLETIC BOOSTER	000716			2,400.00
087526	W	04/26/2017	FOLLETT SCHOOL SOLUTIONS INC	000748			753.09
087527	W	04/26/2017	GTM SPORTSWEAR	000850			147.00
087528	W	04/26/2017	HERFF JONES	000955			867.89
087529	W	04/26/2017	JOHN R GREEN COMPANY	001051			143.87
087530	W	04/26/2017	KONICA MINOLTA PREMIER FINANCE	001153			1,012.52
087531	W	04/26/2017	LANDOLL'S MOHICAN CASTLE	001290			750.00
087532	W	04/26/2017	MT BUSINESS TECHNOLOGIES INC 1150 NAT'L PKWY	001311			51.88
087533	W	04/26/2017	MVD SPORTS & SPECIALTIES	001364			863.00
087535	W	04/26/2017	NORTHWEST OHIO JUVENILE	001452			608.00

Date: 05/01/2017  
Time: 3:12 pm

LOUDONVILLE-PERRYSVILLE EX VI  
SORT BY CHECK NUMBER  
CHECK DATES BETWEEN 04/01/2017 AND 04/30/2017  
WARRANT, REFUND, MEMO CHECKS

Page: 4  
(CHEKPY)

CHECK	TYPE	DATE	VENDOR	VENDOR	STATUS/DATE	BANK CODE	CHECK AMOUNT
087536	W	04/26/2017	DETENTION CENTER				
087537	W	04/26/2017	PERRY CORPORATION	001593			330.00
087538	W	04/26/2017	RUMPKE CONSOLIDATED CO	001608			1,175.37
			RIVER EDUCATION SERVICES INC	001618			4,030.00
			LEAP PROGRAM				
087539	W	04/26/2017	RACHEL WIKEY & ASSOCIATES	001673			7,510.88
087540	W	04/26/2017	TRI COUNTY E S C	001879			487.64
087541	W	04/26/2017	US BANK	001912			1,292.79
			OFFICE EQUIPMENT FINANCE SERV				
087542	W	04/26/2017	VEX ROBOTICS	001952			2,762.68
087543	W	04/26/2017	VERIZON WIRELESS	001974			79.72
087544	W	04/26/2017	FRONTIER	001976			452.36
087545	W	04/26/2017	W W WILLIAMS	002001			1,208.95
087546	W	04/26/2017	WAGEWORKS INC	002083			191.26
087547	W	04/26/2017	JEFFREY ISENHART	003070			50.00
087548	W	04/26/2017	HOWARD CLAFLIN	003137			115.00
087549	W	04/26/2017	JOSHUA VUKICH	003369			200.00
087550	W	04/26/2017	DAVID JACKSON	003370			47.50
087551	W	04/26/2017	SHARON WIEGAND	003375			115.00
087552	W	04/26/2017	STEVE SHEETS	003523			50.00
087553	W	04/26/2017	RICHARD BOLICK	003568			100.00
087554	W	04/26/2017	CRYSTAL ASHBY	005043			117.62
087555	W	04/26/2017	CHRISTINE BOWMAN	005055			53.50
087556	W	04/26/2017	SCHOOL EMPLOYEES RET. SYSTEM	009046			1,142.16
087557	W	04/26/2017	AKRON ZOO	010284			446.00
087558	W	04/26/2017	CTB/DRC	010402			1,798.21
			CUSTOMERS SERVICES				
087559	W	04/26/2017	HERFF JONES	010914			452.75
			MEDALS/AWARDS DIVISION				
087560	W	04/26/2017	OAPSA	014084			60.00
			ATTN: GWENN SPENCE				
087561	W	04/26/2017	NATIONAL HONOR SOCIETY	014089			385.00
087562	W	04/26/2017	SINCLAIR COMMUNITY COLLEGE	017020			2,000.00
087563	W	04/26/2017	SCHOOL PRIDE LTD	017039			155.00
			JO MILES				
087564	W	04/28/2017	TEXAS LIFE INSURANCE	001873			15.60
087565	W	04/28/2017	SCHOOL EMPLOYEES RET. SYSTEM	009046			403.40
087566	W	04/28/2017	AMERICAN FIDELITY - LIFE - BD	009060			131.39
087567	W	04/28/2017	AMERICAN FIDELITY - CRITICAL	009063			49.52
087568	W	04/28/2017	AMERICAN FIDELITY-ACCIDENT-BD	009095			158.32
087569	W	04/28/2017	AMERICAN FIDELITY-DISABILITY	009096			708.18
087570	W	04/28/2017	AMERICAN FIDELITY-FLEX SP-BD	009097			333.33
087571	W	04/28/2017	AMERICAN FIDELITY-CANCER-BD.	009099			333.28
087572	W	04/28/2017	METROPOLITAN EDUCATIONAL	013007			575.10
			COUNCIL				
905627	M	04/07/2017	STAR2STAR COMMUNICATIONS	900037			390.48
905630	M	04/17/2017	S.T.R.S.	900009			4,559.61
905631	M	04/17/2017	NATIONAL CITY BANK	900027			3,871.84
905632	M	04/17/2017	AMAZON.COM	900041			2,390.45
905633	M	04/17/2017	ASHLAND CO. AUDITOR	900008			52,932.79
905634	M	04/24/2017	OHIO DEPT OF EDUCATION	900005			39,615.17
905635	M	04/24/2017	OHIO DEPT OF EDUCATION	900005			38,680.32

Date: 05/01/2017  
 Time: 3:12 pm

LOUDONVILLE-PERRYSVILLE EX VI  
 SORT BY CHECK NUMBER  
 CHECK DATES BETWEEN 04/01/2017 AND 04/30/2017  
 WARRANT, REFUND, MEMO CHECKS

Page: 5  
 (CHEKPY)

CHECK	TYPE	DATE	VENDOR	VENDOR	STATUS/DATE	BANK CODE	CHECK AMOUNT
905638	M	04/25/2017	RICHLAND CO. AUDITOR	900001			2,424.60
905639	M	04/27/2017	LOUDONVILLE HIGH SCHOOL	900000			19.50
905640	M	04/27/2017	S.T.R.S.	900009			4,160.61
905641	M	04/27/2017	NATIONAL CITY BANK	900027			3,520.32
905642	M	04/28/2017	S.T.R.S.	900009			66,714.00
905643	M	04/28/2017	S.E.R.S.	900010			19,320.00
905644	M	04/28/2017	MEDICAL MUTUAL OF OHIO	900103			52,097.85
905645	M	04/28/2017	MEDICAL MUTUAL OF OHIO	900103			93,656.74
905646	M	04/28/2017	L-P BOARD OF EDUCATION	900100			177,140.23
905647	M	04/28/2017	L-P BOARD OF EDUCATION	900100			7,803.06
905648	M	04/28/2017	L-P BOARD OF EDUCATION	900100			1,463.32
V VOIDED CHECKS			1	CHECK TOTALS	34.71		
R RECONCILED CHECKS			109	CHECK TOTALS	159,849.10		
W WARRANT CHECKS			173	CHECK TOTALS	201,294.88		
M MEMO CHECKS			18	CHECK TOTALS	570,760.89		
B REFUND CHECKS			3	CHECK TOTALS	363.71		
I INVESTMENT CHECKS			0	CHECK TOTALS	0.00		
T TRANSFER CHECKS			0	CHECK TOTALS	0.00		
D DISTRIBUTION CHECKS			0	CHECK TOTALS	0.00		
C PAYROLL CHECKS			0	CHECK TOTALS	0.00		
MISSING CHECKS			0				
** TOTAL CHECKS (LESS VOIDED)			193	** TOTAL NET	772,384.77		
*** TOTAL CHECKS WRITTEN			194	*** GRAND TOTALS	772,419.48		

Date: 05/01/2017  
Time: 12:51 pm

LOUDONVILLE-PERRYSVILLE EX VI  
SORT BY CHECK NUMBER  
CHECK DATES BETWEEN 04/01/2017 AND 04/30/2017  
ALL CHECKS SELECTED

Page: 1  
(CHEKPY)

CHECK	TYPE	DATE	VENDOR	VENDOR	STATUS/DATE	BANK CODE	CHECK AMOUNT
087455	W	04/12/2017	MIDLAND COUNCIL OF GOVERNMENTS TRI-COUNTY COMPUTER SERVICES	001395	RECONCILED:04/30/2017		26,544.00
087534	W	04/26/2017	MIDLAND COUNCIL OF GOVERNMENTS TRI-COUNTY COMPUTER SERVICES	001395			140.00
V VOIDED CHECKS			0	CHECK TOTALS			0.00
R RECONCILED CHECKS			1	CHECK TOTALS			26,544.00
W WARRANT CHECKS			2	CHECK TOTALS			26,684.00
M MEMO CHECKS			0	CHECK TOTALS			0.00
B REFUND CHECKS			0	CHECK TOTALS			0.00
I INVESTMENT CHECKS			0	CHECK TOTALS			0.00
T TRANSFER CHECKS			0	CHECK TOTALS			0.00
D DISTRIBUTION CHECKS			0	CHECK TOTALS			0.00
C PAYROLL CHECKS			0	CHECK TOTALS			0.00
MISSING CHECKS			0				
** TOTAL CHECKS (LESS VOIDED)			2	** TOTAL NET			26,684.00
*** TOTAL CHECKS WRITTEN			2	*** GRAND TOTALS			26,684.00