

*Loudonville-Perrysville
Exempted Village School
District*



*Financial Reports for the period
ending June 30, 2017*

*Prepared by Marie Beddow,
Treasurer/CFO*

**Loudonville-Perrysville Exempted Village School District
General Account Reconciliation
June 30, 2017**

Farmers and Savings Bank (.01% Yield)	991,313.24
Total Demand Deposits:	991,313.24
Outstanding Checks:	43,847.33
Bank Balance minus Outstanding:	947,465.91
<hr/>	
Total Cash Fund Balance:	6,439,131.50

Investments:

STAR Ohio General Account (1.1%)	3,378,120.56
PNC Money Market (.07)	550,089.91
National City Bank Payroll Account	500.00
Fifth Third Mutual Fund (.01%)	68,955.12
Fifth Third Securities CD Due 8/20/2018 (1.75%)	248,000.00
Fifth Third Securities CD Due 2/21/2018 (1.45%)	248,000.00
Fifth Third Securities CD Due 8/20/2018 (1.75%)	248,000.00
Fifth Third Securities CD Due 10/17/2017 (1.50%)	250,000.00
Fifth Third Securities CD Due 2/5/2018 (1.30%)	250,000.00
Fifth Third Securities CD Due 3.16.20 (1.5%)	250,000.00
Total Investments:	5,491,665.59

Total Adjustments:	0.00
---------------------------	-------------

Subtotal:	947,465.91
------------------	-------------------

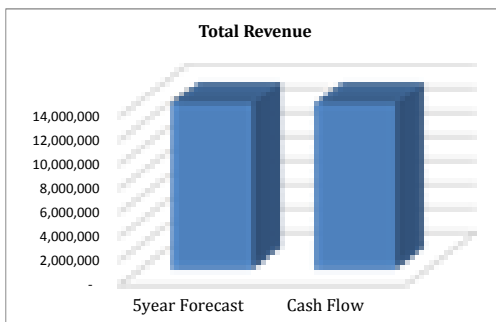
DIFFERENCE:	0.00
--------------------	-------------

Prepared:	Initials	Date
Reviewed:	Initials	Date

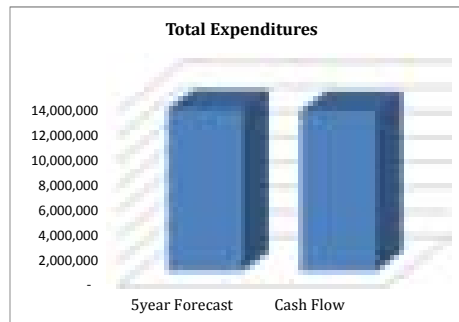
Five Year Forecast Comparison to Actual Cash Flow

	Difference	Proj. from Current 5year Forecast 2017	Proj. from Actual/Est. Cash Flow 2017	FYTD <u>Actual</u> Through Month Of: July - June	<u>Estimated</u> for Remaining Months
Revenue:					
1.010 - General Property Tax (Real Estate)	190	4,177,612	4,177,802	4,177,802	-
1.020 - Public Utility Personal Property	0	877,632	877,632	877,632	-
1.030 - Income Tax	0	1,776,786	1,776,786	1,776,786	-
1.035 - Unrestricted Grants-in-Aid	(4,324)	5,290,483	5,286,159	5,286,159	-
1.040 - 1.045 - Restricted Grants-in-Aid	(8,331)	174,011	165,680	165,680	-
1.050 - Property Tax Allocation	(2,002)	686,551	684,549	684,549	-
1.060 - All Other Operating Revenues	26,784	730,550	757,334	757,334	-
1.070 - Total Revenue	12,317	13,713,625	13,725,942	13,725,942	-
Other Financing Sources:					
2.070 - Total Other Financing Sources	(15,365)	81,927	66,562	66,562	-
2.080 - Total Revenues and Other Financing Sources	(3,048)	13,795,552	13,792,504	13,792,504	-
Expenditures:					
3.010 - Personnel Services	(83,744)	6,400,700	6,316,956	6,316,956	-
3.020 - Employees' Retirement/Insurance Benefits	(8,247)	3,121,130	3,112,883	3,112,883	-
3.030 - Purchased Services	(89,564)	2,338,618	2,249,054	2,249,054	-
3.040 - Supplies and Materials	(66,106)	515,824	449,718	449,718	-
3.050 - Capital Outlay	3,697	233,175	236,872	236,872	-
3.060 - 4.060 - Intergovernmental, Debt & Interest	(1)	111,202	111,201	111,201	-
4.300 - Other Objects	(10,242)	190,639	180,397	180,397	-
4.500 - Total Expenditures	(254,207)	12,911,288	12,657,081	12,657,081	-
Other Financing Uses:					
5.040 - Total Other Financing Uses	133,512	51,000	184,512	184,512	-
5.050 - Total Expenditures and Other Financing Uses	(120,695)	12,962,288	12,841,593	12,841,593	-
Excess of Rev & Other Financing Uses Over (Under)					
6.010 - Expenditures and Other Financing Uses	117,647	833,264	950,911	950,911	-
7.010 - Cash Balance July 1	(3)	4,310,291	4,310,288		
7.020 - Cash Balance June 30	117,644	5,143,555	5,261,199		

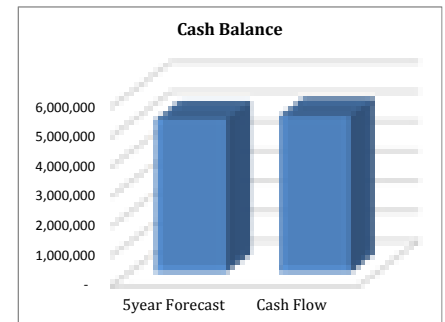
Projected Differences from 5year Forecast Actuals/Estimates as compared to Cash Flow Actual/Estimates



Dollar Variance: **(3,048)**
Percent Variance: **-0.02%**



Dollar Variance: **(120,695)**
Percent Variance: **-0.93%**



Dollar Variance: **117,644**
Percent Variance: **2.29%**

**LOUDONVILLE-PERRYSVILLE EXEMPTED VILLAGE SCHOOL DISTRICT
GENERAL FUND TWO-YEAR COMPARISON
June 30, 2017**

This is the % change as of 6.30.17 comparing Actual FY2016 to Actual FY2017

	FY2016		PROJECTED ANNUAL	% Diff. ANNUAL	FY2017	
	ACTUAL ANNUAL	FYTD ACTUAL JUNE			FYTD ACTUAL JUNE	% Diff. JUNE
REVENUES						
General Property (Real Estate)	4,135,904	4,135,904	4,127,496	-0.20%	4,177,802	1.01%
Tangible Personal Property Tax	852,103	852,103	875,874	2.79%	877,632	3.00%
Income Tax	1,774,266	1,774,266	1,809,752	2.00%	1,776,786	0.14%
Unrestricted Grants-in-Aid	5,165,316	5,165,316	5,340,483	3.39%	5,286,159	2.34%
Restricted Grants-in-Aid **	172,498	172,498	186,011	7.83%	165,680	-3.95%
Property Tax Allocation (Homestead/Rollback)	686,646	686,646	686,551	-0.01%	684,549	0.00%
All Other Operating Revenue	668,964	668,964	680,550	1.73%	757,334	13.21%
Total Revenue	13,455,697	13,455,697	13,706,717	1.87%	13,725,942	2.01%
OTHER FINANCING SOURCES						
Operating Transfers-In	3	3	-	-100.00%	-	0.00%
Advances-In	74,569	74,569	53,427	-28.35%	53,427	-28.35%
All Other Financial Sources	25,325	25,325	28,500	12.54%	13,135	-48.13%
Total Other Financing Sources	99,897	99,897	81,927	-17.99%	66,562	-33.37%
Total Revenues and Other Financing Sources	13,555,594	13,555,594	13,788,644	1.72%	13,792,504	1.75%
EXPENDITURES						
Personal Services	6,155,141	6,155,141	6,485,700	5.37%	6,316,959	2.63%
Employees' Retirement/Insurance Benefits	2,886,545	2,886,545	3,119,039	8.05%	3,112,883	7.84%
Purchased Services	2,141,452	2,141,452	2,338,618	9.21%	2,249,054	5.02%
Supplies and Materials	429,101	429,101	590,824	37.69%	449,718	4.80%
Capital Outlay	542,333	542,333	233,175	-57.01%	236,872	-56.32%
Other Objects	275,208	275,208	301,841	9.68%	291,598	5.96%
Total Expenditures	12,429,780	12,429,780	13,069,197	5.14%	12,657,084	1.83%
OTHER FINANCING USES						
Operational Transfers - Out					-	0.00%
Advances - Out	53,427	53,427	1,000	-98.13%	184,512	0.00%
All Other Financing Uses	-	-			-	0.00%
Total Other Financing Uses	53,427	53,427	1,000	-98.13%	184,512	0.00%
Total Expenditures and Other Financing Uses	12,483,207	12,483,207	13,070,197	4.70%	12,841,596	2.87%
Excess Rev. & Other Fin. Sources Over (Under) Exp.	1,072,387	1,072,387	718,447	-33.00%	950,908	-11.33%
Beginning Cash Balance	3,237,908	3,237,908	4,310,291	33.12%	4,310,291	33.12%
Ending Cash Balance	\$ 4,310,295	\$ 4,310,295	\$ 5,028,738	16.67%	\$ 5,261,199	22.06%
Outstanding Encumbrances	195,982	195,982	-	-100.00%	293,181	49.60%
Ending Unencumbered Cash Balance	\$ 4,114,313	\$ 4,114,313	\$ 5,028,738	22.23%	\$ 4,968,018	20.75%

Date: 07/03/2017
 Time: 2:44 pm

LOUDONVILLE-PERRYSVILLE EX VI
 Financial Report by Fund/Fund/SCC

Fund #	Fund Description	FYTD Receipts	MTD Expenditures	FYTD Expenditures	Current Fund Balance	Current Encumbrances	Unencumbered Fund Balance	Bank Code
001 0000	GENERAL							
	4,310,291.39	548,517.91	13,792,500.80	1,203,574.39	12,841,594.37	5,261,197.82	293,181.11	4,968,016.71
	TOTAL FOR Fund 001 - GENERAL:							
	4,310,291.39	548,517.91	13,792,500.80	1,203,574.39	12,841,594.37	5,261,197.82	293,181.11	4,968,016.71
003 0000	PERMANENT IMPROVEMENT							
	199,649.50	110.98	261,286.57	0.00	197,296.10	263,639.97	241,203.00	22,436.97
	TOTAL FOR Fund 003 - PERMANENT IMPROVEMENT:							
	199,649.50	110.98	261,286.57	0.00	197,296.10	263,639.97	241,203.00	22,436.97
006 0000	FOOD SERVICES							
	0.00	110,774.14	515,527.72	33,043.68	515,527.72	0.00	19,472.28	19,472.28-
	TOTAL FOR Fund 006 - FOOD SERVICE:							
	0.00	110,774.14	515,527.72	33,043.68	515,527.72	0.00	19,472.28	19,472.28-
007 9001	YOUNG TRUST							
	6,285.04	3,000.00	3,000.00	0.00	1,845.60	7,439.44	0.00	7,439.44
007 9002	HUGO H. & MABEL B. YOUNG O/S CITIZEN SCHOLAR.							
	750.00	20,000.00	40,000.00	0.00	20,000.00	20,750.00	0.00	20,750.00
007 9004	MILESTONE BENEFITS - STUDENT SCHOLARSHIP FUND							
	3,000.00	0.00	2,000.00	0.00	2,000.00	3,000.00	1,000.00	2,000.00
007 9007	HEATHER DERRENBERGER SCHOLARSHIP-LONG LAKE, IN							
	500.00	0.00	500.00	0.00	1,000.00	0.00	0.00	0.00
007 9008	YEAGER SCHOLARSHIP - SPECIAL TRUST							
	1,000.00	0.00	1,000.00	0.00	1,000.00	1,000.00	0.00	1,000.00
007 9010	PEPSI SCHOLARSHIP							
	2,314.00	0.00	0.00	0.00	0.00	2,314.00	1,500.00	814.00
007 9014	FRATERNAL ORDER OF EAGLES SCHOLARSHIP							
	6,250.00	0.00	4,000.00	0.00	3,750.00	6,500.00	500.00	6,000.00
007 9813	C.E. BUDD TEACHER'S LOUNGE							
	421.30	40.00	202.00	0.00	160.00	463.30	0.00	463.30
007 9814	TEACHERS STUDY LOUNGE-HIGH SCHOOL							
	228.75	47.19	361.58	7.45	126.30	464.03	0.00	464.03
007 9815	PJHS FACULTY LOUNGE FUND							
	13.44	0.00	0.00	0.00	0.00	13.44	0.00	13.44

*** NOTE!! ONLY ACTIVE ACCOUNTS HAVE BEEN SELECTED, TOTALS MAY EXCLUDE AMOUNTS THAT ARE RELATED TO INACTIVE ACCOUNTS.

Date: 07/03/2017
 Time: 2:44 pm

LOUDONVILLE-PERRYSVILLE EX VI
 Financial Report by Fund/Fund/SCC

Page: 2
 (FINSUM)

Fund #	Fund Description	FYTD Receipts	MTD Expenditures	FYTD Expenditures	Current Fund Balance	Current Encumbrances	Unencumbered Fund Balance	Bank Code
007	9816 UNCLAIMED FUNDS (STALE-DATED CHECKS)							
	3,942.74	399.36	0.00	0.00	4,342.10	0.00	4,342.10	
	TOTAL FOR Fund 007 - SPECIAL TRUST:							
	24,705.27	23,486.55	7.45	29,881.90	46,286.31	3,000.00	43,286.31	
009	0000 UNIFORM SUPPLIES							
	0.00	992.35	985.75-	1,936.82	0.00	0.00	0.00	
	TOTAL FOR Fund 009 - UNIFORM SCHOOL SUPPLIES:							
	0.00	992.35	985.75-	1,936.82	0.00	0.00	0.00	
014	9021 MOHICAN YOUTH ACADEMY							
	64,560.68	214,143.81	69,909.27	876,261.83	71,768.23-	86,649.75	158,417.98-	
	TOTAL FOR Fund 014 - ROTARY-INTERNAL SERVICES:							
	64,560.68	214,143.81	69,909.27	876,261.83	71,768.23-	86,649.75	158,417.98-	
018	9801 PUBLIC SCHOOL SUPPORT FUND-PERRYSVILLE							
	8,132.72	23.00	398.28	3,597.14	5,997.14	25.00	5,972.14	
018	9802 PUBLIC SCHOOL SUPPORT FUND-MCMULLEN							
	16,868.57	1,261.17	109.67	4,562.25	17,627.59	0.00	17,627.59	
018	9803 PUBLIC SCHOOL SUPPORT FUND-BUDD							
	2,758.84	510.00	496.45	4,655.97	2,385.74	0.00	2,385.74	
018	9804 PUBLIC SCHOOL SUPPORT FUND-HIGH SCHOOL							
	5,026.81	100.00	1,361.25	3,524.95	4,058.36	0.00	4,058.36	
	TOTAL FOR Fund 018 - PUBLIC SCHOOL SUPPORT:							
	32,786.94	1,894.17	2,365.65	16,340.31	30,068.83	25.00	30,043.83	
019	9203 FIRST PRESBYTERIAN CHURCH: SCHOOL SUPPLIES							
	2,087.20	0.00	0.00	55.56	2,031.64	0.00	2,031.64	
019	9401 HUGO & MABEL YOUNG FOUNDATION: IB SCHOOL FEES							
	800.00	0.00	0.00	800.00	0.00	0.00	0.00	
019	9507 CHANBER OF COMMERCE: STUDENT NEEDS							
	150.00	0.00	0.00	0.00	150.00	0.00	150.00	
019	9508 MOHICAN AREA COMMUNITY FUND: EXTRA CURRICULAR							
	1,844.00	0.00	2,119.00	2,512.90	2,331.10	0.00	2,331.10	
019	9509 YOUNG FOUNDATION GRANT: ROBOTICS LAB							
	189.66	0.00	0.00	90.54	99.12	99.12	0.00	

*** NOTE!! ONLY ACTIVE ACCOUNTS HAVE BEEN SELECTED, TOTALS MAY EXCLUDE AMOUNTS THAT ARE RELATED TO INACTIVE ACCOUNTS.

Date: 07/03/2017
 Time: 2:44 pm

LOUDONVILLE-PERRYSVILLE EX VI
 Financial Report by Fund/Fund/SCC

Fund #	Fund Description	FYTD Receipts	MTD Expenditures	FYTD Expenditures	Current Fund Balance	Current Encumbrances	Unencumbered Fund Balance	Bank Code
019 9602	ACCF GRANT: ASHBY LHS	846.40	0.00	841.54	4.86	0.00	4.86	
019 9604	FIRST ENERGY GRANT: GRIBBLE	72.93	0.00	72.93	0.00	0.00	0.00	
019 9605	KNIGHTS OF COLUMBUS: COATS FOR KIDS LHS	235.83	0.00	0.00	235.83	0.00	235.83	
019 9606	YOUNG FOUNDATION: STEM PROGRAM	3,472.49	0.00	3,462.74	9.75	9.75	0.00	
019 9701	MARTHA HOLDEN JENNINGS: CATES GRANT	0.00	2,740.00	2,733.10	6.90	0.00	6.90	
019 9702	L-P ENDOWMENT FUND	7,681.00	10,345.00	15,455.29	2,570.71	967.13	1,603.58	
019 9703	ACCF GRANT: CARNEGIE	0.00	750.00	750.00	0.00	0.00	0.00	
019 9704	PLAN FOR RESPONSIBLE CITIZENSHIP GRANT	0.00	5,446.80	2,814.52	2,632.28	0.00	2,632.28	
019 9705	POMERENE GRANT: STEM	0.00	6,020.87	0.00	6,020.87	0.00	6,020.87	
019 9706	YOUNG FOUNDATION GRANT: WHITEBOARDS	0.00	23,500.00	0.00	23,500.00	23,500.00	0.00	
019 9714	CHILDREN'S HUNGER ALLIANCE FY08	553.24	0.00	0.00	553.24	0.00	553.24	
	TOTAL FOR Fund 019 - OTHER GRANT:	17,932.75	23,500.00	29,589.12	40,146.30	24,576.00	15,570.30	
022 9501	OHSAA TOURNAMENT GAME	0.00	349.75-	6,252.25	114.00	6,252.25	0.00	0.00
	TOTAL FOR Fund 022 - DISTRICT AGENCY:	0.00	349.75-	6,252.25	114.00	6,252.25	0.00	0.00
024 0000	EMPLOYEE HEALTH BENEFITS - SELF-INSURANCE	655,489.41	216,645.80	2,402,425.47	149,068.73	2,237,145.70	820,769.18	0.00
	TOTAL FOR Fund 024 - EMPLOYEE BENEFITS SELF INS.:	655,489.41	216,645.80	2,402,425.47	149,068.73	2,237,145.70	820,769.18	0.00

*** NOTE!! ONLY ACTIVE ACCOUNTS HAVE BEEN SELECTED, TOTALS MAY EXCLUDE AMOUNTS THAT ARE RELATED TO INACTIVE ACCOUNTS.

Date: 07/03/2017
 Time: 2:44 pm

LOUDONVILLE-PERRYVILLE EX VI
 Financial Report by Fund/Fund/SCC

Fund #	Fund Description	FYTD Receipts	MTD Expenditures	FYTD Expenditures	Current Fund Balance	Current Encumbrances	Unencumbered Fund Balance	Bank Code
031 0000	UNDERGROUND STORAGE TANK FUND (BUSTR)	11,000.00	0.00	0.00	11,000.00	0.00	11,000.00	
	TOTAL FOR Fund 031 - UNDERGROUND STORAGE TANK FUND	11,000.00	0.00	0.00	11,000.00	0.00	11,000.00	
200 921A	FOREIGN LANGUAGE CLUB	423.99	0.00	0.00	423.99	0.00	423.99	
200 932A	F.C.C.L.A. (F.H.A.)	3,526.97	0.00	3,526.56	0.41	0.00	0.41	
200 933A	F.F.A.	713.68	8,734.10	19,255.34	4,936.82	19,885.78	83.24	83.24
200 943A	DANCE TEAM	259.05	269.00	890.00	0.00	866.11	282.94	282.94
200 961A	STUDENT COUNCIL	222.29	0.00	0.00	0.00	0.00	222.29	222.29
200 961B	JR. HIGH STUDENT COUNCIL-PERRYVILLE	432.65	147.00	416.00	0.00	360.67	487.98	487.98
200 962A	ACADEMIC CHALLENGE	24.32	893.00	1,293.00	0.00	408.28	909.04	909.04
200 965A	T.I. (TEEN INSTITUTE)	126.73	0.00	0.00	0.00	0.00	126.73	126.73
200 966A	COUNCIL FOR EXCEPTIONAL CHILDREN-C.E.C. CLUB	839.96	0.00	845.50	250.00	970.80	714.66	714.66
200 967K	CLASS OF 2016	2,173.00	0.00	7.00	0.00	2,180.00	0.00	0.00
200 967L	CLASS OF 2017	1,106.00	266.00	2,072.50	125.00	358.00	2,820.50	2,079.00
200 967M	CLASS OF 2018	644.60	70.00	410.00	0.00	39.92	1,014.68	1,014.68
200 967N	CLASS OF 2019	266.00	52.50	378.00	0.00	0.00	644.00	644.00
200 967O	CLASS OF 2020	0.00	49.00	370.00	0.00	0.00	370.00	370.00

*** NOTE!! ONLY ACTIVE ACCOUNTS HAVE BEEN SELECTED, TOTALS MAY EXCLUDE AMOUNTS THAT ARE RELATED TO INACTIVE ACCOUNTS.

Date: 07/03/2017
 Time: 2:44 pm

LOUDONVILLE-PERRYSVILLE EX VI
 Financial Report by Fund/Fund/SCC

Fund #	Fund Description	FYTD Receipts	MTD Expenditures	FYTD Expenditures	Current Fund Balance	Current Encumbrances	Unencumbered Fund Balance	Bank Code	
200 969A	REDBIRD 410.16	0.00	178.00	0.00	129.50	458.66	0.00	458.66	
200 971A	HONOR SOCIETY 212.96	0.00	2,207.00	10.28	2,419.96	0.00	0.00	0.00	
200 973A	LEO CLUB 762.73	0.00	1,736.00	0.00	1,889.09	609.64	0.00	609.64	
200 974A	SKI CLUB 464.50	0.00	0.00	0.00	0.00	464.50	0.00	464.50	
200 975A	JOB SKILLS GROUP LHS 574.65	0.00	850.25	65.80	916.45	508.45	0.00	508.45	
200 976A	LHS PROM FUND 1,575.39	250.00	3,644.00	0.00	2,949.20	2,270.19	0.00	2,270.19	
200 977A	LHS ROBOTICS TEAM FUND 0.00	50.00	2,764.00	43.22	1,835.96	928.04	0.00	928.04	
TOTAL FOR Fund 200 - STUDENT MANAGED ACTIVITY:		14,759.63	10,780.60	37,316.59	5,431.12	38,736.28	13,339.94	2,079.00	11,260.94
300 913A	DRAMA CLUB 5,965.70	0.00	937.00	544.23	1,527.31	5,375.39	0.00	5,375.39	
300 940A	MUSIC DEPARTMENT 9,222.26	24.00	10,585.00	125.45-	9,019.38	10,787.88	0.00	10,787.88	
300 950A	ATHLETIC FUND - HIGH SCHOOL 15,532.58	6,123.75	130,743.73	8,679.13	144,302.32	1,973.99	0.00	1,973.99	
300 950B	ATHLETIC FUND - PERRYSVILLE JUNIOR HIGH 6,804.87	180.00	17,028.00	30.00	15,996.56	7,836.31	0.00	7,836.31	
300 968A	YEARBOOK FUND HIGH SCHOOL 1,519.16	45.00	700.00	0.00	2,106.91	112.25	0.00	112.25	
TOTAL FOR Fund 300 - DISTRICT MANAGED ACTIVITY:		39,044.57	6,372.75	159,993.73	9,127.91	172,952.48	26,085.82	0.00	26,085.82
451 9117	ONENET PUBLIC COMMUNICATIONS SUBSIDY - FY17 0.00	0.00	7,200.00	0.00	7,200.00	0.00	0.00	0.00	
TOTAL FOR Fund 451 - DATA COMMUNICATION FUND:		0.00	0.00	7,200.00	0.00	7,200.00	0.00	0.00	

*** NOTE!! ONLY ACTIVE ACCOUNTS HAVE BEEN SELECTED, TOTALS MAY EXCLUDE AMOUNTS THAT ARE RELATED TO INACTIVE ACCOUNTS.

Date: 07/03/2017
 Time: 2:44 pm

LOUDONVILLE-PERRYSVILLE EX VI
 Financial Report by Fund/Fund/SCC

Fund #	Fund Description	FYTD Receipts	MTD Expenditures	FYTD Expenditures	Current Fund Balance	Current Encumbrances	Unencumbered Fund Balance	Bank Code
461 9116	HSTW GRANT FY2016	0.00	0.00	1,509.24	0.00	0.00	0.00	
461 9117	HSTW GRANT FY2017	0.00	0.00	6,000.00	0.00	0.00	0.00	
	TOTAL FOR Fund 461 - VOCATIONAL EDUC. ENHANCEMENTS	0.00	0.00	7,509.24	0.00	0.00	0.00	
466 9117	STRAIGHT A GRANT NORTHWESTERN	0.00	290.00	29,702.03	4,022.87	31,378.88	1,676.85-	644.50
	TOTAL FOR Fund 466 - STRAIGHT A FUND:	0.00	290.00	29,702.03	4,022.87	31,378.88	1,676.85-	644.50
516 9116	IDEA-B SPECIAL EDUCATION FY2016	11,878.46-	0.00	47,356.07	0.00	35,477.61	0.00	0.00
516 9117	IDEA-B SPECIAL EDUCATION FY2017	0.00	38,783.32	207,608.38	19,391.68	207,608.99	0.61-	0.61-
	TOTAL FOR Fund 516 - IDEA PART B GRANTS:	11,878.46-	38,783.32	254,964.45	19,391.68	243,086.60	0.61-	0.61-
536 9116	TITLE I SCHOOL IMPROVEMENT GRANT FY16	0.00	0.00	3,752.69	0.00	3,752.69	0.00	0.00
	TOTAL FOR Fund 536 - TITLE I SCHOOL IMPROVEMENT A:	0.00	0.00	3,752.69	0.00	3,752.69	0.00	0.00
572 9116	TITLE I: FY16	17,387.90-	0.00	83,064.04	0.00	65,676.14	0.00	0.00
572 9117	TITLE I: FY17	0.00	60,988.57	289,059.53	30,871.86	289,016.51	43.02	0.00
572 9216	TITLE I - D MYA FY16	0.00	0.00	18,335.64	0.00	18,335.64	0.00	0.00
572 9217	TITLE I - D MYA FY17	0.00	20,425.23	95,813.49	10,884.29	95,813.49	0.00	22,211.12
	TOTAL FOR Fund 572 - TITLE I DISADVANTAGED CHILDRE	17,387.90-	81,413.80	486,272.70	41,756.15	468,841.78	43.02	22,211.12
590 9116	TITLE II-A: IMPROVING TEACH. QUALITY - FY16	1,705.01-	0.00	7,781.09	0.00	6,076.08	0.00	0.00

*** NOTE!! ONLY ACTIVE ACCOUNTS HAVE BEEN SELECTED, TOTALS MAY EXCLUDE AMOUNTS THAT ARE RELATED TO INACTIVE ACCOUNTS.

Date: 07/03/2017
 Time: 2:44 pm

LOUDONVILLE-PERRYSVILLE EX VI
 Financial Report by Fund/Fund/SCC

Fund #	Fund Description	FYTD	MTD	FYTD	Current	Current	Unencumbered	Bank
Begin	Balance	Receipts	Expenditures	Expenditures	Fund Balance	Encumbrances	Fund Balance	Code
590 9117	TITLE II-A: IMPROVING TEACH. QUALITY - FY17							
	0.00	6,191.32	34,046.86	3,095.66	34,046.86	0.00	0.00	0.00
	TOTAL FOR Fund 590 - IMPROVING TEACHER QUALITY:							
	1,705.01-	6,191.32	41,827.95	3,095.66	40,122.94	0.00	0.00	0.00
599 9116	TITLE VI-B RURAL & LOW INCOME FY16							
	650.76-	0.00	14,530.62	0.00	13,879.86	0.00	0.00	0.00
599 9117	TITLE VI-B RURAL & LOW INCOME FY17							
	0.00	3,623.71	3,623.71	0.00	3,623.71	0.00	800.00	800.00-
	TOTAL FOR Fund 599 - MISCELLANEOUS FED. GRANT FUND							
	650.76-	3,623.71	18,154.33	0.00	17,503.57	0.00	800.00	800.00-
	GRAND TOTALS:							
	5,338,598.01	1,287,171.46	18,883,444.07	1,542,664.71	17,782,910.58	6,439,131.50	693,841.76	5,745,289.74

*** NOTE!! ONLY ACTIVE ACCOUNTS HAVE BEEN SELECTED, TOTALS MAY EXCLUDE AMOUNTS THAT ARE RELATED TO INACTIVE ACCOUNTS.

Date: 07/03/17
 Time: 2:48 pm

LOUDONVILLE-PERRYSVILLE EX VI
 Revenue Account Summary
 SORTED BY FUND-SCC

Page: 1
 (REVSUM)

Account Number FND RCPT SCC SUBJ OU	Description	FYTD Receivable	FYTD Actual Receipts	MTD Actual Receipts	YTD Actual Receipts	FYTD Balance Receivable	FYTD Percent Received
001 1111 0000 000000 000	REAL ESTATE TAX - ASHLAND COUNTY	3,200,870.00	3,260,364.90	0.00	1,933,553.93	59,494.90-	101.86
001 1111 0000 000000 022	REAL ESTATE TAXES - HOLMES	610,385.00	606,690.18	189.50	352,438.51	3,694.82	99.39
001 1111 0000 000000 023	REAL ESTATE TAXES - KNOX	169,151.00	164,406.30	0.00	92,156.14	4,744.70	97.19
001 1111 0000 000000 024	REAL ESTATE TAXES - RICHLAND	147,090.00	146,340.49	0.00	90,378.94	749.51	99.49
001 1122 0000 000000 000	PERSONAL PROPERTY TAX - ASHLAND CO.	735,544.00	731,728.75	0.00	387,807.12	3,815.25	99.48
001 1122 0000 000000 022	PERSONAL PROPERTY TAX - HOLMES	62,930.00	65,839.49	0.00	35,618.31	2,909.49-	104.62
001 1122 0000 000000 023	PERSONAL PROPERTY TAX - KNOX	31,018.00	31,544.54	0.00	16,077.22	526.54-	101.70
001 1122 0000 000000 024	PERSONAL PROPERTY TAX - RICHLAND	46,382.00	48,520.31	0.00	25,975.03	2,138.31-	104.61
001 1130 0000 000000 000	SCHOOL DISTRICT INCOME TAX	1,809,752.00	1,776,785.26	0.00	771,850.59	32,966.74	98.18
001 1190 0000 000000 000	MOBILE HOME TAX - ASHLAND	13,750.00	14,457.78	0.00	7,008.61	707.78-	105.15
001 1190 0000 000000 022	MOBILE HOME TAX - HOLMES	4,300.00	3,611.94	0.00	2,172.78	688.06	84.00
001 1190 0000 000000 023	MOBILE HOME TAX - KNOX	1,000.00	0.00	0.00	0.00	1,000.00	0.00
001 1221 0000 000000 000	TUITION - RECEIVED FROM OTHER DISTRICTS	14,000.00	10,202.49	0.00	0.00	3,797.51	72.87
001 1223 0000 000000 000	SPECIAL EDUCATION TUITION, EXCESS COSTS	12,000.00	32,634.80	0.00	16,534.39	20,634.80-	271.96
001 1227 0000 000000 000	OPEN ENROLLMENT - RECEIVED FROM OTHER DIST.	488,500.00	515,370.48	44,817.54	259,765.64	26,870.48-	105.50
001 1390 0000 000000 000	TRANSPORTATION FEES	3,000.00	1,572.53	0.00	190.14	1,427.47	52.42

*** NOTE!! ONLY ACTIVE ACCOUNTS HAVE BEEN SELECTED, TOTALS MAY EXCLUDE AMOUNTS THAT ARE RELATED TO INACTIVE ACCOUNTS. ***

Date: 07/03/17
 Time: 2:48 pm

LOUDONVILLE-PERRYSVILLE EX VI
 Revenue Account Summary
 SORTED BY FUND-SCC

Page: 2
 (REVSUM)

Account Number FND RCPT SCC SUBJ OU	Description	FYTD Receivable	FYTD Actual Receipts	MTD Actual Receipts	YTD Actual Receipts	FYTD Balance Receivable	FYTD Percent Received
001 1410 0000 000000 000	INTEREST	23,000.00	41,788.50	3,137.43	21,693.74	18,788.50-	181.69
001 1740 0000 000000 001	CLASSROOM FEES - MC MULLEN ELEMENTARY	5,600.00	5,856.75	0.00	5,616.75	256.75-	104.58
001 1740 0000 000000 002	CLASSROOM FEES - BUDD ELEMENTARY	3,900.00	3,830.00	590.00	1,940.00	70.00	98.21
001 1740 0000 000000 003	CLASSROOM FEES - PERRYSVILLE JR. HIGH	3,000.00	3,117.00	598.00	1,494.00	117.00-	103.90
001 1740 0000 000000 004	CLASSROOM FEES - HIGH SCHOOL	10,000.00	11,147.86	599.58-	7,506.11	1,147.86-	111.48
001 1810 0000 000000 000	BUILDING & EQUIPMENTAL RENTAL	500.00	215.00	0.00	60.00	285.00	43.00
001 1890 0000 000000 000	OTHER LOCAL SOURCES - MISC.	21,000.00	12,429.12	49.03	6,720.03	8,570.88	59.19
001 1890 0000 000000 021	OTHER LOCAL SOURCES - MYA RESIDENT DISTRICTS	27,000.00	36,010.08	3,826.19	29,343.65	9,010.08-	133.37
001 1933 0000 000000 000	SALE OF PROPERTY	1,000.00	281.40	93.80	281.40	718.60	28.14
001 3110 0000 000000 000	SCHOOL FOUNDATION PROGRAM	3,008,844.00	2,958,883.20	246,594.88	1,459,225.69	49,960.80	98.34
001 3110 0000 000000 201	SCH. FOUND-SPECIAL ED WEIGHTED AID	540,924.00	547,096.12	43,546.66	283,501.56	6,172.12-	101.14
001 3110 0000 000000 202	SCH.FOUNDATION - K-3 LITERACY	69,950.00	68,205.51	5,589.04	33,972.42	1,744.49	97.51
001 3110 0000 000000 203	SCH. FOUNDATION - CAPACITY AID	228,945.00	228,356.06	19,017.57	113,590.68	588.94	99.74
001 3110 0000 000000 204	PUPIL TRANSPORTATION	366,024.00	359,603.35	27,397.10	166,943.96	6,420.65	98.25
001 3110 0000 000000 205	SCHOOL FOUNDATION - LEP	1,828.00	1,405.83	103.84	624.28	422.17	76.91
001 3110 0000 000000 206	SCH.FOUNDATION - TARGETED ASSISTANCE	845,294.00	835,230.47	69,043.63	410,991.96	10,063.53	98.81

*** NOTE!! ONLY ACTIVE ACCOUNTS HAVE BEEN SELECTED, TOTALS MAY EXCLUDE AMOUNTS THAT ARE RELATED TO INACTIVE ACCOUNTS. ***

Date: 07/03/17
 Time: 2:48 pm

LOUDONVILLE-PERRYSVILLE EX VI
 Revenue Account Summary
 SORTED BY FUND-SCC

Account Number FND RCPT SCC SUBJ OU	Description	FYTD Receivable	FYTD Actual Receipts	MTD Actual Receipts	YTD Actual Receipts	FYTD Balance Receivable	FYTD Percent Received
001 3110 0000 000000 207	SPECIAL ED. TRANSPORTATION-SCHOOL FOUNDATION	18,160.00	9,330.30	154.89	928.67	8,829.70	51.38
001 3110 0000 000000 208	SCH. FOUNDATION - THIRD GRADE READING BONUS	5,940.00	5,462.50	0.00	5.35-	477.50	91.96
001 3110 0000 000000 209	SCH.FOUNDATION - GIFTED SUPPLEMENT	59,191.00	58,870.78	4,869.06	29,227.38	320.22	99.46
001 3110 0000 000000 210	SCH. FOUNDATION - GRADUATION BONUS	18,986.00	17,786.46	0.00	2.44-	1,199.54	93.68
001 3110 0000 000000 211	SCHOOL FOUNDATION - PRESCHOOL	119,414.00	135,671.93	11,375.74	73,692.66	16,257.93-	113.61
001 3131 0000 000000 000	10% AND 2.5% ROLLBACK	440,000.00	442,233.14	9,065.05	220,105.08	2,233.14-	100.51
001 3132 0000 000000 000	HOMESTEAD EXEMPTION	158,553.00	154,317.37	2,348.71	74,794.37	4,235.63	97.33
001 3135 0000 000000 000	TPP TAX REPLACEMENT FUNDS	87,997.95	87,997.96	0.00	43,998.98	0.01-	100.00
001 3190 0000 000000 000	CASINO REVENUE	56,983.00	60,256.56	0.00	28,853.95	3,273.56-	105.74
001 3211 0000 000000 000	SCH. FOUNDATION - ECONOMICALLY DISADVANTAGED	97,441.00	90,171.93	6,282.16	43,387.39	7,269.07	92.54
001 3219 0000 000000 000	SCHOOL FOUNDATION CAREER TECH & CATASTROPHIC	88,570.00	75,507.37	10,363.10	35,557.60	13,062.63	85.25
001 4220 0000 000000 000	RESTRICTED-GRANT-FEDERAL THRU STATE-CAFS-MED	50,000.00	65,088.93	37,500.75	51,548.29	15,088.93-	130.18
001 5220 0000 000000 000	RETURN OF ADVANCE	53,426.67	53,426.67	0.00	0.00	0.00	100.00
001 5300 0000 000000 000	REFUND-PRIOR YEAR EXP.	27,500.00	12,852.41	2,563.82	12,043.75	14,647.59	46.74

*****TOTAL FOR FUND-SCC 001 0000 (GENERAL):

Ex Tr/Ad	13,735,216.95	13,739,074.13	548,517.91	7,149,163.91	3,857.18-	100.03
In Tr/Ad	13,788,643.62	13,792,500.80	548,517.91	7,149,163.91	3,857.18-	100.03

*** NOTE!! ONLY ACTIVE ACCOUNTS HAVE BEEN SELECTED, TOTALS MAY EXCLUDE AMOUNTS THAT ARE RELATED TO INACTIVE ACCOUNTS. ***

Date: 07/03/17
 Time: 2:48 pm

LOUDONVILLE-PERRYSVILLE EX VI
 Revenue Account Summary
 SORTED BY FUND-SCC

Account Number FND RCPT SCC SUBJ OU	Description	FYTD Receivable	FYTD Actual Receipts	MTD Actual Receipts	YTD Actual Receipts	FYTD Balance Receivable	FYTD Percent Received
003 1111 0000 000000 000	PERMANENT IMPROVEMENT - R.E.	216,000.00	218,588.77	0.00	127,362.31	2,588.77-	101.20
003 1122 0000 000000 000	PERMANENT IMPROVEMENT - PERSONAL PROPERTY	27,100.00	34,422.90	0.00	18,283.17	7,322.90-	127.02
003 1190 0000 000000 000	PERMANENT IMPROVEMENT - MOBILE HOME TAX	1,100.00	908.54	0.00	429.77	191.46	82.59
003 3132 0000 000000 000	HOMESTEAD EXEMPTION	7,800.00	7,366.36	110.98	3,574.73	433.64	94.44
003 3135 0000 000000 000	TPP FIXED RATE PAYMENT PI FUND	4,163.50	0.00	0.00	0.00	4,163.50	0.00
*****TOTAL FOR FUND-SCC 003 0000 (PERMANENT IMPROVEMENT):							
Ex Tr/Ad		256,163.50	261,286.57	110.98	149,649.98	5,123.07-	102.00
In Tr/Ad		256,163.50	261,286.57	110.98	149,649.98	5,123.07-	102.00
=====							
006 1511 0000 000000 000	STUDENT - SALE OF BREAKFAST	5,943.48	5,943.48	0.00	3,261.10	0.00	100.00
006 1512 0000 000000 000	STUDENTS - SALE OF TYPE A LUNCHESES	130,925.70	130,925.70	64.45	69,174.28	0.00	100.00
006 1513 0000 000000 000	STUDENTS - SALE OF ALA-CARTE	40,455.91	40,455.91	0.00	21,770.85	0.00	100.00
006 1514 0000 000000 000	STUDENTS - SALE OF MILK	1,527.00	1,527.00	0.00	662.00	0.00	100.00
006 1523 0000 000000 000	ADULT - SALE OF ALA CARTE	5,838.90	5,838.90	0.00	2,881.15	0.00	100.00
006 1890 0000 000000 000	MISCELLANEOUS - LUNCHESES -HEAD START-KNO-HO-CO	295.52	295.52	281.52	281.52	0.00	100.00
006 3213 0000 000000 000	STATE RECEIPTS	4,997.67	4,997.67	0.00	3,264.89	0.00	100.00
006 3219 0000 000000 000	SCHOOL BREAKFAST GRANT	128.66	128.66	0.00	128.66	0.00	100.00
006 4120 0000 000000 000	FEDERAL LUNCH REIMBURSEMENT	202,785.74	202,785.74	21,826.74	130,124.52	0.00	100.00

*** NOTE!! ONLY ACTIVE ACCOUNTS HAVE BEEN SELECTED, TOTALS MAY EXCLUDE AMOUNTS THAT ARE RELATED TO INACTIVE ACCOUNTS. ***

LOUDONVILLE-PERRYSVILLE EX VI
 Revenue Account Summary
 SORTED BY FUND-SCC

Account Number FND RCPT SCC SUBJ OU	Description	FYTD Receivable	FYTD Actual Receipts	MTD Actual Receipts	YTD Actual Receipts	FYTD Balance Receivable	FYTD Percent Received
006 4139 0000 000000 000	FEDERAL BREAKFAST REIMBURSEMENT	35,766.20	35,766.20	4,089.47	24,270.63	0.00	100.00
006 5210 0000 000000 000	FOOD SERVICE - ADVANCE IN	84,511.96	84,511.96	84,511.96	84,511.96	0.00	100.00
006 5300 0000 000000 000	FOOD SERVICE REFND OF PRIOR YEAR EXPENDITUR	2,350.98	2,350.98	0.00	2,350.98	0.00	100.00
*****TOTAL FOR FUND-SCC 006 0000 (FOOD SERVICES):							
Ex Tr/Ad		431,015.76	431,015.76	26,262.18	258,170.58	0.00	100.00
In Tr/Ad		515,527.72	515,527.72	110,774.14	342,682.54	0.00	100.00
=====							
007 1890 9001 000000 000	SPECIAL TRUST - 007 YOUNG TRUST	3,000.00	3,000.00	3,000.00	3,000.00	0.00	100.00
*****TOTAL FOR FUND-SCC 007 9001 (YOUNG TRUST):							
Ex Tr/Ad		3,000.00	3,000.00	3,000.00	3,000.00	0.00	100.00
In Tr/Ad		3,000.00	3,000.00	3,000.00	3,000.00	0.00	100.00
=====							
007 1890 9002 000000 000	HUGO H. &MABLE B.YOUNG O/S CITIZEN SCHOLARSH	20,000.00	40,000.00	20,000.00	20,000.00	20,000.00-	200.00
*****TOTAL FOR FUND-SCC 007 9002 (HUGO H. & MABEL B. YOUNG O/S CITIZEN SCHOLAR.):							
Ex Tr/Ad		20,000.00	40,000.00	20,000.00	20,000.00	20,000.00-	200.00
In Tr/Ad		20,000.00	40,000.00	20,000.00	20,000.00	20,000.00-	200.00
=====							
007 1890 9004 000000 000	MILESTONE BENEFITS-STUDENT SCHOLARSHIP FUND	2,000.00	2,000.00	0.00	2,000.00	0.00	100.00
*****TOTAL FOR FUND-SCC 007 9004 (MILESTONE BENEFITS - STUDENT SCHOLARSHIP FUND):							
Ex Tr/Ad		2,000.00	2,000.00	0.00	2,000.00	0.00	100.00
In Tr/Ad		2,000.00	2,000.00	0.00	2,000.00	0.00	100.00
=====							
007 1890 9007 000000 000	HEATHER DERRENBERGER SCHOLARSHIP - LONG LAKE	0.00	500.00	0.00	0.00	500.00-	0.00

LOUDONVILLE-PERRYSVILLE EX VI
 Revenue Account Summary
 SORTED BY FUND-SCC

Account Number FND RCPT SCC SUBJ OU	Description	FYTD Receivable	FYTD Actual Receipts	MTD Actual Receipts	YTD Actual Receipts	FYTD Balance Receivable	FYTD Percent Received
*****TOTAL FOR FUND-SCC 007 9007 (HEATHER DERRENBERGER SCHOLARSHIP-LONG LAKE,IN):							
Ex Tr/Ad		0.00	500.00	0.00	0.00	500.00-	0.00
In Tr/Ad		0.00	500.00	0.00	0.00	500.00-	0.00
=====							
007 1890 9008 000000 000	YEAGER SCHOLARSHIP - SPECIAL TRUST	1,000.00	1,000.00	0.00	1,000.00	0.00	100.00
*****TOTAL FOR FUND-SCC 007 9008 (YEAGER SCHOLARSHIP - SPECIAL TRUST):							
Ex Tr/Ad		1,000.00	1,000.00	0.00	1,000.00	0.00	100.00
In Tr/Ad		1,000.00	1,000.00	0.00	1,000.00	0.00	100.00
=====							
007 1890 9014 000000 004	FRATERNAL ORDER OF EAGLES SCHOLARSHIP	3,000.00	4,000.00	0.00	4,000.00	1,000.00-	133.33
*****TOTAL FOR FUND-SCC 007 9014 (FRATERNAL ORDER OF EAGLES SCHOLARSHIP):							
Ex Tr/Ad		3,000.00	4,000.00	0.00	4,000.00	1,000.00-	133.33
In Tr/Ad		3,000.00	4,000.00	0.00	4,000.00	1,000.00-	133.33
=====							
007 1890 9813 000000 002	TEACHERS STUDY LOUNGE-BUDD	200.00	202.00	40.00	80.00	2.00-	101.00
*****TOTAL FOR FUND-SCC 007 9813 (C.E. BUDD TEACHER'S LOUNGE):							
Ex Tr/Ad		200.00	202.00	40.00	80.00	2.00-	101.00
In Tr/Ad		200.00	202.00	40.00	80.00	2.00-	101.00
=====							
007 1890 9814 000000 004	TEACHERS STUDY LOUNGE-HIGH SCHOOL	500.00	361.58	47.19	202.06	138.42	72.32
*****TOTAL FOR FUND-SCC 007 9814 (TEACHERS STUDY LOUNGE-HIGH SCHOOL):							
Ex Tr/Ad		500.00	361.58	47.19	202.06	138.42	72.32
In Tr/Ad		500.00	361.58	47.19	202.06	138.42	72.32
=====							
007 5300 9816 000000 000	REFUND OF PRIOR YEAR RECEIPT: STALE CHECKS	0.00	399.36	399.36	399.36	399.36-	0.00

*** NOTE!! ONLY ACTIVE ACCOUNTS HAVE BEEN SELECTED, TOTALS MAY EXCLUDE AMOUNTS THAT ARE RELATED TO INACTIVE ACCOUNTS. ***

Date: 07/03/17
 Time: 2:48 pm

LOUDONVILLE-PERRYSVILLE EX VI
 Revenue Account Summary
 SORTED BY FUND-SCC

Page: 7
 (REVSUM)

Account Number FND RCPT SCC SUBJ OU	Description	FYTD Receivable	FYTD Actual Receipts	MTD Actual Receipts	YTD Actual Receipts	FYTD Balance Receivable	FYTD Percent Received
*****TOTAL FOR FUND-SCC 007 9816 (UNCLAIMED FUNDS (STALE-DATED CHECKS)):							
Ex Tr/Ad		0.00	399.36	399.36	399.36	399.36-	0.00
In Tr/Ad		0.00	399.36	399.36	399.36	399.36-	0.00
=====							
009 1710 0000 000000 000	SALE OF SUPPLIES	1,936.82	1,936.82	992.35	1,694.47	0.00	100.00
*****TOTAL FOR FUND-SCC 009 0000 (UNIFORM SUPPLIES):							
Ex Tr/Ad		1,936.82	1,936.82	992.35	1,694.47	0.00	100.00
In Tr/Ad		1,936.82	1,936.82	992.35	1,694.47	0.00	100.00
=====							
014 1229 9021 000000 021	MYA TUITION	850,000.00	639,932.92	114,143.81	430,347.35	210,067.08	75.29
014 5210 9021 000000 021	MYA - ADVANCE IN	0.00	100,000.00	100,000.00	100,000.00	100,000.00-	0.00
*****TOTAL FOR FUND-SCC 014 9021 (MOHICAN YOUTH ACADEMY):							
Ex Tr/Ad		850,000.00	639,932.92	114,143.81	430,347.35	210,067.08	75.29
In Tr/Ad		850,000.00	739,932.92	214,143.81	530,347.35	110,067.08	87.05
=====							
018 1626 9801 000000 003	ADMISSIONS-PERRYSVILLE	1,461.56	1,461.56	23.00	1,362.31	0.00	100.00
*****TOTAL FOR FUND-SCC 018 9801 (PUBLIC SCHOOL SUPPORT FUND-PERRYSVILLE):							
Ex Tr/Ad		1,461.56	1,461.56	23.00	1,362.31	0.00	100.00
In Tr/Ad		1,461.56	1,461.56	23.00	1,362.31	0.00	100.00
=====							
018 1626 9802 000000 001	ADMISSIONS-MCMULLEN	5,321.27	5,321.27	1,261.17	180.74	0.00	100.00
*****TOTAL FOR FUND-SCC 018 9802 (PUBLIC SCHOOL SUPPORT FUND-MCMULLEN):							
Ex Tr/Ad		5,321.27	5,321.27	1,261.17	180.74	0.00	100.00
In Tr/Ad		5,321.27	5,321.27	1,261.17	180.74	0.00	100.00
=====							
018 1626 9803 000000 002	ADMISSIONS-BUDD	4,282.87	4,282.87	510.00	3,721.45	0.00	100.00

*** NOTE!! ONLY ACTIVE ACCOUNTS HAVE BEEN SELECTED, TOTALS MAY EXCLUDE AMOUNTS THAT ARE RELATED TO INACTIVE ACCOUNTS. ***

LOUDONVILLE-PERRYSVILLE EX VI
 Revenue Account Summary
 SORTED BY FUND-SCC

Account Number FND RCPT SCC SUBJ OU	Description	FYTD Receivable	FYTD Actual Receipts	MTD Actual Receipts	YTD Actual Receipts	FYTD Balance Receivable	FYTD Percent Received
*****TOTAL FOR FUND-SCC 018 9803 (PUBLIC SCHOOL SUPPORT FUND-BUDD):							
Ex Tr/Ad		4,282.87	4,282.87	510.00	3,721.45	0.00	100.00
In Tr/Ad		4,282.87	4,282.87	510.00	3,721.45	0.00	100.00
=====							
018 1626 9804 000000 004	SALES - HIGH SCHOOL	2,556.50	2,556.50	100.00	350.00	0.00	100.00
*****TOTAL FOR FUND-SCC 018 9804 (PUBLIC SCHOOL SUPPORT FUND-HIGH SCHOOL):							
Ex Tr/Ad		2,556.50	2,556.50	100.00	350.00	0.00	100.00
In Tr/Ad		2,556.50	2,556.50	100.00	350.00	0.00	100.00
=====							
019 1820 9508 000000 000	MOHICAN AREA COMM FUND: EXTRA CURRICULARS	3,000.00	3,000.00	0.00	1,500.00	0.00	100.00
*****TOTAL FOR FUND-SCC 019 9508 (MOHICAN AREA COMMUNITY FUND: EXTRA CURRICULAR):							
Ex Tr/Ad		3,000.00	3,000.00	0.00	1,500.00	0.00	100.00
In Tr/Ad		3,000.00	3,000.00	0.00	1,500.00	0.00	100.00
=====							
019 1820 9701 000000 002	MARTHA HOLDEN JENNINGS: CATES GRANT	2,740.00	2,740.00	0.00	0.00	0.00	100.00
*****TOTAL FOR FUND-SCC 019 9701 (MARTHA HOLDEN JENNINGS: CATES GRANT):							
Ex Tr/Ad		2,740.00	2,740.00	0.00	0.00	0.00	100.00
In Tr/Ad		2,740.00	2,740.00	0.00	0.00	0.00	100.00
=====							
019 1820 9702 000000 000	L-P FOUNDATION	10,345.00	10,345.00	0.00	0.00	0.00	100.00
*****TOTAL FOR FUND-SCC 019 9702 (L-P ENDOWMENT FUND):							
Ex Tr/Ad		10,345.00	10,345.00	0.00	0.00	0.00	100.00
In Tr/Ad		10,345.00	10,345.00	0.00	0.00	0.00	100.00
=====							
019 1820 9703 000000 004	ACCF GRANT: CARNEGIE LHS	750.00	750.00	0.00	0.00	0.00	100.00

Date: 07/03/17
 Time: 2:48 pm

LOUDONVILLE-PERRYSVILLE EX VI
 Revenue Account Summary
 SORTED BY FUND-SCC

Page: 9
 (REVSUM)

Account Number FND RCPT SCC SUBJ OU	Description	FYTD Receivable	FYTD Actual Receipts	MTD Actual Receipts	YTD Actual Receipts	FYTD Balance Receivable	FYTD Percent Received
*****TOTAL FOR FUND-SCC 019 9703 (ACCF GRANT: CARNEGIE):							
Ex Tr/Ad		750.00	750.00	0.00	0.00	0.00	100.00
In Tr/Ad		750.00	750.00	0.00	0.00	0.00	100.00
=====							
019 1820 9704 000000 002	PLAN FOR RESPONSIBLE CITIZENSHIP DEVELOPMENT	5,446.80	5,446.80	0.00	0.00	0.00	100.00
*****TOTAL FOR FUND-SCC 019 9704 (PLAN FOR RESPONSIBLE CITIZENSHIP GRANT):							
Ex Tr/Ad		5,446.80	5,446.80	0.00	0.00	0.00	100.00
In Tr/Ad		5,446.80	5,446.80	0.00	0.00	0.00	100.00
=====							
019 1820 9705 000000 000	POMERENE GRANT: STEM	6,020.87	6,020.87	0.00	6,020.87	0.00	100.00
*****TOTAL FOR FUND-SCC 019 9705 (POMERENE GRANT: STEM):							
Ex Tr/Ad		6,020.87	6,020.87	0.00	6,020.87	0.00	100.00
In Tr/Ad		6,020.87	6,020.87	0.00	6,020.87	0.00	100.00
=====							
019 1820 9706 000000 000	YOUNG FOUNDATION GRANT PROCEEDS: WHITEBOARDS	23,500.00	23,500.00	23,500.00	23,500.00	0.00	100.00
*****TOTAL FOR FUND-SCC 019 9706 (YOUNG FOUNDATION GRANT: WHITEBOARDS):							
Ex Tr/Ad		23,500.00	23,500.00	23,500.00	23,500.00	0.00	100.00
In Tr/Ad		23,500.00	23,500.00	23,500.00	23,500.00	0.00	100.00
=====							
022 1625 9501 000000 832	OHSAA GIRLS BBALL TOURNAMENT REVENUE	4,138.00	3,894.81	243.19-	3,894.81	243.19	94.12
022 1625 9501 000000 890	OHSAA SOCCER TOURNAMENT REVENUE	2,464.00	2,357.44	106.56-	106.56-	106.56	95.68
*****TOTAL FOR FUND-SCC 022 9501 (OHSAA TOURNAMENT GAME):							
Ex Tr/Ad		6,602.00	6,252.25	349.75-	3,788.25	349.75	94.70
In Tr/Ad		6,602.00	6,252.25	349.75-	3,788.25	349.75	94.70
=====							
024 1872 0000 000000 000	EMPLOYEE HEALTH BENEFITS - SELF INSURANCE	2,500,000.00	2,402,425.47	216,645.80	1,294,462.29	97,574.53	96.10

*** NOTE!! ONLY ACTIVE ACCOUNTS HAVE BEEN SELECTED, TOTALS MAY EXCLUDE AMOUNTS THAT ARE RELATED TO INACTIVE ACCOUNTS. ***

Date: 07/03/17
 Time: 2:48 pm

LOUDONVILLE-PERRYSVILLE EX VI
 Revenue Account Summary
 SORTED BY FUND-SCC

Page: 10
 (REVSUM)

Account Number FND RCPT SCC SUBJ OU	Description	FYTD Receivable	FYTD Actual Receipts	MTD Actual Receipts	YTD Actual Receipts	FYTD Balance Receivable	FYTD Percent Received
*****TOTAL FOR FUND-SCC 024 0000 (EMPLOYEE HEALTH BENEFITS - SELF-INSURANCE):							
Ex Tr/Ad		2,500,000.00	2,402,425.47	216,645.80	1,294,462.29	97,574.53	96.10
In Tr/Ad		2,500,000.00	2,402,425.47	216,645.80	1,294,462.29	97,574.53	96.10
=====							
200 1623 933A 000000 004	F.F.A. - SALES	15,652.74	15,652.74	8,500.00	9,965.82	0.00	100.00
200 1633 933A 000000 004	F.F.A. - DUES AND FEES	3,602.60	3,602.60	234.10	2,457.60	0.00	100.00
*****TOTAL FOR FUND-SCC 200 933A (F.F.A.):							
Ex Tr/Ad		19,255.34	19,255.34	8,734.10	12,423.42	0.00	100.00
In Tr/Ad		19,255.34	19,255.34	8,734.10	12,423.42	0.00	100.00
=====							
200 1625 943A 000000 004	DANCE TEAM - SALES	890.00	890.00	269.00	269.00	0.00	100.00
*****TOTAL FOR FUND-SCC 200 943A (DANCE TEAM):							
Ex Tr/Ad		890.00	890.00	269.00	269.00	0.00	100.00
In Tr/Ad		890.00	890.00	269.00	269.00	0.00	100.00
=====							
200 1626 961B 000000 003	P.V. JR. HIGH STUDENT COUNCIL - SALES	416.00	416.00	147.00	147.00	0.00	100.00
*****TOTAL FOR FUND-SCC 200 961B (JR. HIGH STUDENT COUNCIL-PERRYSVILLE):							
Ex Tr/Ad		416.00	416.00	147.00	147.00	0.00	100.00
In Tr/Ad		416.00	416.00	147.00	147.00	0.00	100.00
=====							
200 1626 962A 000000 004	ACADEMIC CHALLENGE - SALES	1,293.00	1,293.00	893.00	893.00	0.00	100.00
*****TOTAL FOR FUND-SCC 200 962A (ACADEMIC CHALLENGE):							
Ex Tr/Ad		1,293.00	1,293.00	893.00	893.00	0.00	100.00
In Tr/Ad		1,293.00	1,293.00	893.00	893.00	0.00	100.00
=====							
200 1626 966A 000000 004	COUNCIL FOR EXCEPTIONAL CHILDREN-C.E.C.CLUB	845.50	845.50	0.00	0.00	0.00	100.00

*** NOTE!! ONLY ACTIVE ACCOUNTS HAVE BEEN SELECTED, TOTALS MAY EXCLUDE AMOUNTS THAT ARE RELATED TO INACTIVE ACCOUNTS. ***

Date: 07/03/17
 Time: 2:48 pm

LOUDONVILLE-PERRYSVILLE EX VI
 Revenue Account Summary
 SORTED BY FUND-SCC

Page: 11
 (REVSUM)

Account Number FND RCPT SCC SUBJ OU	Description	FYTD Receivable	FYTD Actual Receipts	MTD Actual Receipts	YTD Actual Receipts	FYTD Balance Receivable	FYTD Percent Received
*****TOTAL FOR FUND-SCC 200 966A (COUNCIL FOR EXCEPTIONAL CHILDREN-C.E.C. CLUB):							
Ex Tr/Ad		845.50	845.50	0.00	0.00	0.00	100.00
In Tr/Ad		845.50	845.50	0.00	0.00	0.00	100.00
=====							
200 1636 967K 000000 004	CLASS OF 2016: DUES & FEES	7.00	7.00	0.00	0.00	0.00	100.00
*****TOTAL FOR FUND-SCC 200 967K (CLASS OF 2016):							
Ex Tr/Ad		7.00	7.00	0.00	0.00	0.00	100.00
In Tr/Ad		7.00	7.00	0.00	0.00	0.00	100.00
=====							
200 1636 967L 000000 004	CLASS OF 2017: DUES & FEES	2,072.50	2,072.50	266.00	1,193.50	0.00	100.00
*****TOTAL FOR FUND-SCC 200 967L (CLASS OF 2017):							
Ex Tr/Ad		2,072.50	2,072.50	266.00	1,193.50	0.00	100.00
In Tr/Ad		2,072.50	2,072.50	266.00	1,193.50	0.00	100.00
=====							
200 1636 967M 000000 004	CLASS OF 2018: DUES & FEES	410.00	410.00	70.00	224.00	0.00	100.00
*****TOTAL FOR FUND-SCC 200 967M (CLASS OF 2018):							
Ex Tr/Ad		410.00	410.00	70.00	224.00	0.00	100.00
In Tr/Ad		410.00	410.00	70.00	224.00	0.00	100.00
=====							
200 1636 967N 000000 004	CLASS OF 2019: DUES & FEES	378.00	378.00	52.50	224.00	0.00	100.00
*****TOTAL FOR FUND-SCC 200 967N (CLASS OF 2019):							
Ex Tr/Ad		378.00	378.00	52.50	224.00	0.00	100.00
In Tr/Ad		378.00	378.00	52.50	224.00	0.00	100.00
=====							
200 1636 967O 000000 004	CLASS OF 2020: DUES & FEES	370.00	370.00	49.00	175.00	0.00	100.00

*** NOTE!! ONLY ACTIVE ACCOUNTS HAVE BEEN SELECTED, TOTALS MAY EXCLUDE AMOUNTS THAT ARE RELATED TO INACTIVE ACCOUNTS. ***

Date: 07/03/17
 Time: 2:48 pm

LOUDONVILLE-PERRYSVILLE EX VI
 Revenue Account Summary
 SORTED BY FUND-SCC

Page: 12
 (REVSUM)

Account Number FND RCPT SCC SUBJ OU	Description	FYTD Receivable	FYTD Actual Receipts	MTD Actual Receipts	YTD Actual Receipts	FYTD Balance Receivable	FYTD Percent Received
*****TOTAL FOR FUND-SCC 200 9670 (CLASS OF 2020):							
Ex Tr/Ad		370.00	370.00	49.00	175.00	0.00	100.00
In Tr/Ad		370.00	370.00	49.00	175.00	0.00	100.00
=====							
200 1621 969A 000000 004	REDBIRD - SALES	178.00	178.00	0.00	138.00	0.00	100.00
*****TOTAL FOR FUND-SCC 200 969A (REDBIRD):							
Ex Tr/Ad		178.00	178.00	0.00	138.00	0.00	100.00
In Tr/Ad		178.00	178.00	0.00	138.00	0.00	100.00
=====							
200 1627 971A 000000 004	HONOR SOCIETY - SALES	2,207.00	2,207.00	0.00	0.00	0.00	100.00
*****TOTAL FOR FUND-SCC 200 971A (HONOR SOCIETY):							
Ex Tr/Ad		2,207.00	2,207.00	0.00	0.00	0.00	100.00
In Tr/Ad		2,207.00	2,207.00	0.00	0.00	0.00	100.00
=====							
200 1627 973A 000000 004	LEO CLUB - SALES	1,736.00	1,736.00	0.00	250.00	0.00	100.00
*****TOTAL FOR FUND-SCC 200 973A (LEO CLUB):							
Ex Tr/Ad		1,736.00	1,736.00	0.00	250.00	0.00	100.00
In Tr/Ad		1,736.00	1,736.00	0.00	250.00	0.00	100.00
=====							
200 1623 975A 000000 004	JOB SKILLS GROUP: REVENUE	850.25	850.25	0.00	238.88	0.00	100.00
*****TOTAL FOR FUND-SCC 200 975A (JOB SKILLS GROUP LHS):							
Ex Tr/Ad		850.25	850.25	0.00	238.88	0.00	100.00
In Tr/Ad		850.25	850.25	0.00	238.88	0.00	100.00
=====							
200 1616 976A 000000 004	PROM FUND: TICKET SALES	3,644.00	3,644.00	250.00	3,644.00	0.00	100.00

*** NOTE!! ONLY ACTIVE ACCOUNTS HAVE BEEN SELECTED, TOTALS MAY EXCLUDE AMOUNTS THAT ARE RELATED TO INACTIVE ACCOUNTS. ***

Date: 07/03/17
 Time: 2:48 pm

LOUDONVILLE-PERRYVILLE EX VI
 Revenue Account Summary
 SORTED BY FUND-SCC

Page: 13
 (REVSUM)

Account Number FND RCPT SCC SUBJ OU	Description	FYTD Receivable	FYTD Actual Receipts	MTD Actual Receipts	YTD Actual Receipts	FYTD Balance Receivable	FYTD Percent Received
*****TOTAL FOR FUND-SCC 200 976A (LHS PROM FUND):							
Ex Tr/Ad		3,644.00	3,644.00	250.00	3,644.00	0.00	100.00
In Tr/Ad		3,644.00	3,644.00	250.00	3,644.00	0.00	100.00
=====							
200 1690 977A 000000 004	ROBOTICS TEAM: DONATIONS & OTHER	2,764.00	2,764.00	50.00	1,764.00	0.00	100.00
*****TOTAL FOR FUND-SCC 200 977A (LHS ROBOTICS TEAM FUND):							
Ex Tr/Ad		2,764.00	2,764.00	50.00	1,764.00	0.00	100.00
In Tr/Ad		2,764.00	2,764.00	50.00	1,764.00	0.00	100.00
=====							
300 1621 913A 000000 004	DRAMA CLUB - SALES	937.00	937.00	0.00	0.00	0.00	100.00
*****TOTAL FOR FUND-SCC 300 913A (DRAMA CLUB):							
Ex Tr/Ad		937.00	937.00	0.00	0.00	0.00	100.00
In Tr/Ad		937.00	937.00	0.00	0.00	0.00	100.00
=====							
300 1624 940A 000000 746	BAND - HIGH SCHOOL	969.00	969.00	24.00	859.00	0.00	100.00
300 1624 940A 000000 749	VOCAL/BAND - LHS MUSICAL	9,616.00	9,616.00	0.00	9,616.00	0.00	100.00
*****TOTAL FOR FUND-SCC 300 940A (MUSIC DEPARTMENT):							
Ex Tr/Ad		10,585.00	10,585.00	24.00	10,475.00	0.00	100.00
In Tr/Ad		10,585.00	10,585.00	24.00	10,475.00	0.00	100.00
=====							
300 1625 950A 000000 800	ATHLETIC DEPARTMENT - DONATIONS	18,421.08	18,421.08	0.00	18,366.69	0.00	100.00
300 1625 950A 000000 811	ADMISSIONS-BOYS BASEBALL	440.00	440.00	0.00	440.00	0.00	100.00
300 1625 950A 000000 812	ADMISSIONS-BOYS BASKETBALL	22,239.95	22,239.95	545.00	11,193.95	0.00	100.00
300 1625 950A 000000 816	FOOTBALL - HS	30,193.50	30,193.50	0.00	210.00	0.00	100.00

*** NOTE!! ONLY ACTIVE ACCOUNTS HAVE BEEN SELECTED, TOTALS MAY EXCLUDE AMOUNTS THAT ARE RELATED TO INACTIVE ACCOUNTS. ***

Date: 07/03/17
 Time: 2:48 pm

LOUDONVILLE-PERRYSVILLE EX VI
 Revenue Account Summary
 SORTED BY FUND-SCC

Page: 14
 (REVSUM)

Account Number FND RCPT SCC SUBJ OU	Description	FYTD Receivable	FYTD Actual Receipts	MTD Actual Receipts	YTD Actual Receipts	FYTD Balance Receivable	FYTD Percent Received
300 1625 950A 000000 827	ADMISSIONS-TRACK	8,516.25	8,516.25	524.00	7,886.25	0.00	100.00
300 1625 950A 000000 828	ADMISSIONS-WRESTLING	17,566.00	17,566.00	0.00	17,028.00	0.00	100.00
300 1625 950A 000000 832	ADMISSIONS-GIRLS BASKETBALL	16,271.19	16,271.19	1,178.19	10,208.19	0.00	100.00
300 1625 950A 000000 835	ATHLETIC - VOLLEYBALL - HS	3,306.20	3,306.20	0.00	90.00	0.00	100.00
300 1625 950A 000000 855	CHEERLEADING - H/S	5,075.00	5,075.00	3,770.00	3,770.00	0.00	100.00
300 1625 950A 000000 890	ATHLETIC: SOCCER - ADMISSIONS	7,514.56	7,514.56	106.56	366.56	0.00	100.00
300 1933 950A 000000 004	SALE OF PROPERTY - ATHLETICS	1,200.00	1,200.00	0.00	0.00	0.00	100.00
*****TOTAL FOR FUND-SCC 300 950A (ATHLETIC FUND - HIGH SCHOOL):							
Ex Tr/Ad		130,743.73	130,743.73	6,123.75	69,559.64	0.00	100.00
In Tr/Ad		130,743.73	130,743.73	6,123.75	69,559.64	0.00	100.00
=====							
300 1625 950B 000000 003	ATHLETIC FUND - PERRYSVILLE JUNIOR HIGH	17,028.00	17,028.00	180.00	9,956.00	0.00	100.00
*****TOTAL FOR FUND-SCC 300 950B (ATHLETIC FUND - PERRYSVILLE JUNIOR HIGH):							
Ex Tr/Ad		17,028.00	17,028.00	180.00	9,956.00	0.00	100.00
In Tr/Ad		17,028.00	17,028.00	180.00	9,956.00	0.00	100.00
=====							
300 1626 968A 000000 004	YEARBOOK	700.00	700.00	45.00	385.00	0.00	100.00
*****TOTAL FOR FUND-SCC 300 968A (YEARBOOK FUND HIGH SCHOOL):							
Ex Tr/Ad		700.00	700.00	45.00	385.00	0.00	100.00
In Tr/Ad		700.00	700.00	45.00	385.00	0.00	100.00
=====							
451 3219 9117 000000 000	ONenet PUBLIC COMMUNICATIONS SUBSIDY	7,200.00	7,200.00	0.00	3,600.00	0.00	100.00

*** NOTE!! ONLY ACTIVE ACCOUNTS HAVE BEEN SELECTED, TOTALS MAY EXCLUDE AMOUNTS THAT ARE RELATED TO INACTIVE ACCOUNTS. ***

Date: 07/03/17
 Time: 2:48 pm

LOUDONVILLE-PERRYVILLE EX VI
 Revenue Account Summary
 SORTED BY FUND-SCC

Page: 15
 (REVSUM)

Account Number FND RCPT SCC SUBJ OU	Description	FYTD Receivable	FYTD Actual Receipts	MTD Actual Receipts	YTD Actual Receipts	FYTD Balance Receivable	FYTD Percent Received
*****TOTAL FOR FUND-SCC 451 9117 (ONENET PUBLIC COMMUNICATIONS SUBSIDY - FY17):							
Ex Tr/Ad		7,200.00	7,200.00	0.00	3,600.00	0.00	100.00
In Tr/Ad		7,200.00	7,200.00	0.00	3,600.00	0.00	100.00
=====							
461 3110 9116 000000 000	HIGH SCHOOLS THAT WORK GRANT	1,509.24	1,509.24	0.00	0.00	0.00	100.00
*****TOTAL FOR FUND-SCC 461 9116 (HSTW GRANT FY2016):							
Ex Tr/Ad		1,509.24	1,509.24	0.00	0.00	0.00	100.00
In Tr/Ad		1,509.24	1,509.24	0.00	0.00	0.00	100.00
=====							
461 3110 9117 000000 000	HIGH SCHOOLS THAT WORK GRANT	6,000.00	6,000.00	0.00	1,804.06	0.00	100.00
*****TOTAL FOR FUND-SCC 461 9117 (HSTW GRANT FY2017):							
Ex Tr/Ad		6,000.00	6,000.00	0.00	1,804.06	0.00	100.00
In Tr/Ad		6,000.00	6,000.00	0.00	1,804.06	0.00	100.00
=====							
466 3110 9117 000000 595	STRAIGHT A GRANT NORTHWESTERN	40,000.00	29,702.03	290.00	28,820.15	10,297.97	74.26
*****TOTAL FOR FUND-SCC 466 9117 (STRAIGHT A GRANT NORTHWESTERN):							
Ex Tr/Ad		40,000.00	29,702.03	290.00	28,820.15	10,297.97	74.26
In Tr/Ad		40,000.00	29,702.03	290.00	28,820.15	10,297.97	74.26
=====							
516 4220 9116 000000 000	IDEA-B: SPECIAL EDUCATION	47,356.07	47,356.07	0.00	0.00	0.00	100.00
*****TOTAL FOR FUND-SCC 516 9116 (IDEA-B SPECIAL EDUCATION FY2016):							
Ex Tr/Ad		47,356.07	47,356.07	0.00	0.00	0.00	100.00
In Tr/Ad		47,356.07	47,356.07	0.00	0.00	0.00	100.00
=====							
516 4220 9117 000000 000	IDEA-B: SPECIAL EDUCATION	202,643.93	207,608.38	38,783.32	143,131.62	4,964.45-	102.45

*** NOTE!! ONLY ACTIVE ACCOUNTS HAVE BEEN SELECTED, TOTALS MAY EXCLUDE AMOUNTS THAT ARE RELATED TO INACTIVE ACCOUNTS. ***

Date: 07/03/17
 Time: 2:48 pm

LOUDONVILLE-PERRYSVILLE EX VI
 Revenue Account Summary
 SORTED BY FUND-SCC

Page: 16
 (REVSUM)

Account Number FND RCPT SCC SUBJ OU	Description	FYTD Receivable	FYTD Actual Receipts	MTD Actual Receipts	YTD Actual Receipts	FYTD Balance Receivable	FYTD Percent Received
*****TOTAL FOR FUND-SCC 516 9117 (IDEA-B SPECIAL EDUCATION FY2017):							
Ex Tr/Ad		202,643.93	207,608.38	38,783.32	143,131.62	4,964.45-	102.45
In Tr/Ad		202,643.93	207,608.38	38,783.32	143,131.62	4,964.45-	102.45
=====							
536 4220 9116 000000 000	TITLE I SCHOOL IMPROVEMENT GRANT	3,752.69	3,752.69	0.00	0.00	0.00	100.00
*****TOTAL FOR FUND-SCC 536 9116 (TITLE I SCHOOL IMPROVEMENT GRANT FY16):							
Ex Tr/Ad		3,752.69	3,752.69	0.00	0.00	0.00	100.00
In Tr/Ad		3,752.69	3,752.69	0.00	0.00	0.00	100.00
=====							
572 4220 9116 000000 000	TITLE I	83,064.04	83,064.04	0.00	0.00	0.00	100.00
*****TOTAL FOR FUND-SCC 572 9116 (TITLE I: FY16):							
Ex Tr/Ad		83,064.04	83,064.04	0.00	0.00	0.00	100.00
In Tr/Ad		83,064.04	83,064.04	0.00	0.00	0.00	100.00
=====							
572 4220 9117 000000 000	TITLE I	282,786.83	289,059.53	60,988.57	201,816.38	6,272.70-	102.22
*****TOTAL FOR FUND-SCC 572 9117 (TITLE I: FY17):							
Ex Tr/Ad		282,786.83	289,059.53	60,988.57	201,816.38	6,272.70-	102.22
In Tr/Ad		282,786.83	289,059.53	60,988.57	201,816.38	6,272.70-	102.22
=====							
572 4220 9216 000000 021	TITLE I-D MYA	18,335.64	18,335.64	0.00	0.00	0.00	100.00
*****TOTAL FOR FUND-SCC 572 9216 (TITLE I - D MYA FY16):							
Ex Tr/Ad		18,335.64	18,335.64	0.00	0.00	0.00	100.00
In Tr/Ad		18,335.64	18,335.64	0.00	0.00	0.00	100.00
=====							
572 4220 9217 000000 021	TITLE I-D MYA	95,813.49	95,813.49	20,425.23	68,532.56	0.00	100.00

*** NOTE!! ONLY ACTIVE ACCOUNTS HAVE BEEN SELECTED, TOTALS MAY EXCLUDE AMOUNTS THAT ARE RELATED TO INACTIVE ACCOUNTS. ***

Date: 07/03/17
 Time: 2:48 pm

LOUDONVILLE-PERRYSVILLE EX VI
 Revenue Account Summary
 SORTED BY FUND-SCC

Page: 17
 (REVSUM)

Account Number FND RCPT SCC SUBJ OU	Description	FYTD Receivable	FYTD Actual Receipts	MTD Actual Receipts	YTD Actual Receipts	FYTD Balance Receivable	FYTD Percent Received
*****TOTAL FOR FUND-SCC 572 9217 (TITLE I - D MYA FY17):							
Ex Tr/Ad		95,813.49	95,813.49	20,425.23	68,532.56	0.00	100.00
In Tr/Ad		95,813.49	95,813.49	20,425.23	68,532.56	0.00	100.00
=====							
590 4220 9116 000000 000	TITLE II-A: IMPROV. TEACHING QUALITY	7,781.09	7,781.09	0.00	0.00	0.00	100.00
*****TOTAL FOR FUND-SCC 590 9116 (TITLE II-A: IMPROVING TEACH. QUALITY - FY16):							
Ex Tr/Ad		7,781.09	7,781.09	0.00	0.00	0.00	100.00
In Tr/Ad		7,781.09	7,781.09	0.00	0.00	0.00	100.00
=====							
590 4220 9117 000000 000	TITLE II-A: IMPROV. TEACHING QUALITY	34,218.91	34,046.86	6,191.32	23,214.75	172.05	99.50
*****TOTAL FOR FUND-SCC 590 9117 (TITLE II-A: IMPROVING TEACH. QUALITY - FY17):							
Ex Tr/Ad		34,218.91	34,046.86	6,191.32	23,214.75	172.05	99.50
In Tr/Ad		34,218.91	34,046.86	6,191.32	23,214.75	172.05	99.50
=====							
599 4220 9116 000000 000	TITLE VI-B RURAL & LOW INCOME	14,530.62	14,530.62	0.00	0.00	0.00	100.00
*****TOTAL FOR FUND-SCC 599 9116 (TITLE VI-B RURAL & LOW INCOME FY16):							
Ex Tr/Ad		14,530.62	14,530.62	0.00	0.00	0.00	100.00
In Tr/Ad		14,530.62	14,530.62	0.00	0.00	0.00	100.00
=====							
599 4220 9117 000000 000	TITLE VI-B RURAL & LOW INCOME	4,423.71	3,623.71	3,623.71	3,623.71	800.00	81.92
*****TOTAL FOR FUND-SCC 599 9117 (TITLE VI-B RURAL & LOW INCOME FY17):							
Ex Tr/Ad		4,423.71	3,623.71	3,623.71	3,623.71	800.00	81.92
In Tr/Ad		4,423.71	3,623.71	3,623.71	3,623.71	800.00	81.92
=====							
*****GRAND TOTALS:							
Ex Tr/Ad		18,922,786.48	18,645,505.44	1,102,659.50	9,941,096.29	277,281.04	98.53
In Tr/Ad		19,060,725.11	18,883,444.07	1,287,171.46	10,125,608.25	177,281.04	99.07
=====							

*** NOTE!! ONLY ACTIVE ACCOUNTS HAVE BEEN SELECTED, TOTALS MAY EXCLUDE AMOUNTS THAT ARE RELATED TO INACTIVE ACCOUNTS. ***

Date: 07/03/2017
 Time: 2:47 pm

LOUDONVILLE-PERRYSVILLE EX VI
 SORT BY CHECK NUMBER
 CHECK DATES BETWEEN 06/01/2017 AND 06/30/2017
 WARRANT, REFUND, MEMO CHECKS

Page: 1
 (CHEKPY)

CHECK	TYPE	DATE	VENDOR	VENDOR	STATUS/DATE	BANK CODE	CHECK AMOUNT
087123	W	02/15/2017	SCHOOL EMPLOYEES RET. SYSTEM	009046	VOID: 06/26/2017		1,127.04
087820	W	06/07/2017	TERRI BLANCHARD	000051	RECONCILED:06/29/2017		67.41
087821	W	06/07/2017	JOHN MILLER	000066	RECONCILED:06/29/2017		113.85
087822	W	06/07/2017	DAVID LANCE	000130	RECONCILED:06/29/2017		501.89
087823	W	06/07/2017	MEGAN SCARBERRY	000195	RECONCILED:06/29/2017		99.38
087824	W	06/07/2017	ALBRIGHT WELDING SUPPLY COMPANY INC	000236	RECONCILED:06/29/2017		161.31
087825	W	06/07/2017	BFG SUPPLY CO	000334	RECONCILED:06/29/2017		781.34
087826	W	06/07/2017	DANNERS DRUG STORE	000517	RECONCILED:06/29/2017		7.45
087827	W	06/07/2017	1ST CHOICE ENERGY SERVICES	000718	RECONCILED:06/29/2017		10,248.70
087828	W	06/07/2017	FRIENDLY WHOLESALE	000738	RECONCILED:06/29/2017		8.00
087829	W	06/07/2017	FLINN SCIENTIFIC	000747	RECONCILED:06/29/2017		379.00
087830	W	06/07/2017	FOLLETT SCHOOL SOLUTIONS INC	000748	RECONCILED:06/29/2017		775.55
087831	W	06/07/2017	GOVCONNECTION	000817	RECONCILED:06/29/2017		1,878.32
087832	W	06/07/2017	GIRLS SCOUTS OF OHIO'S HEARTLAND COUNCIL	000851	RECONCILED:06/29/2017		65.00
087833	W	06/07/2017	GAULT'S PLAZA CLEANERS	000858	RECONCILED:06/29/2017		1,852.00
087834	W	06/07/2017	HARRIS AUTOMOTIVE LARRY HARRIS	000911	RECONCILED:06/29/2017		136.76
087835	W	06/07/2017	HENLEY GRAPHIC COMMUNICATIONS, INC.	000928	RECONCILED:06/29/2017		491.15
087836	W	06/07/2017	IRWINS OFFICE SUPPLIES	001007	RECONCILED:06/29/2017		2,987.49
087837	W	06/07/2017	KIEFER FLORIST	001107	RECONCILED:06/29/2017		120.00
087838	W	06/07/2017	KIMBALL MIDWEST	001190	RECONCILED:06/29/2017		721.98
087839	W	06/07/2017	LOUDONVILLE FARMERS EQUITY CO.	001209	RECONCILED:06/29/2017		36.40
087840	W	06/07/2017	MIKE & B SALES	001331	RECONCILED:06/29/2017		692.00
087841	W	06/07/2017	MCGRAW-HILL EDUCATION	001339	RECONCILED:06/29/2017		7,389.29
087842	W	06/07/2017	MVD SPORTS & SPECIALTIES	001364	RECONCILED:06/29/2017		2,331.40
087843	W	06/07/2017	OHIO EDISON COMPANY	001411	RECONCILED:06/29/2017		433.57
087844	W	06/07/2017	OHIO SCHOOL BOARDS ASSOC	001413	RECONCILED:06/29/2017		95.00
087845	W	06/07/2017	NEFF COMPANY	001429	RECONCILED:06/29/2017		227.82
087846	W	06/07/2017	NORTH CENTRAL STATE COLLEGE	001483	RECONCILED:06/29/2017		1,051.64
087847	W	06/07/2017	PLEASANT HILL OUTDOOR CENTER	001515	RECONCILED:06/29/2017		325.00
087848	W	06/07/2017	PERRY CORPORATION	001593	RECONCILED:06/29/2017		47.70
087849	W	06/07/2017	RABY HARDWARE	001600	RECONCILED:06/29/2017		23.25
087850	W	06/07/2017	RICHLAND COUNTY JUVENILE COURT	001669	RECONCILED:06/29/2017		1,665.00
087851	W	06/07/2017	RACHEL WIXEY & ASSOCIATES	001673	RECONCILED:06/29/2017		10,418.13
087852	W	06/07/2017	THE RADISSON INN	001689	RECONCILED:06/29/2017		80.00
087853	W	06/07/2017	REA & ASSOCIATES INC.	001691	RECONCILED:06/29/2017		800.00
087854	W	06/07/2017	SNYDER BROTHERS	001720	RECONCILED:06/29/2017		45.69
087855	W	06/07/2017	STAKE'S IGA	001786	RECONCILED:06/29/2017		534.25
087856	W	06/07/2017	TRANSPORTATION ACCESSORIES CO	001839	RECONCILED:06/29/2017		25.35
087857	W	06/07/2017	TIME WARNER CABLE ATTN: HOWARD CLENDENIN	001857	RECONCILED:06/29/2017		109.99
087858	W	06/07/2017	VAR RESOURCES INC	001953	RECONCILED:06/28/2017		465.32
087859	W	06/07/2017	VASU COMMUNICATIONS INC	001966	RECONCILED:06/29/2017		456.00
087860	W	06/07/2017	WESTIN CLEVELAND DOWNTOWN	002093	VOID: 06/19/2017		160.00
087861	W	06/07/2017	CASEY GARVER	005064	RECONCILED:06/29/2017		261.10
087862	W	06/07/2017	LISA GONZALEZ	005096	RECONCILED:06/29/2017		39.00
087863	W	06/07/2017	MORGAN SCARBERRY	005106	RECONCILED:06/29/2017		42.11
087864	W	06/07/2017	CHELSEA WHEELER	005107	RECONCILED:06/29/2017		30.00
087865	W	06/07/2017	SCHOOL EMPLOYEES RET. SYSTEM	009046	RECONCILED:06/29/2017		1,144.68

Date: 07/03/2017
Time: 2:47 pm

LOUDONVILLE-PERRYSVILLE EX VI
SORT BY CHECK NUMBER
CHECK DATES BETWEEN 06/01/2017 AND 06/30/2017
WARRANT, REFUND, MEMO CHECKS

Page: 2
(CHEKPY)

CHECK	TYPE	DATE	VENDOR	VENDOR	STATUS/DATE	BANK CODE	CHECK AMOUNT
087866	W	06/07/2017	ASHLAND UNIVERSITY ATTN: ASHBROOK CENTER	010279	RECONCILED:06/29/2017		250.00
087867	W	06/07/2017	CINTAS CORPORATION	010433	RECONCILED:06/29/2017		206.30
087868	W	06/07/2017	CARDINAL BUS SALES & SERVICE	010436	RECONCILED:06/29/2017		662.53
087869	W	06/07/2017	MATHESON TRI-GAS INC	013009	RECONCILED:06/29/2017		48.65
087870	W	06/07/2017	MID-BUCKEYE CONFERENCE C/O KELLY SEBOE, TREAS	013070	RECONCILED:06/29/2017		680.00
087871	W	06/07/2017	STAKE'S SHORT STOP	017043	RECONCILED:06/29/2017		481.89
087872	W	06/07/2017	VAR RESOURCES INC	001953	RECONCILED:06/28/2017		35.53
087873	W	06/14/2017	JOHN LANCE	000144	RECONCILED:06/29/2017		641.04
087874	W	06/14/2017	LORI ALLENBAUGH	000171	RECONCILED:06/29/2017		112.50
087875	W	06/14/2017	ALBRIGHT WELDING SUPPLY COMPANY INC	000236	RECONCILED:06/29/2017		125.94
087876	W	06/14/2017	ALL AMERICAN/RIDDELL	000265	RECONCILED:06/29/2017		939.98
087877	W	06/14/2017	BAKER VEHICLE SYSTEMS	000329	RECONCILED:06/29/2017		16.42
087878	W	06/14/2017	CASEY'S RENTAL & REPAIR	000422	RECONCILED:06/29/2017		110.00
087879	W	06/14/2017	CABANA BANNERS	000498	RECONCILED:06/29/2017		490.00
087880	W	06/14/2017	EJ THERAPY SERVICES	000618	RECONCILED:06/29/2017		4,426.00
087881	W	06/14/2017	FRIENDLY WHOLESALE	000738	RECONCILED:06/29/2017		48.00
087882	W	06/14/2017	FFA CAMP MUSKINGUM	000794	RECONCILED:06/29/2017		260.00
087883	W	06/14/2017	G & L SUPPLY CO	000862	RECONCILED:06/29/2017		228.78
087884	W	06/14/2017	HACKWORTH ELECTRIC MOTORS INC	000900	RECONCILED:06/29/2017		137.59
087885	W	06/14/2017	HARRIS AUTOMOTIVE LARRY HARRIS	000911	RECONCILED:06/29/2017		128.84
087886	W	06/14/2017	JOHN R GREEN COMPANY	001051	RECONCILED:06/29/2017		410.35
087887	W	06/14/2017	QWEST- LCI CUSTOMER SERVICE	001227	RECONCILED:06/29/2017		88.34
087888	W	06/14/2017	LOUDONVILLE LIONS CLUB	001249	RECONCILED:06/29/2017		750.00
087889	W	06/14/2017	MVD SPORTS & SPECIALTIES	001364	RECONCILED:06/29/2017		427.62
087891	W	06/14/2017	OHIO EDISON COMPANY	001411	RECONCILED:06/29/2017		1,718.13
087892	W	06/14/2017	OSU EXTENSION ASHLAND CO	001421	RECONCILED:06/29/2017		180.00
087893	W	06/14/2017	NEFF COMPANY	001429	RECONCILED:06/29/2017		271.95
087894	W	06/14/2017	PITNEY BOWES	001505	RECONCILED:06/29/2017		79.99
087895	W	06/14/2017	PLEASANT HILL OUTDOOR CENTER	001515	RECONCILED:06/29/2017		399.00
087896	W	06/14/2017	RACHEL WIXEY & ASSOCIATES	001673	RECONCILED:06/29/2017		7,024.37
087897	W	06/14/2017	TIFFIN UNIVERSITY	001829			210.00
087898	W	06/14/2017	TRUGREEN	001836	RECONCILED:06/29/2017		2,279.05
087899	W	06/14/2017	TRANSPORTATION ACCESSORIES CO	001839	RECONCILED:06/29/2017		1,824.00
087900	W	06/14/2017	MOHICAN YOUTH ACADEMY	001874	RECONCILED:06/29/2017		15,582.00
087901	W	06/14/2017	VILLAGE OF LOUDONVILLE	001923	RECONCILED:06/29/2017		2,065.29
087902	W	06/14/2017	HIRERIGHT LLC	001932	RECONCILED:06/29/2017		283.28
087903	W	06/14/2017	CRYSTAL ASHBY	005043	RECONCILED:06/29/2017		61.64
087904	W	06/14/2017	SANDY CATES	005044	RECONCILED:06/29/2017		26.75
087905	W	06/14/2017	CHRISTINE BOWMAN	005055	RECONCILED:06/29/2017		53.50
087906	W	06/14/2017	CHRISSIE BUTTS	005070	RECONCILED:06/29/2017		18.19
087907	W	06/14/2017	SCHOOL EMPLOYEES RET. SYSTEM	009046	RECONCILED:06/29/2017		403.40
087908	W	06/14/2017	ADVANCE AUTO PARTS	010282	RECONCILED:06/29/2017		51.96
087909	W	06/14/2017	CENTERRA CO-OP	010494	RECONCILED:06/29/2017		99.52
087910	W	06/14/2017	MOHICAN APPLIANCE LLC	013015	RECONCILED:06/29/2017		169.00
087911	W	06/14/2017	NEOLA, INC CORPORATE OFFICE	014108	RECONCILED:06/29/2017		1,466.52
087912	W	06/14/2017	SHERWIN-WILLIAMS COMPANY	017028	RECONCILED:06/29/2017		183.01

Date: 07/03/2017
Time: 2:47 pm

LOUDONVILLE-PERRYSVILLE EX VI
SORT BY CHECK NUMBER
CHECK DATES BETWEEN 06/01/2017 AND 06/30/2017
WARRANT, REFUND, MEMO CHECKS

Page: 3
(CHEKPY)

CHECK	TYPE	DATE	VENDOR	VENDOR	STATUS/DATE	BANK CODE	CHECK AMOUNT
087913	W	06/14/2017	STAKE'S SHORT STOP	017043	RECONCILED:06/29/2017		554.55
087914	W	06/14/2017	SCHOLASTIC TEACHING RESOURCES	017057	RECONCILED:06/29/2017		51.10
087915	W	06/21/2017	BETH RING	000021	RECONCILED:06/29/2017		250.07
087916	W	06/21/2017	TERRI BLANCHARD	000051			355.06
087917	W	06/21/2017	LORI ALLENBAUGH	000171			26.75
087918	W	06/21/2017	BEVERLY BILGER	000181	RECONCILED:06/29/2017		26.75
087919	W	06/21/2017	ALBRIGHT WELDING SUPPLY COMPANY INC	000236	RECONCILED:06/29/2017		32.68
087920	W	06/21/2017	FARMERS & SAVINGS BANK	000700	RECONCILED:06/29/2017		23.00
087921	W	06/21/2017	FRIENDLY WHOLESale	000738	RECONCILED:06/29/2017		205.00
087922	W	06/21/2017	GOVCONNECTION	000817	RECONCILED:06/29/2017		4,320.95
087923	W	06/21/2017	IRWINS OFFICE SUPPLIES	001007	RECONCILED:06/29/2017		121.15
087924	W	06/21/2017	OHIO EDISON COMPANY	001411	RECONCILED:06/29/2017		7,059.66
087925	W	06/21/2017	NEFF COMPANY	001429	RECONCILED:06/29/2017		1,119.62
087926	W	06/21/2017	OHIO FFA ASSOCIATION	001467	RECONCILED:06/30/2017		1,011.00
087927	W	06/21/2017	NATIONAL FFA ORGANIZATION	001471	RECONCILED:06/29/2017		3,206.48
087928	W	06/21/2017	PAXTON/PATTERSON	001502	RECONCILED:06/29/2017		295.00
087929	W	06/21/2017	PRO-ED	001532	RECONCILED:06/29/2017		68.20
087930	W	06/21/2017	SAMARITAN REGIONAL HEALTH SYSTEM	001714			720.00
087931	W	06/21/2017	TRI COUNTY E S C	001879	RECONCILED:06/29/2017		64,656.79
087932	W	06/21/2017	VERIZON WIRELESS	001974	RECONCILED:06/29/2017		79.98
087933	W	06/21/2017	WAGWORKS INC	002083	RECONCILED:06/29/2017		191.26
087934	W	06/21/2017	CHRISTINE BOWMAN	005055	RECONCILED:06/29/2017		26.75
087935	W	06/21/2017	ANN GARDNER	005058	RECONCILED:06/29/2017		59.00
087936	W	06/21/2017	LISA GONZALEZ	005096	RECONCILED:06/29/2017		141.24
087937	W	06/21/2017	SCHOOL EMPLOYEES RET. SYSTEM	009046	RECONCILED:06/29/2017		1,017.50
087938	W	06/21/2017	ASHLAND CO TREASURER	010229	RECONCILED:06/29/2017		456.00
087939	W	06/21/2017	CHARTWELLS COMPASS GROUP USA	010467	RECONCILED:06/29/2017		12,136.43
087940	W	06/21/2017	SHERWIN-WILLIAMS COMPANY	017028	RECONCILED:06/29/2017		409.99
087941	W	06/29/2017	JOHN MILLER	000066	RECONCILED:06/30/2017		109.14
087942	W	06/29/2017	TRACI COOPER	000098			28.89
087943	W	06/29/2017	SETH YOUNGEN	000139			70.62
087944	W	06/29/2017	MARIE BEDDOW	000148			51.36
087945	W	06/29/2017	ASHLAND CO WEST HOLMES CAREER CENTER	000210			425.00
087946	W	06/29/2017	DALE-ROY SCHOOL	000557			823.98
087947	W	06/29/2017	DAYTON MARRIOTT	000569	VOID: 06/29/2017		912.00
087948	W	06/29/2017	DOMINION EAST OHIO	000600			482.75
087949	W	06/29/2017	FRIENDLY WHOLESale	000738			269.75
087950	W	06/29/2017	FOUR SEASONS FLOWERS & GIFTS	000745			175.00
087951	W	06/29/2017	FFA CAMP MUSKINGUM	000794			370.00
087952	W	06/29/2017	GOVCONNECTION	000817			2,121.95
087953	W	06/29/2017	GAULT'S PLAZA CLEANERS	000858			275.00
087954	W	06/29/2017	HARRIS AUTOMOTIVE LARRY HARRIS	000911			7.94
087955	W	06/29/2017	HILLSDALE LOCAL SCHOOL DIST.	000919			7,610.00
087956	W	06/29/2017	MANSFIELD TRUCK SALES &SERVICE	000921			885.05
087957	W	06/29/2017	KONICA MINOLTA PREMIER FINANCE	001153			1,036.90
087958	W	06/29/2017	LINGENFELTER JEWELERS	001252			50.00
087959	W	06/29/2017	LARRY'S MUSIC CENTER INC	001293			2,499.00

Date: 07/03/2017
 Time: 2:47 pm

LOUDONVILLE-PERRYSVILLE EX VI
 SORT BY CHECK NUMBER
 CHECK DATES BETWEEN 06/01/2017 AND 06/30/2017
 WARRANT, REFUND, MEMO CHECKS

Page: 4
 (CHEKPY)

CHECK	TYPE	DATE	VENDOR	VENDOR	STATUS/DATE	BANK CODE	CHECK AMOUNT
087960	W	06/29/2017	MUSICK'S SERVICE STATION MAINTENANCE INC	001308			211.25
087961	W	06/29/2017	MT BUSINESS TECHNOLOGIES INC 1150 NAT'L PKWY	001311			51.88
087962	W	06/29/2017	MAGIC GARAGE DOOR	001362			250.50
087963	W	06/29/2017	MID OHIO ED SERVICE CENTER	001381			40.00
087964	W	06/29/2017	PAXTON/PATTERSON	001502			95.50
087965	W	06/29/2017	RABY HARDWARE	001600			59.66
087966	W	06/29/2017	RUMPKE CONSOLIDATED CO	001608			1,176.38
087967	W	06/29/2017	STANTON'S SHEET MUSIC INC	001725			2,595.91
087968	W	06/29/2017	SHIFFLER EQUIPMENT SALES	001763			387.91
087969	W	06/29/2017	STAKE'S IGA	001786			61.02
087970	W	06/29/2017	TOBII DYNAVOX LLC	001826			149.25
087971	W	06/29/2017	TRANSPORTATION ACCESSORIES CO	001839			63.20
087972	W	06/29/2017	TEXAS LIFE INSURANCE	001873			15.60
087973	W	06/29/2017	TRI COUNTY E S C	001879			728.00
087974	W	06/29/2017	US BANK OFFICE EQUIPMENT FINANCE SERV	001912			1,226.88
087975	W	06/29/2017	FRONTIER	001976			465.02
087976	W	06/29/2017	WOOSTER GLASS CO INC	002010			384.68
087977	W	06/29/2017	YOUNGS SAND & GRAVEL CO	002102			857.40
087978	W	06/29/2017	JUDY TRUEBLOOD PARENT OF ASHTON/JAMES	004281			500.00
087979	W	06/29/2017	REBECCA KURTZ PARENT OF KYLE	004282			250.00
087980	W	06/29/2017	CATHERINE PUSTER	005016			247.17
087981	W	06/29/2017	TYLER BATES	005041			1,123.08
087982	W	06/29/2017	SCHOOL EMPLOYEES RET. SYSTEM	009046	VOID: 06/29/2017		1,042.02
087983	W	06/29/2017	AMERICAN FIDELITY - LIFE - BD	009060			131.39
087984	W	06/29/2017	AMERICAN FIDELITY - CRITICAL	009063			49.52
087985	W	06/29/2017	AMERICAN FIDELITY-ACCIDENT-BD	009095			158.32
087986	W	06/29/2017	AMERICAN FIDELITY-DISABILITY	009096			708.18
087987	W	06/29/2017	AMERICAN FIDELITY-CANCER-BD.	009099			333.28
087988	W	06/29/2017	ADVANCE AUTO PARTS	010282			80.39
087989	W	06/29/2017	CINTAS CORPORATION	010433			165.04
087990	W	06/29/2017	CARDINAL BUS SALES & SERVICE	010436			2,004.00
087991	W	06/29/2017	CENTERRA CO-OP	010494			132.69
087992	W	06/29/2017	METROPOLITAN EDUCATIONAL COUNCIL	013007			564.30
087993	W	06/29/2017	MARIETTA COLLEGE CONFERENCE SERVICES	013060			546.00
087994	W	06/29/2017	DAYTON MARRIOTT	000569			570.00
087995	W	06/29/2017	SCHOOL EMPLOYEES RET. SYSTEM	009046			403.40
087996	W	06/29/2017	DAYTON MARRIOTT	000569			342.00
087997	W	06/29/2017	SCHOOL EMPLOYEES RET. SYSTEM	009046			638.62
087998	W	06/30/2017	LORI ALLENBAUGH	000171			160.50
087999	W	06/30/2017	ASHLAND PUBLISHING COMPANY	000225			156.80
088000	W	06/30/2017	MODERN HOME SUPPLY INC	001320			2,759.12
088001	W	06/30/2017	NEFF COMPANY	001429			544.23
088002	W	06/30/2017	WOOSTER DAILY RECORD	002033			385.00
088003	W	06/30/2017	LOWES COMPANIES INC	001269			1,292.89
088004	W	06/30/2017	US BANK	001912			1,036.00

Date: 07/03/2017
 Time: 2:47 pm

LOUDONVILLE-PERRYVILLE EX VI
 SORT BY CHECK NUMBER
 CHECK DATES BETWEEN 06/01/2017 AND 06/30/2017
 WARRANT, REFUND, MEMO CHECKS

Page: 5
 (CHEKPY)

CHECK	TYPE	DATE	VENDOR	VENDOR	STATUS/DATE	BANK CODE	CHECK AMOUNT
905672	M	06/06/2017	OFFICE EQUIPMENT FINANCE SERV L-P SCHOOLS CAFETERIA TERRI BLANCHARD	900031			281.52
905675	M	06/08/2017	S.T.R.S.	900009			6,179.55
905676	M	06/08/2017	NATIONAL CITY BANK	900027			4,346.75
905677	M	06/12/2017	STAR2STAR COMMUNICATIONS	900037			391.05
905678	M	06/13/2017	AMAZON.COM	900041			3,671.53
905679	M	06/15/2017	OHIO DEPT OF EDUCATION	900005			44,781.06
905680	M	06/15/2017	OHIO DEPT OF EDUCATION	900005			45,868.33
905683	M	06/23/2017	S.T.R.S.	900009			66,714.00
905684	M	06/23/2017	S.E.R.S.	900010			19,320.00
905685	M	06/23/2017	MEDICAL MUTUAL OF OHIO	900103			95,561.41
905686	M	06/23/2017	MEDICAL MUTUAL OF OHIO	900103			53,316.06
905687	M	06/26/2017	S.T.R.S.	900009			4,160.61
905688	M	06/26/2017	NATIONAL CITY BANK	900027			3,823.73
905689	M	06/27/2017	AMAZON.COM	900041			113.95
905690	M	06/28/2017	L-P BOARD OF EDUCATION	900100			175,634.05
905691	M	06/28/2017	L-P BOARD OF EDUCATION	900100			7,742.51
905692	M	06/28/2017	L-P BOARD OF EDUCATION	900100			1,446.36
V VOIDED CHECKS			4	CHECK TOTALS		3,241.06	
R RECONCILED CHECKS			116	CHECK TOTALS		193,742.41	
W WARRANT CHECKS			185	CHECK TOTALS		238,453.39	
M MEMO CHECKS			17	CHECK TOTALS		533,352.47	
B REFUND CHECKS			0	CHECK TOTALS		0.00	
I INVESTMENT CHECKS			0	CHECK TOTALS		0.00	
T TRANSFER CHECKS			0	CHECK TOTALS		0.00	
D DISTRIBUTION CHECKS			0	CHECK TOTALS		0.00	
C PAYROLL CHECKS			0	CHECK TOTALS		0.00	
MISSING CHECKS			0				
** TOTAL CHECKS (LESS VOIDED)			198	** TOTAL NET		768,564.80	
*** TOTAL CHECKS WRITTEN			202	*** GRAND TOTALS		771,805.86	

Date: 07/03/2017
Time: 2:46 pm

LOUDONVILLE-PERRYSVILLE EX VI
SORT BY CHECK NUMBER
CHECK DATES BETWEEN 06/01/2017 AND 06/30/2017
ALL CHECKS SELECTED

Page: 1
(CHEKPY)

CHECK	TYPE	DATE	VENDOR	VENDOR	STATUS/DATE	BANK CODE	CHECK AMOUNT
087890	W	06/14/2017	MIDLAND COUNCIL OF GOVERNMENTS TRI-COUNTY COMPUTER SERVICES	001395	RECONCILED:06/29/2017		125.00
V VOIDED CHECKS			0	CHECK TOTALS			0.00
R RECONCILED CHECKS			1	CHECK TOTALS			125.00
W WARRANT CHECKS			1	CHECK TOTALS			125.00
M MEMO CHECKS			0	CHECK TOTALS			0.00
B REFUND CHECKS			0	CHECK TOTALS			0.00
I INVESTMENT CHECKS			0	CHECK TOTALS			0.00
T TRANSFER CHECKS			0	CHECK TOTALS			0.00
D DISTRIBUTION CHECKS			0	CHECK TOTALS			0.00
C PAYROLL CHECKS			0	CHECK TOTALS			0.00
MISSING CHECKS			0				
** TOTAL CHECKS (LESS VOIDED)			1	** TOTAL NET			125.00
*** TOTAL CHECKS WRITTEN			1	*** GRAND TOTALS			125.00