

*Loudonville-Perrysville
Exempted Village School
District*



*Financial Reports for the period
ending November 30, 2015*

*Prepared by Marie Beddow,
Treasurer/CFO*

**Loudonville-Perrysville Exempted Village School District
General Account Reconciliation
November 30, 2015**

Farmers and Savings Bank (.01% Yield)	1,200,111.47
Total Demand Deposits:	1,200,111.47
Outstanding Checks:	40,590.54
Bank Balance minus Outstanding:	1,159,520.93
<hr/>	
Total Cash Fund Balance:	4,449,150.52

Investments:

STAR Ohio General Account (.17%)	757,913.58
PNC Money Market (.10)	1,003,061.04
National City Bank Payroll Account	500.00
Fifth Third Mutual Fund (.01%)	34,077.47
Fifth Third Securities CD Due 8/20/2018 (1.75%)	248,000.00
Fifth Third Securities CD Due 2/21/2018 (1.45%)	248,000.00
Fifth Third Securities CD Due 8/20/2018 (1.75%)	248,000.00
Fifth Third Securities CD Due 10/17/2017 (1.50%)	250,000.00
Fifth Third Securities CD Due 2/5/2018 (1.30%)	250,000.00
Fifth Third Securities CD Due 10/17/2016 (1.00%)	250,000.00
Total Investments:	3,289,552.09

Payroll Account Reconciling Item (77.50)

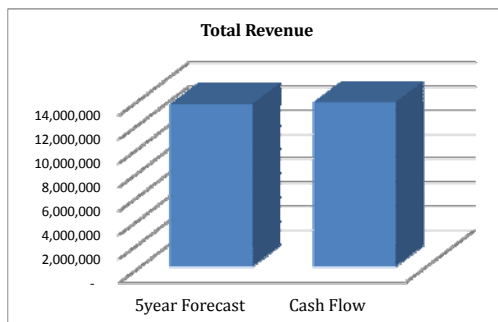
Total Adjustments:	(77.50)
Subtotal:	1,159,520.93
<hr/>	
DIFFERENCE:	0.00

Prepared:		
	Initials	Date
Reviewed:		
	Initials	Date

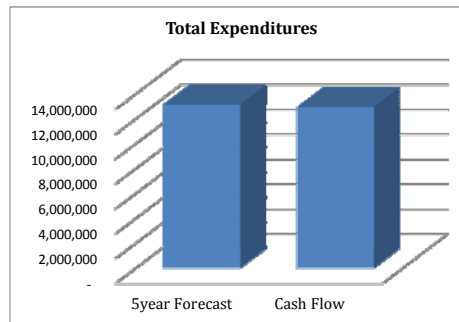
Five Year Forecast Comparison to Actual Cash Flow

	Difference	Proj. from Current 5year Forecast 2016	Proj. from Actual/Est. Cash Flow 2016	FYTD <u>Actual</u> Through Month Of: July - November	<u>Estimated for</u> Remaining Months
Revenue:					
1.010 - General Property Tax (Real Estate)	-	4,061,263	4,061,263	1,648,339	2,412,924
1.020 - Public Utility Personal Property	(0)	833,329	833,329	393,586	439,743
1.030 - Income Tax	7,168	1,747,747	1,754,915	994,930	759,985
1.035 - Unrestricted Grants-in-Aid	129,413	5,357,602	5,487,015	2,206,824	3,280,191
1.040 - 1.045 - Restricted Grants-in-Aid	(1,489)	213,810	212,321	80,630	131,691
1.050 - Property Tax Allocation	100	687,389	687,489	344,159	343,330
1.060 - All Other Operating Revenues	8,751	590,857	599,608	231,314	368,294
1.070 - Total Revenue	143,944	13,491,996	13,635,940	5,899,782	7,736,158
Other Financing Sources:					
2.070 - Total Other Financing Sources	-	80,569	80,569	76,993	3,576
2.080 - Total Revenues and Other Financing Sources	143,944	13,572,565	13,716,509	5,976,775	7,739,734
Expenditures:					
3.010 - Personnel Services	9,599	6,231,316	6,240,915	2,561,466	3,679,449
3.020 - Employees' Retirement/Insurance Benefits	(27,857)	3,073,130	3,045,273	1,191,891	1,853,382
3.030 - Purchased Services	(25,232)	2,409,696	2,384,464	918,281	1,466,183
3.040 - Supplies and Materials	(32,840)	598,905	566,065	245,063	321,002
3.050 - Capital Outlay	(138,330)	557,081	418,751	349,779	68,972
3.060 - 4.060 - Intergovernmental, Debt & Interest	-	111,805	111,805	94,786	17,019
4.300 - Other Objects	(6,655)	176,700	170,045	59,439	110,606
4.500 - Total Expenditures	(221,315)	13,158,633	12,937,318	5,420,705	7,516,613
Other Financing Uses:					
5.040 - Total Other Financing Uses	-	1,000	1,000	-	1,000
5.050 - Total Expenditures and Other Financing Uses	(221,315)	13,159,633	12,938,318	5,420,705	7,517,613
Excess of Rev & Other Financing Uses Over (Under)					
6.010 - Expenditures and Other Financing Uses	365,259	412,932	778,191	556,070	222,121
7.010 - Cash Balance July 1	(11)	3,237,904	3,237,893		
7.020 - Cash Balance June 30	365,248	3,650,836	4,016,084		

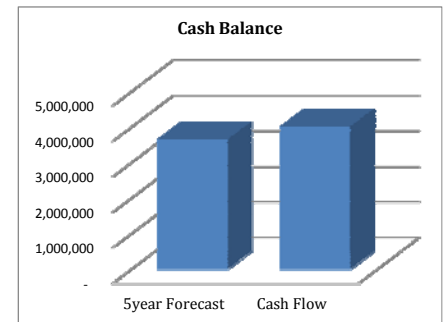
Projected Differences from 5year Forecast Actuals/Estimates as compared to Cash Flow Actual/Estimates



Dollar Variance: 143,944
Percent Variance: 1.06%



Dollar Variance: (221,315)
Percent Variance: -1.68%



Dollar Variance: 365,248
Percent Variance: 10.00%

**LOUDONVILLE-PERRYSVILLE EXEMPTED VILLAGE SCHOOL DISTRICT
GENERAL FUND TWO-YEAR COMPARISON
November 30, 2015**

This is the % change as of 11.30.15 comparing Actual FY2015 to Actual FY2016

	FY2015		FY2016			
	ACTUAL ANNUAL	FYTD ACTUAL NOV.	PROJECTED ANNUAL *	% Diff. ANNUAL *	FYTD ACTUAL NOV.	% Diff. NOV.
REVENUES						
General Property (Real Estate)	4,066,887	1,656,254	4,061,263	-0.14%	1,648,339	-0.48%
Tangible Personal Property Tax	843,906	407,850	833,329	-1.25%	393,586	-3.50%
Income Tax	1,713,477	950,884	1,747,747	2.00%	994,930	4.63%
Unrestricted Grants-in-Aid	4,890,690	2,158,708	5,357,602	9.55%	2,206,824	2.23%
Restricted Grants-in-Aid **	236,201	85,457	213,810	-9.48%	80,630	-5.65%
Property Tax Allocation (Homestead/Rollback)	692,057	359,925	687,389	-0.67%	344,159	-4.38%
All Other Operating Revenue	855,096	409,178	590,857	-30.90%	231,314	-43.47%
Total Revenue	13,298,314	6,028,256	13,491,997	1.46%	5,899,782	-2.13%
OTHER FINANCING SOURCES						
Operating Transfers-In		-				
Advances-In	-	-	74,569	N/A	74,569	N/A
All Other Financial Sources	57,107	33,735	6,000	-89.49%	2,424	-92.81%
Total Other Financing Sources	57,107	33,735	80,569	41.08%	76,993	N/A
Total Revenues and Other Financing Sources	13,355,421	6,061,991	13,572,566	1.63%	5,976,775	-1.41%
EXPENDITURES						
Personal Services	6,413,949	2,606,765	6,231,316	-2.85%	2,561,466	-1.74%
Employees' Retirement/Insurance Benefits	2,846,728	1,203,640	3,073,130	7.95%	1,191,891	-0.98%
Purchased Services	2,245,100	928,824	2,391,696	6.53%	918,281	-1.14%
Supplies and Materials	415,373	205,856	598,905	44.18%	245,063	19.05%
Capital Outlay ₂	289,323	200,521	518,402	79.18%	349,779	74.44%
Other Objects	306,929	171,341	288,505	-6.00%	154,225	-9.99%
Total Expenditures	12,517,402	5,316,947	13,101,954	4.67%	5,420,705	1.95%
OTHER FINANCING USES						
Operational Transfers - Out		-				
Advances - Out	74,569	-	1,000	-98.66%	-	0.00%
All Other Financing Uses	-	-	-		-	0.00%
Total Other Financing Uses	74,569	-	1,000	-98.66%	-	0.00%
Total Expenditures and Other Financing Uses	12,591,971	5,316,947	13,102,954	4.06%	5,420,705	1.95%
Excess Rev. & Other Fin. Sources Over (Under) Exp.	763,450	745,044	469,612	-38.49%	556,070	-25.36%
Beginning Cash Balance	2,474,456	2,474,456	3,237,906	30.85%	3,237,908	30.85%
Ending Cash Balance	\$ 3,237,906	\$ 3,219,500	\$ 3,707,518	14.50%	\$ 3,793,978	17.84%
Outstanding Encumbrances	87,162	1,105,381	-	-100.00%	1,285,087	16.26%
Ending Unencumbered Cash Balance	\$ 3,150,744	\$ 2,114,119	\$ 3,707,518	17.67%	\$ 2,508,891	18.67%

Date: 12/02/2015
 Time: 1:18 pm

LOUDONVILLE-PERRYSVILLE EX VI
 Financial Report by Fund/Fund/SCC

Page: 1
 (FINSUM)

Fund #	Fund Description	FYTD Receipts	MTD Expenditures	FYTD Expenditures	Current Fund Balance	Current Encumbrances	Unencumbered Fund Balance	Bank Code
001 0000	GENERAL							
	3,201,158.06	499,924.21	5,651,774.26	1,019,205.88	5,281,713.98	3,571,218.34	1,063,967.57	2,507,250.77
001 9992	CAPITAL/MAINTENANCE - SET-ASIDE							
	36,750.00	0.00	325,000.00	43,328.45	138,990.94	222,759.06	221,119.66	1,639.40
	TOTAL FOR Fund 001 - GENERAL:							
	3,237,908.06	499,924.21	5,976,774.26	1,062,534.33	5,420,704.92	3,793,977.40	1,285,087.23	2,508,890.17
003 0000	PERMANENT IMPROVEMENT							
	100,378.62	121.44	110,250.47	18,293.11	109,819.69	100,809.40	34,473.13	66,336.27
	TOTAL FOR Fund 003 - PERMANENT IMPROVEMENT:							
	100,378.62	121.44	110,250.47	18,293.11	109,819.69	100,809.40	34,473.13	66,336.27
006 0000	FOOD SERVICES							
	6,160.41	81,119.31	135,352.82	43,311.96	193,467.55	51,954.32-	159,946.25	211,900.57-
	TOTAL FOR Fund 006 - FOOD SERVICE:							
	6,160.41	81,119.31	135,352.82	43,311.96	193,467.55	51,954.32-	159,946.25	211,900.57-
007 9001	YOUNG TRUST							
	6,501.65	0.00	0.00	0.00	775.00	5,726.65	0.00	5,726.65
007 9002	HUGO H. & MABEL B. YOUNG O/S CITIZEN SCHOLAR.							
	12,000.00	0.00	0.00	0.00	12,000.00	0.00	0.00	0.00
007 9004	MILESTONE BENEFITS - STUDENT SCHOLARSHIP FUND							
	2,000.00	0.00	0.00	0.00	0.00	2,000.00	2,000.00	0.00
007 9007	HEATHER DERRENBERGER SCHOLARSHIP-LONG LAKE, IN							
	1,000.00	0.00	0.00	0.00	0.00	1,000.00	500.00	500.00
007 9008	YEAGER SCHOLARSHIP - SPECIAL TRUST							
	1,000.00	0.00	0.00	0.00	0.00	1,000.00	0.00	1,000.00
007 9010	PEPSI SCHOLARSHIP							
	3,314.00	0.00	0.00	0.00	0.00	3,314.00	2,500.00	814.00
007 9014	FRATERNAL ORDER OF EAGLES SCHOLARSHIP							
	6,000.00	0.00	0.00	0.00	0.00	6,000.00	5,000.00	1,000.00
007 9015	MEDICAL MUTUAL SCHOLARSHIP							
	1,000.00	0.00	0.00	0.00	250.00	750.00	500.00	250.00
007 9813	C.E. BUDD TEACHER'S LOUNGE							
	214.69	0.00	160.00	0.00	0.00	374.69	0.00	374.69

*** NOTE!! ONLY ACTIVE ACCOUNTS HAVE BEEN SELECTED, TOTALS MAY EXCLUDE AMOUNTS THAT ARE RELATED TO INACTIVE ACCOUNTS.

Date: 12/02/2015
 Time: 1:18 pm

LOUDONVILLE-PERRYSVILLE EX VI
 Financial Report by Fund/Fund/SCC

Page: 2
 (FINSUM)

Fund #	Fund Description	FYTD	MTD	FYTD	Current	Current	Unencumbered	Bank
Begin	MTD	Receipts	Expenditures	Expenditures	Fund	Encumbrances	Fund	Code
Balance	Receipts				Balance		Balance	
007 9814	TEACHERS STUDY LOUNGE-HIGH SCHOOL							
1,418.00	67.65	67.65	75.97	106.96	1,378.69	1,293.04	85.65	
007 9815	PJHS FACULTY LOUNGE FUND							
228.54	0.00	0.00	0.00	0.00	228.54	0.00	228.54	
007 9816	UNCLAIMED FUNDS (STALE-DATED CHECKS)							
3,492.58	0.00	0.00	0.00	0.00	3,492.58	0.00	3,492.58	
TOTAL FOR Fund 007 - SPECIAL TRUST:								
38,169.46	67.65	227.65	75.97	13,131.96	25,265.15	11,793.04	13,472.11	
009 0000	UNIFORM SUPPLIES							
0.00	0.00	296.10	0.00	2,257.72	1,961.62-	0.00	1,961.62-	
TOTAL FOR Fund 009 - UNIFORM SCHOOL SUPPLIES:								
0.00	0.00	296.10	0.00	2,257.72	1,961.62-	0.00	1,961.62-	
014 9021	MOHICAN YOUTH ACADEMY							
313.39	44,797.69	266,305.87	143,086.91	402,327.21	135,707.95-	494,105.37	629,813.32-	
TOTAL FOR Fund 014 - ROTARY-INTERNAL SERVICES:								
313.39	44,797.69	266,305.87	143,086.91	402,327.21	135,707.95-	494,105.37	629,813.32-	
018 9801	PUBLIC SCHOOL SUPPORT FUND-PERRYSVILLE							
9,681.86	0.00	1,000.00	1,263.25	2,012.69	8,669.17	3,371.43	5,297.74	
018 9802	PUBLIC SCHOOL SUPPORT FUND-MCMULLEN							
13,526.29	67.80	423.79	2,136.28	3,582.15	10,367.93	1,583.65	8,784.28	
018 9803	PUBLIC SCHOOL SUPPORT FUND-BUDD							
1,669.02	0.00	621.20	0.00	545.00-	2,835.22	0.00	2,835.22	
018 9804	PUBLIC SCHOOL SUPPORT FUND-HIGH SCHOOL							
7,183.86	100.00	850.00	336.33	322.08	7,711.78	1,483.23	6,228.55	
TOTAL FOR Fund 018 - PUBLIC SCHOOL SUPPORT:								
32,061.03	167.80	2,894.99	3,735.86	5,371.92	29,584.10	6,438.31	23,145.79	
019 9203	FIRST PRESBYTERIAN CHURCH: SCHOOL SUPPLIES							
1,237.20	0.00	600.00	0.00	0.00	1,837.20	0.00	1,837.20	
019 9401	HUGO & MABEL YOUNG FOUNDATION: IB SCHOOL FEES							
2,400.00	0.00	0.00	0.00	0.00	2,400.00	0.00	2,400.00	
019 9506	ARCHERY GRANT: FISHER							
500.00	2,500.00	2,500.00	0.00	0.00	3,000.00	0.00	3,000.00	

*** NOTE!! ONLY ACTIVE ACCOUNTS HAVE BEEN SELECTED, TOTALS MAY EXCLUDE AMOUNTS THAT ARE RELATED TO INACTIVE ACCOUNTS.

Date: 12/02/2015
 Time: 1:18 pm

LOUDONVILLE-PERRYSVILLE EX VI
 Financial Report by Fund/Fund/SCC

Page: 3
 (FINSUM)

Fund #	Fund Description	FYTD	MTD	FYTD	Current	Current	Unencumbered	Bank
Begin	MTD	Receipts	Expenditures	Expenditures	Fund	Encumbrances	Fund	Balance
Balance	Receipts				Balance		Balance	Code
019 9507	CHANBER OF COMMERCE: STUDENT NEEDS	150.00	0.00	0.00	150.00	0.00	150.00	
019 9508	MOHICAN AREA COMMUNITY FUND: EXTRA CURRICULAR	838.00	0.00	1,500.00	0.00	0.00	2,338.00	
019 9509	YOUNG FOUNDATION GRANT: ROBOTICS LAB	4,051.89	0.00	0.00	80.70	2,375.80	1,676.09	1,148.75
019 9601	ACCF GRANT: STONER, C.E. BUDD	0.00	0.00	2,500.00	0.00	2,500.00	0.00	0.00
019 9602	ACCF GRANT: ASHBY LHS	0.00	0.00	2,015.00	0.00	0.00	2,015.00	2,015.00
019 9603	BELIEVE IN OHIO: YOUNGEN	0.00	800.00	800.00	0.00	0.00	800.00	800.00
019 9604	FIRST ENERGY GRANT: GRIBBLE	0.00	1,000.00	1,000.00	0.00	0.00	1,000.00	1,000.00
019 9702	L-P ENDOWMENT FUND	0.00	0.00	8,681.00	0.00	1,000.00	7,681.00	0.00
019 9714	CHILDREN'S HUNGER ALLIANCE FY08	826.28	0.00	0.00	0.00	273.04	553.24	0.00
	TOTAL FOR Fund 019 - OTHER GRANT:	10,003.37	4,300.00	19,596.00	80.70	6,148.84	23,450.53	1,148.75
022 9501	OHSAA TOURNAMENT GAME	0.00	0.00	1,358.00	684.84	684.84	673.16	60.00
	TOTAL FOR Fund 022 - DISTRICT AGENCY:	0.00	0.00	1,358.00	684.84	684.84	673.16	60.00
024 0000	EMPLOYEE HEALTH BENEFITS - SELF-INSURANCE	693,540.12	165,947.34	829,930.28	116,239.72	858,838.19	664,632.21	14,889.25
	TOTAL FOR Fund 024 - EMPLOYEE BENEFITS SELF INS.:	693,540.12	165,947.34	829,930.28	116,239.72	858,838.19	664,632.21	14,889.25
031 0000	UNDERGROUND STORAGE TANK FUND (BUSTR)	11,000.00	0.00	0.00	0.00	0.00	11,000.00	0.00
	TOTAL FOR Fund 031 - UNDERGROUND STORAGE TANK FUND	11,000.00	0.00	0.00	0.00	0.00	11,000.00	0.00

*** NOTE!! ONLY ACTIVE ACCOUNTS HAVE BEEN SELECTED, TOTALS MAY EXCLUDE AMOUNTS THAT ARE RELATED TO INACTIVE ACCOUNTS.

Date: 12/02/2015
 Time: 1:18 pm

LOUDONVILLE-PERRYSVILLE EX VI
 Financial Report by Fund/Fund/SCC

Page: 4
 (FINSUM)

Fund #	Fund Description	FYTD Receipts	MTD Expenditures	FYTD Expenditures	Current Fund Balance	Current Encumbrances	Unencumbered Fund Balance	Bank Code
Begin	Balance	Receipts	Expenditures	Expenditures	Balance	Encumbrances	Balance	Code
200 921A	FOREIGN LANGUAGE CLUB	423.99	0.00	0.00	423.99	0.00	423.99	
200 932A	F.C.C.L.A. (F.H.A.)	3,026.97	0.00	500.00-	3,526.97	0.00	3,526.97	
200 933A	F.F.A.	493.58	2,819.25	6,511.15	494.58	15,054.00	14,559.42-	
200 943A	DANCE TEAM	54.22	270.00	0.00	324.22	261.25	62.97	
200 961A	STUDENT COUNCIL	200.16	720.15	0.00	1,120.31	720.00	400.31	
200 961B	JR. HIGH STUDENT COUNCIL-PERRYSVILLE	306.04	406.00	116.81	395.23	0.00	395.23	
200 962A	ACADEMIC CHALLENGE	12.00	50.00	105.68	131.32	72.00	59.32	
200 965A	T.I. (TEEN INSTITUTE)	82.02	0.00	0.00	82.02	0.00	82.02	
200 966A	COUNCIL FOR EXCEPTIONAL CHILDREN-C.E.C. CLUB	368.00	2,275.00	19.00	2,964.00	0.00	2,964.00	
200 967I	CLASS OF 2014	1,052.13	0.00	0.00	1,052.13	0.00	1,052.13	
200 967J	CLASS OF 2015	2,447.58	0.00	2,447.58	0.00	0.00	0.00	
200 967K	CLASS OF 2016	852.00	28.00	0.00	950.00	1,888.25	938.25-	
200 967L	CLASS OF 2017	721.00	0.00	0.00	840.00	0.00	840.00	
200 967M	CLASS OF 2018	266.60	0.00	0.00	420.60	0.00	420.60	
200 967N	CLASS OF 2019	0.00	0.00	0.00	119.00	0.00	119.00	
200 969A	REDBIRD	268.66	0.00	0.00	268.66	0.00	268.66	

*** NOTE!! ONLY ACTIVE ACCOUNTS HAVE BEEN SELECTED, TOTALS MAY EXCLUDE AMOUNTS THAT ARE RELATED TO INACTIVE ACCOUNTS.

Date: 12/02/2015
 Time: 1:18 pm

LOUDONVILLE-PERRYSVILLE EX VI
 Financial Report by Fund/Fund/SCC

Fund #	Fund Description	FYTD Receipts	MTD Expenditures	FYTD Expenditures	Current Fund Balance	Current Encumbrances	Unencumbered Fund Balance	Bank Code	
200 971A	HONOR SOCIETY 584.69	0.00	1,625.00	629.33	1,054.33	1,155.36	0.00	1,155.36	
200 973A	LEO CLUB 1,210.63	0.00	0.00	0.00	0.00	1,210.63	40.00	1,170.63	
200 974A	SKI CLUB 464.50	0.00	0.00	0.00	0.00	464.50	0.00	464.50	
200 975A	JOB SKILLS GROUP LHS 1,370.59	0.00	253.85	0.00	325.49	1,298.95	224.96	1,073.99	
200 976A	LHS PROM FUND 910.52	0.00	435.45	500.00	500.00	845.97	2,270.50	1,424.53-	
TOTAL FOR Fund 200 - STUDENT MANAGED ACTIVITY:		15,115.88	6,568.40	13,877.60	3,714.82	10,905.04	18,088.44	20,530.96	2,442.52-
300 913A	DRAMA CLUB 4,317.34	2,050.00	2,050.00	0.00	215.75	6,151.59	200.00	5,951.59	
300 940A	MUSIC DEPARTMENT 8,555.87	0.00	0.00	35.50	35.50	8,520.37	3,164.50	5,355.87	
300 950A	ATHLETIC FUND - HIGH SCHOOL 14,507.59	11,013.00	52,566.83	19,618.75	63,645.35	3,429.07	50,238.25	46,809.18-	
300 950B	ATHLETIC FUND - PERRYSVILLE JUNIOR HIGH 10,921.13	0.00	3,587.00	2,763.98	5,624.55	8,883.58	9,714.03	830.45-	
300 968A	YEARBOOK FUND HIGH SCHOOL 126.36	1,232.00	1,362.00	0.00	0.00	1,488.36	0.00	1,488.36	
TOTAL FOR Fund 300 - DISTRICT MANAGED ACTIVITY:		38,428.29	14,295.00	59,565.83	22,418.23	69,521.15	28,472.97	63,316.78	34,843.81-
451 9116	ONENET PUBLIC COMMUNICATIONS SUBSIDEY - FY16 0.00	3,600.00	3,600.00	0.00	0.00	3,600.00	0.00	3,600.00	
TOTAL FOR Fund 451 - DATA COMMUNICATION FUND:		0.00	3,600.00	3,600.00	0.00	0.00	3,600.00	0.00	3,600.00
461 9115	HSTW GRANT FY2015 2,907.35	0.00	0.00	0.00	2,907.35	0.00	0.00	0.00	
461 9116	HSTW GRANT FY2016 0.00	2,113.58	2,219.96	637.57	2,857.53	637.57-	1,292.92	1,930.49-	

*** NOTE!! ONLY ACTIVE ACCOUNTS HAVE BEEN SELECTED, TOTALS MAY EXCLUDE AMOUNTS THAT ARE RELATED TO INACTIVE ACCOUNTS.

Fund #	Fund Description	FYTD Receipts	MTD Expenditures	FYTD Expenditures	Current Fund Balance	Current Encumbrances	Unencumbered Fund Balance	Bank Code
TOTAL FOR Fund 461 - VOCATIONAL EDUC. ENHANCEMENTS								
	2,907.35	2,113.58	2,219.96	637.57	5,764.88	637.57-	1,292.92	1,930.49-
499 9115	PROJECT LEAD THE WAY FY15							
	2.59	0.00	0.00	0.00	0.00	2.59	0.00	2.59
TOTAL FOR Fund 499 - MISCELLANEOUS STATE GRANT FUN								
	2.59	0.00	0.00	0.00	0.00	2.59	0.00	2.59
516 9115	IDEA-B SPECIAL EDUCATION FY2015							
	2,229.70	0.00	32,599.40	0.00	34,829.10	0.00	0.00	0.00
516 9116	IDEA-B SPECIAL EDUCATION FY2016							
	0.00	19,447.06	47,575.09	18,488.12	66,063.21	18,488.12-	0.00	18,488.12-
TOTAL FOR Fund 516 - IDEA PART B GRANTS:								
	2,229.70	19,447.06	80,174.49	18,488.12	100,892.31	18,488.12-	0.00	18,488.12-
536 9115	TITLE I SCHOOL IMPROVEMENT GRANT FY15							
	589.28-	0.00	2,011.04	0.00	1,421.76	0.00	0.00	0.00
TOTAL FOR Fund 536 - TITLE I SCHOOL IMPROVEMENT A:								
	589.28-	0.00	2,011.04	0.00	1,421.76	0.00	0.00	0.00
572 9115	TITLE I: FY15							
	1,655.24	0.00	38,317.40	0.00	39,972.64	0.00	0.00	0.00
572 9116	TITLE I: FY16							
	0.00	27,550.08	67,088.10	26,653.68	93,741.78	26,653.68-	740.00	27,393.68-
572 9215	TITLE I - D MYA							
	1,175.81	0.00	6,949.95	0.00	8,125.76	0.00	0.00	0.00
572 9216	TITLE I - D MYA FY16							
	0.00	0.00	9,673.27	14,741.20	20,887.65	11,214.38-	85,925.92	97,140.30-
TOTAL FOR Fund 572 - TITLE I DISADVANTAGED CHILDRE								
	2,831.05	27,550.08	122,028.72	41,394.88	162,727.83	37,868.06-	86,665.92	124,533.98-
590 9115	TITLE II-A: IMPROVING TEACH. QUALITY - FY15							
	815.39	0.00	6,377.15	0.00	7,192.54	0.00	0.00	0.00
590 9116	TITLE II-A: IMPROVING TEACH. QUALITY - FY16							
	0.00	3,772.84	9,270.36	3,582.79	12,853.15	3,582.79-	0.00	3,582.79-
TOTAL FOR Fund 590 - IMPROVING TEACHER QUALITY:								
	815.39	3,772.84	15,647.51	3,582.79	20,045.69	3,582.79-	0.00	3,582.79-

*** NOTE!! ONLY ACTIVE ACCOUNTS HAVE BEEN SELECTED, TOTALS MAY EXCLUDE AMOUNTS THAT ARE RELATED TO INACTIVE ACCOUNTS.

Date: 12/02/2015
 Time: 1:18 pm

LOUDONVILLE-PERRYSVILLE EX VI
 Financial Report by Fund/Fund/SCC

Fund #	Fund Description	FYTD Receipts	MTD Expenditures	FYTD Expenditures	Current Fund Balance	Current Encumbrances	Unencumbered Fund Balance	Bank Code	
599 9115	TITLE VI-B RURAL & LOW INCOME FY15	1,133.12	0.00	1,133.12-	0.00	0.00	0.00		
599 9116	TITLE VI-B RURAL & LOW INCOME FY16	0.00	270.19	1,625.25	205.00-	9,006.19	9,211.19-		
TOTAL FOR Fund 599 - MISCELLANEOUS FED. GRANT FUND		1,133.12	270.19	492.13	205.00-	9,006.19	9,211.19-		
GRAND TOTALS:		4,192,408.55	874,062.59	7,642,603.72	1,478,484.81	7,385,861.75	4,449,150.52	2,188,754.10	2,260,396.42

*** NOTE!! ONLY ACTIVE ACCOUNTS HAVE BEEN SELECTED, TOTALS MAY EXCLUDE AMOUNTS THAT ARE RELATED TO INACTIVE ACCOUNTS.

Date: 12/02/15
 Time: 1:19 pm

LOUDONVILLE-PERRYSVILLE EX VI
 Revenue Account Summary
 SORTED BY FUND-SCC

Page: 1
 (REVSUM)

Account Number FND RCPT SCC SUBJ OU	Description	FYTD Receivable	FYTD Actual Receipts	MTD Actual Receipts	YTD Actual Receipts	FYTD Balance Receivable	FYTD Percent Received
001 1111 0000 000000 000	REAL ESTATE TAX - ASHLAND COUNTY	2,864,263.00	939,619.09	0.00	2,837,697.93	1,924,643.91	32.80
001 1122 0000 000000 000	PERSONAL PROPERTY TAX - ASHLAND CO.	706,329.00	332,088.60	0.00	806,201.43	374,240.40	47.02
001 1130 0000 000000 000	SCHOOL DISTRICT INCOME TAX	1,747,747.00	994,930.29	0.00	1,757,523.35	752,816.71	56.93
001 1190 0000 000000 000	MOBILE HOME TAX - ASHLAND	15,000.00	6,984.23	0.00	17,740.12	8,015.77	46.56
001 1221 0000 000000 000	TUITION - RECEIVED FROM OTHER DISTRICTS	20,000.00	4,199.28	0.00	14,522.52	15,800.72	21.00
001 1223 0000 000000 000	SPECIAL EDUCATION TUITION, EXCESS COSTS	15,000.00	0.00	0.00	8,525.74	15,000.00	0.00
001 1223 0000 000000 021	SPECIAL ED TUITION, EXCESS COSTS: TSYA	0.00	0.00	0.00	63,318.47	0.00	0.00
001 1227 0000 000000 000	OPEN ENROLLMENT - RECEIVED FROM OTHER DIST.	422,957.00	172,069.92	34,413.99	383,751.94	250,887.08	40.68
001 1390 0000 000000 000	TRANSPORTATION FEES	3,000.00	2,923.57	0.00	2,923.57	76.43	97.45
001 1410 0000 000000 000	INTEREST	17,000.00	4,437.46	237.09	11,222.17	12,562.54	26.10
001 1810 0000 000000 000	BUILDING & EQUIPMENTAL RENTAL	100.00	0.00	0.00	30.00	100.00	0.00
001 1933 0000 000000 000	SALE OF PROPERTY	1,000.00	0.00	0.00	22.14	1,000.00	0.00
001 3110 0000 000000 000	SCHOOL FOUNDATION PROGRAM	3,036,876.00	1,260,474.70	248,143.43	2,748,064.49	1,776,401.30	41.51
001 3110 0000 000000 201	SCH. FOUND-SPECIAL ED WEIGHTED AID	505,579.00	216,153.91	42,812.55	468,467.69	289,425.09	42.75
001 3110 0000 000000 202	SCH.FOUNDATION - K-3 LITERACY	65,631.00	27,389.85	5,483.47	59,901.54	38,241.15	41.73
001 3110 0000 000000 203	SCH. FOUNDATION - CAPACITY AID	189,707.00	79,693.72	16,061.97	79,693.72	110,013.28	42.01

*** NOTE!! ONLY ACTIVE ACCOUNTS HAVE BEEN SELECTED, TOTALS MAY EXCLUDE AMOUNTS THAT ARE RELATED TO INACTIVE ACCOUNTS. ***

Date: 12/02/15
 Time: 1:19 pm

LOUDONVILLE-PERRYSVILLE EX VI
 Revenue Account Summary
 SORTED BY FUND-SCC

Page: 2
 (REVSUM)

Account Number FND RCPT SCC SUBJ OU	Description	FYTD Receivable	FYTD Actual Receipts	MTD Actual Receipts	YTD Actual Receipts	FYTD Balance Receivable	FYTD Percent Received
001 3110 0000 000000 204	PUPIL TRANSPORTATION	438,135.00	169,518.67	31,292.12	348,566.63	268,616.33	38.69
001 3110 0000 000000 205	SCHOOL FOUNDATION - LEP	3,178.00	1,353.79	264.08	3,533.17	1,824.21	42.60
001 3110 0000 000000 206	SCH.FOUNDATION - TARGETED ASSISTANCE	831,264.00	336,489.56	68,694.50	574,269.00	494,774.44	40.48
001 3110 0000 000000 207	SPECIAL ED. TRANSPORTATION-SCHOOL FOUNDATION	18,020.00	7,508.51	1,501.70	15,038.76	10,511.49	41.67
001 3110 0000 000000 208	SCH. FOUNDATION - THIRD GRADE READING BONUS	16,099.00	0.00	0.00	0.00	16,099.00	0.00
001 3110 0000 000000 209	SCH.FOUNDATION - GIFTED SUPPLEMENT	60,836.00	25,381.62	5,165.16	55,152.29	35,454.38	41.72
001 3110 0000 000000 210	SCH. FOUNDATION - GRADUATION BONUS	14,279.00	0.00	0.00	0.00	14,279.00	0.00
001 3110 0000 000000 211	SCHOOL FOUNDATION - PRESCHOOL	122,997.00	51,567.64	10,598.12	102,970.68	71,429.36	41.93
001 3131 0000 000000 000	10% AND 2.5% ROLLBACK	430,000.00	218,222.51	8,967.44	437,197.41	211,777.49	50.75
001 3132 0000 000000 000	HOMESTEAD EXEMPTION	169,391.05	81,937.01	2,583.14	165,761.41	87,454.04	48.37
001 3135 0000 000000 000	TPP TAX REPLACEMENT FUNDS	87,997.95	43,998.98	0.00	73,331.63	43,998.97	50.00
001 3190 0000 000000 000	CASINO REVENUE	55,000.00	31,293.32	0.00	62,459.63	23,706.68	56.90
001 3211 0000 000000 000	SCH. FOUNDATION - ECONOMICALLY DISADVANTAGED	152,204.00	61,643.60	12,576.14	148,716.18	90,560.40	40.50
001 3219 0000 000000 000	SCHOOL FOUNDATION CAREER TECH & CATASTROPHIC	61,606.00	18,986.03	3,880.54	69,884.77	42,619.97	30.82
001 4220 0000 000000 000	RESTRICTED-GRANT-FEDERAL THRU STATE-CAFS-MED	30,000.00	13,898.16	4,083.04	69,521.74	16,101.84	46.33
001 5220 0000 000000 000	RETURN OF ADVANCE	74,569.46	74,569.46	0.00	74,569.46	0.00	100.00

*** NOTE!! ONLY ACTIVE ACCOUNTS HAVE BEEN SELECTED, TOTALS MAY EXCLUDE AMOUNTS THAT ARE RELATED TO INACTIVE ACCOUNTS. ***

Date: 12/02/15
 Time: 1:19 pm

LOUDONVILLE-PERRYSVILLE EX VI
 Revenue Account Summary
 SORTED BY FUND-SCC

Page: 3
 (REVSUM)

Account Number FND RCPT SCC SUBJ OU	Description	FYTD Receivable	FYTD Actual Receipts	MTD Actual Receipts	YTD Actual Receipts	FYTD Balance Receivable	FYTD Percent Received
001 5300 0000 000000 000	REFUND-PRIOR YEAR EXP. 5,000.00	5,000.00	2,423.52	0.00	25,773.79	2,576.48	48.47
001 1740 0001 000000 000	CLASSROOM FEES - MC MULLEN ELEMENTARY 5,200.00	5,200.00	4,290.00	450.00	8,140.00	910.00	82.50
001 1890 0001 000000 000	OTHER LOCAL SOURCES - MISC. 22,000.00	22,000.00	5,701.27	867.82	17,976.87	16,298.73	25.91
001 1890 0001 000000 021	OTHER LOCAL SOURCES - MYA RESIDENT DISTRICTS 20,000.00	20,000.00	7,475.13	1,334.31	20,021.13	12,524.87	37.38
001 1111 0002 000000 000	REAL ESTATE TAXES - HOLMES 584,000.00	584,000.00	247,884.61	0.00	566,142.40	336,115.39	42.45
001 1122 0002 000000 000	PERSONAL PROPERTY TAX - HOLMES 58,000.00	58,000.00	26,704.70	0.00	57,826.23	31,295.30	46.04
001 1190 0002 000000 000	MOBILE HOME TAX - HOLMES 3,500.00	3,500.00	1,811.86	0.00	3,455.55	1,688.14	51.77
001 1740 0002 000000 000	CLASSROOM FEES - BUDD ELEMENTARY 3,450.00	3,450.00	2,160.00	510.00	3,600.00	1,290.00	62.61
001 1111 0003 000000 000	REAL ESTATE TAXES - KNOX 150,000.00	150,000.00	78,355.13	0.00	167,849.00	71,644.87	52.24
001 1122 0003 000000 000	PERSONAL PROPERTY TAX - KNOX 27,000.00	27,000.00	13,868.40	0.00	27,978.55	13,131.60	51.36
001 1190 0003 000000 000	MOBILE HOME TAX - KNOX 950.00	950.00	593.30	0.00	2,868.12	356.70	62.45
001 1740 0003 000000 000	CLASSROOM FEES - PERRYSVILLE JR. HIGH 2,800.00	2,800.00	1,960.00	0.00	3,255.50	840.00	70.00
001 1111 0004 000000 000	REAL ESTATE TAXES - RICHLAND 138,000.00	138,000.00	57,480.31	0.00	140,827.33	80,519.69	41.65
001 1122 0004 000000 000	PERSONAL PROPERTY TAX - RICHLAND 42,000.00	42,000.00	20,923.94	0.00	44,175.71	21,076.06	49.82
001 1740 0004 000000 000	CLASSROOM FEES - HIGH SCHOOL 9,900.00	9,900.00	2,808.61	3.60	9,946.56	7,091.39	28.37

*** NOTE!! ONLY ACTIVE ACCOUNTS HAVE BEEN SELECTED, TOTALS MAY EXCLUDE AMOUNTS THAT ARE RELATED TO INACTIVE ACCOUNTS. ***

LOUDONVILLE-PERRYSVILLE EX VI
Revenue Account Summary
SORTED BY FUND-SCC

Account Number FND RCPT SCC SUBJ OU	Description	FYTD Receivable	FYTD Actual Receipts	MTD Actual Receipts	YTD Actual Receipts	FYTD Balance Receivable	FYTD Percent Received
*****TOTAL FOR FUND-SCC 001 0000 (GENERAL):							
Ex Tr/Ad		13,172,996.00	5,577,204.80	499,924.21	12,485,846.86	7,595,791.20	42.34
In Tr/Ad		13,247,565.46	5,651,774.26	499,924.21	12,560,416.32	7,595,791.20	42.66
=====							
001 1111 9992 000000 000	REAL ESTATE TAX - ASHLAND	325,000.00	325,000.00	0.00	239,913.75	0.00	100.00
*****TOTAL FOR FUND-SCC 001 9992 (CAPITAL/MAINTENANCE - SET-ASIDE):							
Ex Tr/Ad		325,000.00	325,000.00	0.00	239,913.75	0.00	100.00
In Tr/Ad		325,000.00	325,000.00	0.00	239,913.75	0.00	100.00
=====							
003 1111 0000 000000 000	PERMANENT IMPROVEMENT - R.E.	217,960.00	87,948.08	0.00	212,384.84	130,011.92	40.35
003 1122 0000 000000 000	PERMANENT IMPROVEMENT - PERSONAL PROPERTY	32,840.00	15,410.52	0.00	32,483.93	17,429.48	46.93
003 1190 0000 000000 000	PERMANENT IMPROVEMENT - MOBILE HOME TAX	1,100.00	550.40	0.00	1,196.48	549.60	50.04
003 1933 0000 000000 000	SALE OF PROPERTY	0.00	1.00	0.00	2.00	1.00-	0.00
003 3132 0000 000000 000	HOMESTEAD EXEMPTION	100.00	4,258.72	121.44	4,537.09	4,158.72-	0.00
003 3135 0000 000000 000	TPP FIXED RATE PAYMENT PI FUND	0.00	2,081.75	0.00	6,245.25	2,081.75-	0.00
*****TOTAL FOR FUND-SCC 003 0000 (PERMANENT IMPROVEMENT):							
Ex Tr/Ad		252,000.00	110,250.47	121.44	256,849.59	141,749.53	43.75
In Tr/Ad		252,000.00	110,250.47	121.44	256,849.59	141,749.53	43.75
=====							
006 1511 0000 000000 000	STUDENT - SALE OF BREAKFAST	9,275.00	1,784.10	602.45	7,157.80	7,490.90	19.24
006 1512 0000 000000 000	STUDENTS - SALE OF TYPE A LUNCHES	143,228.00	51,988.27	13,215.45	126,641.04	91,239.73	36.30
006 1513 0000 000000 000	STUDENTS - SALE OF ALA-CARTE	43,959.00	16,176.85	4,416.98	38,783.66	27,782.15	36.80

*** NOTE!! ONLY ACTIVE ACCOUNTS HAVE BEEN SELECTED, TOTALS MAY EXCLUDE AMOUNTS THAT ARE RELATED TO INACTIVE ACCOUNTS. ***

Date: 12/02/15
 Time: 1:19 pm

LOUDONVILLE-PERRYSVILLE EX VI
 Revenue Account Summary
 SORTED BY FUND-SCC

Account Number FND RCPT SCC SUBJ OU	Description	FYTD Receivable	FYTD Actual Receipts	MTD Actual Receipts	YTD Actual Receipts	FYTD Balance Receivable	FYTD Percent Received
006 1514 0000 000000 000	STUDENTS - SALE OF MILK	1,650.00	692.50	189.50	1,593.45	957.50	41.97
006 1523 0000 000000 000	ADULT - SALE OF ALA CARTE	8,654.00	2,328.05	744.00	6,702.15	6,325.95	26.90
006 1890 0000 000000 000	MISCELLANEOUS - LUNCHESES -HEAD START-KNO-HO-CO	576.00	0.00	0.00	367.30	576.00	0.00
006 3213 0000 000000 000	STATE RECEIPTS	5,455.00	432.12	0.00	4,456.19	5,022.88	7.92
006 3219 0000 000000 000	SCHOOL BREAKFAST GRANT	173.00	0.00	0.00	172.67	173.00	0.00
006 4120 0000 000000 000	FEDERAL LUNCH REIMBURSEMENT	206,458.00	53,114.49	53,114.49	179,624.41	153,343.51	25.73
006 4139 0000 000000 000	FEDERAL BREAKFAST REIMBURSEMENT	40,354.00	8,836.44	8,836.44	35,010.00	31,517.56	21.90
006 5300 0000 000000 000	FOOD SERVICE REFND OF PRIOR YEAR EXPENDITUR	13,147.00	0.00	0.00	489.95	13,147.00	0.00
*****TOTAL FOR FUND-SCC 006 0000 (FOOD SERVICES):							
Ex Tr/Ad		472,929.00	135,352.82	81,119.31	400,998.62	337,576.18	28.62
In Tr/Ad		472,929.00	135,352.82	81,119.31	400,998.62	337,576.18	28.62
=====							
007 1890 9001 000000 000	SPECIAL TRUST - 007 YOUNG TRUST	3,000.00	0.00	0.00	3,000.00	3,000.00	0.00
*****TOTAL FOR FUND-SCC 007 9001 (YOUNG TRUST):							
Ex Tr/Ad		3,000.00	0.00	0.00	3,000.00	3,000.00	0.00
In Tr/Ad		3,000.00	0.00	0.00	3,000.00	3,000.00	0.00
=====							
007 1890 9002 000000 000	HUGO H. &MABLE B.YOUNG O/S CITIZEN SCHOLARSH	12,000.00	0.00	0.00	12,000.00	12,000.00	0.00
*****TOTAL FOR FUND-SCC 007 9002 (HUGO H. & MABEL B. YOUNG O/S CITIZEN SCHOLAR.):							
Ex Tr/Ad		12,000.00	0.00	0.00	12,000.00	12,000.00	0.00
In Tr/Ad		12,000.00	0.00	0.00	12,000.00	12,000.00	0.00
=====							

*** NOTE!! ONLY ACTIVE ACCOUNTS HAVE BEEN SELECTED, TOTALS MAY EXCLUDE AMOUNTS THAT ARE RELATED TO INACTIVE ACCOUNTS. ***

Date: 12/02/15
 Time: 1:19 pm

LOUDONVILLE-PERRYVILLE EX VI
 Revenue Account Summary
 SORTED BY FUND-SCC

Account Number FND RCPT SCC SUBJ OU	Description	FYTD Receivable	FYTD Actual Receipts	MTD Actual Receipts	YTD Actual Receipts	FYTD Balance Receivable	FYTD Percent Received
007 1890 9004 000000 000	MILESTONE BENEFITS-STUDENT SCHOLARSHIP FUND	2,000.00	0.00	0.00	2,000.00	2,000.00	0.00
*****TOTAL FOR FUND-SCC 007 9004 (MILESTONE BENEFITS - STUDENT SCHOLARSHIP FUND):							
Ex Tr/Ad		2,000.00	0.00	0.00	2,000.00	2,000.00	0.00
In Tr/Ad		2,000.00	0.00	0.00	2,000.00	2,000.00	0.00
=====							
007 1890 9008 000000 000	YEAGER SCHOLARSHIP - SPECIAL TRUST	1,000.00	0.00	0.00	1,000.00	1,000.00	0.00
*****TOTAL FOR FUND-SCC 007 9008 (YEAGER SCHOLARSHIP - SPECIAL TRUST):							
Ex Tr/Ad		1,000.00	0.00	0.00	1,000.00	1,000.00	0.00
In Tr/Ad		1,000.00	0.00	0.00	1,000.00	1,000.00	0.00
=====							
007 1890 9014 000000 004	FRATERNAL ORDER OF EAGLES SCHOLARSHIP	3,000.00	0.00	0.00	3,000.00	3,000.00	0.00
*****TOTAL FOR FUND-SCC 007 9014 (FRATERNAL ORDER OF EAGLES SCHOLARSHIP):							
Ex Tr/Ad		3,000.00	0.00	0.00	3,000.00	3,000.00	0.00
In Tr/Ad		3,000.00	0.00	0.00	3,000.00	3,000.00	0.00
=====							
007 1890 9015 000000 004	MEDICAL MUTUAL SCHOLARSHIP PROCEEDS	500.00	0.00	0.00	500.00	500.00	0.00
*****TOTAL FOR FUND-SCC 007 9015 (MEDICAL MUTUAL SCHOLARSHIP):							
Ex Tr/Ad		500.00	0.00	0.00	500.00	500.00	0.00
In Tr/Ad		500.00	0.00	0.00	500.00	500.00	0.00
=====							
007 1890 9813 000000 002	TEACHERS STUDY LOUNGE-BUDD	300.00	160.00	0.00	196.76	140.00	53.33
*****TOTAL FOR FUND-SCC 007 9813 (C.E. BUDD TEACHER'S LOUNGE):							
Ex Tr/Ad		300.00	160.00	0.00	196.76	140.00	53.33
In Tr/Ad		300.00	160.00	0.00	196.76	140.00	53.33
=====							
007 1890 9814 000000 004	TEACHERS STUDY LOUNGE-HIGH SCHOOL	500.00	67.65	67.65	319.88	432.35	13.53

*** NOTE!! ONLY ACTIVE ACCOUNTS HAVE BEEN SELECTED, TOTALS MAY EXCLUDE AMOUNTS THAT ARE RELATED TO INACTIVE ACCOUNTS. ***

LOUDONVILLE-PERRYSVILLE EX VI
 Revenue Account Summary
 SORTED BY FUND-SCC

Account Number FND RCPT SCC SUBJ OU	Description	FYTD Receivable	FYTD Actual Receipts	MTD Actual Receipts	YTD Actual Receipts	FYTD Balance Receivable	FYTD Percent Received
*****TOTAL FOR FUND-SCC 007 9814 (TEACHERS STUDY LOUNGE-HIGH SCHOOL):							
Ex Tr/Ad		500.00	67.65	67.65	319.88	432.35	13.53
In Tr/Ad		500.00	67.65	67.65	319.88	432.35	13.53
=====							
007 5300 9816 000000 000	REFUND OF PRIOR YEAR RECEIPT: STALE CHECKS	0.00	0.00	0.00	1,510.40	0.00	0.00
*****TOTAL FOR FUND-SCC 007 9816 (UNCLAIMED FUNDS (STALE-DATED CHECKS)):							
Ex Tr/Ad		0.00	0.00	0.00	1,510.40	0.00	0.00
In Tr/Ad		0.00	0.00	0.00	1,510.40	0.00	0.00
=====							
009 1710 0000 000000 000	SALE OF SUPPLIES	4,000.00	296.10	0.00	1,887.85	3,703.90	7.40
*****TOTAL FOR FUND-SCC 009 0000 (UNIFORM SUPPLIES):							
Ex Tr/Ad		4,000.00	296.10	0.00	1,887.85	3,703.90	7.40
In Tr/Ad		4,000.00	296.10	0.00	1,887.85	3,703.90	7.40
=====							
014 1229 9021 000000 021	MYA TUITION	938,000.00	266,305.87	44,797.69	703,409.87	671,694.13	28.39
014 5210 9021 000000 021	MYA - ADVANCE IN	0.00	0.00	0.00	74,569.46	0.00	0.00
*****TOTAL FOR FUND-SCC 014 9021 (MOHICAN YOUTH ACADEMY):							
Ex Tr/Ad		938,000.00	266,305.87	44,797.69	703,409.87	671,694.13	28.39
In Tr/Ad		938,000.00	266,305.87	44,797.69	777,979.33	671,694.13	28.39
=====							
018 1626 9801 000000 003	ADMISSIONS-PERRYSVILLE	500.00	1,000.00	0.00	4,390.00	500.00-	200.00
*****TOTAL FOR FUND-SCC 018 9801 (PUBLIC SCHOOL SUPPORT FUND-PERRYSVILLE):							
Ex Tr/Ad		500.00	1,000.00	0.00	4,390.00	500.00-	200.00
In Tr/Ad		500.00	1,000.00	0.00	4,390.00	500.00-	200.00
=====							
018 1626 9802 000000 001	ADMISSIONS-MCMULLEN	4,600.00	423.79	67.80	4,988.41	4,176.21	9.21

*** NOTE!! ONLY ACTIVE ACCOUNTS HAVE BEEN SELECTED, TOTALS MAY EXCLUDE AMOUNTS THAT ARE RELATED TO INACTIVE ACCOUNTS. ***

LOUDONVILLE-PERRYVILLE EX VI
 Revenue Account Summary
 SORTED BY FUND-SCC

Account Number FND RCPT SCC SUBJ OU	Description	FYTD Receivable	FYTD Actual Receipts	MTD Actual Receipts	YTD Actual Receipts	FYTD Balance Receivable	FYTD Percent Received
*****TOTAL FOR FUND-SCC 018 9802 (PUBLIC SCHOOL SUPPORT FUND-MCMULLEN):							
Ex Tr/Ad		4,600.00	423.79	67.80	4,988.41	4,176.21	9.21
In Tr/Ad		4,600.00	423.79	67.80	4,988.41	4,176.21	9.21
=====							
018 1626 9803 000000 002	ADMISSIONS-BUDD	2,808.47	621.20	0.00	3,821.20	2,187.27	22.12
018 1626 9803 000000 602	MOHICAN OUT-DOOR-SCHOOL - C.E.BUDD	1,946.00	0.00	0.00	0.00	1,946.00	0.00
*****TOTAL FOR FUND-SCC 018 9803 (PUBLIC SCHOOL SUPPORT FUND-BUDD):							
Ex Tr/Ad		4,754.47	621.20	0.00	3,821.20	4,133.27	13.07
In Tr/Ad		4,754.47	621.20	0.00	3,821.20	4,133.27	13.07
=====							
018 1626 9804 000000 004	SALES - HIGH SCHOOL	500.00	850.00	100.00	19,878.51	350.00-	170.00
*****TOTAL FOR FUND-SCC 018 9804 (PUBLIC SCHOOL SUPPORT FUND-HIGH SCHOOL):							
Ex Tr/Ad		500.00	850.00	100.00	19,878.51	350.00-	170.00
In Tr/Ad		500.00	850.00	100.00	19,878.51	350.00-	170.00
=====							
019 1820 9203 000000 000	FIRST PRESBYTERIAN CHURCH: SCHOOL SUP DONATE	500.00	600.00	0.00	600.00	100.00-	120.00
*****TOTAL FOR FUND-SCC 019 9203 (FIRST PRESBYTERIAN CHURCH: SCHOOL SUPPLIES):							
Ex Tr/Ad		500.00	600.00	0.00	600.00	100.00-	120.00
In Tr/Ad		500.00	600.00	0.00	600.00	100.00-	120.00
=====							
019 1820 9401 000000 004	HUGO & MABEL YOUNG: IB SCHOOL FEES	2,400.00	0.00	0.00	2,400.00	2,400.00	0.00
*****TOTAL FOR FUND-SCC 019 9401 (HUGO & MABEL YOUNG FOUNDATION: IB SCHOOL FEES):							
Ex Tr/Ad		2,400.00	0.00	0.00	2,400.00	2,400.00	0.00
In Tr/Ad		2,400.00	0.00	0.00	2,400.00	2,400.00	0.00
=====							
019 1820 9506 000000 000	ARCHERY GRANT	3,000.00	2,500.00	2,500.00	2,500.00	500.00	83.33

*** NOTE!! ONLY ACTIVE ACCOUNTS HAVE BEEN SELECTED, TOTALS MAY EXCLUDE AMOUNTS THAT ARE RELATED TO INACTIVE ACCOUNTS. ***

LOUDONVILLE-PERRYSVILLE EX VI
 Revenue Account Summary
 SORTED BY FUND-SCC

Account Number FND RCPT SCC SUBJ OU	Description	FYTD Receivable	FYTD Actual Receipts	MTD Actual Receipts	YTD Actual Receipts	FYTD Balance Receivable	FYTD Percent Received
*****TOTAL FOR FUND-SCC 019 9506 (ARCHERY GRANT: FISHER):							
Ex Tr/Ad		3,000.00	2,500.00	2,500.00	2,500.00	500.00	83.33
In Tr/Ad		3,000.00	2,500.00	2,500.00	2,500.00	500.00	83.33
=====							
019 1820 9508 000000 000	MOHICAN AREA COMM FUND: EXTRA CURRICULARS	1,500.00	1,500.00	0.00	3,000.00	0.00	100.00
*****TOTAL FOR FUND-SCC 019 9508 (MOHICAN AREA COMMUNITY FUND: EXTRA CURRICULAR):							
Ex Tr/Ad		1,500.00	1,500.00	0.00	3,000.00	0.00	100.00
In Tr/Ad		1,500.00	1,500.00	0.00	3,000.00	0.00	100.00
=====							
019 1820 9509 000000 004	YOUNG GRANT: ROBOTICS LAB	0.00	0.00	0.00	24,162.00	0.00	0.00
*****TOTAL FOR FUND-SCC 019 9509 (YOUNG FOUNDATION GRANT: ROBOTICS LAB):							
Ex Tr/Ad		0.00	0.00	0.00	24,162.00	0.00	0.00
In Tr/Ad		0.00	0.00	0.00	24,162.00	0.00	0.00
=====							
019 1820 9601 000000 002	ACCF GRANT: LITTLE BITS	2,500.00	2,500.00	0.00	2,500.00	0.00	100.00
*****TOTAL FOR FUND-SCC 019 9601 (ACCF GRANT: STONER, C.E. BUDD):							
Ex Tr/Ad		2,500.00	2,500.00	0.00	2,500.00	0.00	100.00
In Tr/Ad		2,500.00	2,500.00	0.00	2,500.00	0.00	100.00
=====							
019 1820 9602 000000 004	ACCF GRANT: ASHBY LHS	2,015.00	2,015.00	0.00	2,015.00	0.00	100.00
*****TOTAL FOR FUND-SCC 019 9602 (ACCF GRANT: ASHBY LHS):							
Ex Tr/Ad		2,015.00	2,015.00	0.00	2,015.00	0.00	100.00
In Tr/Ad		2,015.00	2,015.00	0.00	2,015.00	0.00	100.00
=====							
019 1820 9603 000000 004	BELIEVE IN OHIO: YOUNGEN	0.00	800.00	800.00	800.00	800.00-	0.00

Account Number FND RCPT SCC SUBJ OU	Description	FYTD Receivable	FYTD Actual Receipts	MTD Actual Receipts	YTD Actual Receipts	FYTD Balance Receivable	FYTD Percent Received
*****TOTAL FOR FUND-SCC 019 9603 (BELIEVE IN OHIO: YOUNGEN):							
Ex Tr/Ad		0.00	800.00	800.00	800.00	800.00-	0.00
In Tr/Ad		0.00	800.00	800.00	800.00	800.00-	0.00
=====							
019 1820 9604 000000 002	FIRST ENERGY GRANT: GRIBBLE	1,000.00	1,000.00	1,000.00	1,000.00	0.00	100.00
*****TOTAL FOR FUND-SCC 019 9604 (FIRST ENERGY GRANT: GRIBBLE):							
Ex Tr/Ad		1,000.00	1,000.00	1,000.00	1,000.00	0.00	100.00
In Tr/Ad		1,000.00	1,000.00	1,000.00	1,000.00	0.00	100.00
=====							
019 1820 9702 000000 000	L-P FOUNDATION	0.00	8,681.00	0.00	8,681.00	8,681.00-	0.00
*****TOTAL FOR FUND-SCC 019 9702 (L-P ENDOWMENT FUND):							
Ex Tr/Ad		0.00	8,681.00	0.00	8,681.00	8,681.00-	0.00
In Tr/Ad		0.00	8,681.00	0.00	8,681.00	8,681.00-	0.00
=====							
022 1625 9501 000000 890	OHSAA SOCCER TOURNAMENT REVENUE	1,358.00	1,358.00	0.00	1,358.00	0.00	100.00
*****TOTAL FOR FUND-SCC 022 9501 (OHSAA TOURNAMENT GAME):							
Ex Tr/Ad		1,358.00	1,358.00	0.00	1,358.00	0.00	100.00
In Tr/Ad		1,358.00	1,358.00	0.00	1,358.00	0.00	100.00
=====							
024 1872 0000 000000 000	EMPLOYEE HEALTH BENEFITS - SELF INSURANCE	2,300,000.00	829,930.28	165,947.34	1,848,437.19	1,470,069.72	36.08
*****TOTAL FOR FUND-SCC 024 0000 (EMPLOYEE HEALTH BENEFITS - SELF-INSURANCE):							
Ex Tr/Ad		2,300,000.00	829,930.28	165,947.34	1,848,437.19	1,470,069.72	36.08
In Tr/Ad		2,300,000.00	829,930.28	165,947.34	1,848,437.19	1,470,069.72	36.08
=====							
200 1632 921A 000000 004	FOREIGN LANGUAGE - DUES / FEES	100.00	0.00	0.00	0.00	100.00	0.00

Date: 12/02/15
 Time: 1:19 pm

LOUDONVILLE-PERRYSVILLE EX VI
 Revenue Account Summary
 SORTED BY FUND-SCC

Page: 11
 (REVSUM)

Account Number FND RCPT SCC SUBJ OU	Description	FYTD Receivable	FYTD Actual Receipts	MTD Actual Receipts	YTD Actual Receipts	FYTD Balance Receivable	FYTD Percent Received
*****TOTAL FOR FUND-SCC 200 921A (FOREIGN LANGUAGE CLUB):							
Ex Tr/Ad		100.00	0.00	0.00	0.00	100.00	0.00
In Tr/Ad		100.00	0.00	0.00	0.00	100.00	0.00
=====							
200 1623 933A 000000 004	F.F.A. - SALES	33,230.00	6,262.15	2,774.25	17,961.28	26,967.85	18.84
200 1633 933A 000000 004	F.F.A. - DUES AND FEES	1,000.00	250.00	45.00	265.00	750.00	25.00
*****TOTAL FOR FUND-SCC 200 933A (F.F.A.):							
Ex Tr/Ad		34,230.00	6,512.15	2,819.25	18,226.28	27,717.85	19.02
In Tr/Ad		34,230.00	6,512.15	2,819.25	18,226.28	27,717.85	19.02
=====							
200 1625 943A 000000 004	DANCE TEAM - SALES	400.00	270.00	270.00	1,091.00	130.00	67.50
*****TOTAL FOR FUND-SCC 200 943A (DANCE TEAM):							
Ex Tr/Ad		400.00	270.00	270.00	1,091.00	130.00	67.50
In Tr/Ad		400.00	270.00	270.00	1,091.00	130.00	67.50
=====							
200 1616 961A 000000 004	STUDENT COUNCIL - ADMISSIONS	450.00	0.00	0.00	0.00	450.00	0.00
200 1626 961A 000000 004	STUDENT COUNCIL - SALES	0.00	920.15	720.15	920.15	920.15-	0.00
*****TOTAL FOR FUND-SCC 200 961A (STUDENT COUNCIL):							
Ex Tr/Ad		450.00	920.15	720.15	920.15	470.15-	204.48
In Tr/Ad		450.00	920.15	720.15	920.15	470.15-	204.48
=====							
200 1626 961B 000000 003	P.V. JR. HIGH STUDENT COUNCIL - SALES	1,000.00	406.00	406.00	633.00	594.00	40.60
*****TOTAL FOR FUND-SCC 200 961B (JR. HIGH STUDENT COUNCIL-PERRYSVILLE):							
Ex Tr/Ad		1,000.00	406.00	406.00	633.00	594.00	40.60
In Tr/Ad		1,000.00	406.00	406.00	633.00	594.00	40.60
=====							

*** NOTE!! ONLY ACTIVE ACCOUNTS HAVE BEEN SELECTED, TOTALS MAY EXCLUDE AMOUNTS THAT ARE RELATED TO INACTIVE ACCOUNTS. ***

Date: 12/02/15
 Time: 1:19 pm

LOUDONVILLE-PERRYSVILLE EX VI
 Revenue Account Summary
 SORTED BY FUND-SCC

Page: 12
 (REVSUM)

Account Number FND RCPT SCC SUBJ OU	Description	FYTD Receivable	FYTD Actual Receipts	MTD Actual Receipts	YTD Actual Receipts	FYTD Balance Receivable	FYTD Percent Received
200 1626 962A 000000 004	ACADEMIC CHALLENGE - SALES	400.00	350.00	50.00	350.00	50.00	87.50
*****TOTAL FOR FUND-SCC 200 962A (ACADEMIC CHALLENGE):							
Ex Tr/Ad		400.00	350.00	50.00	350.00	50.00	87.50
In Tr/Ad		400.00	350.00	50.00	350.00	50.00	87.50
=====							
200 1626 965A 000000 004	T.I. (TEEN INSTITUTE) - SALES	100.00	0.00	0.00	0.00	100.00	0.00
*****TOTAL FOR FUND-SCC 200 965A (T.I.):							
Ex Tr/Ad		100.00	0.00	0.00	0.00	100.00	0.00
In Tr/Ad		100.00	0.00	0.00	0.00	100.00	0.00
=====							
200 1626 966A 000000 004	COUNCIL FOR EXCEPTIONAL CHILDREN-C.E.C.CLUB	900.00	2,615.00	2,275.00	2,715.00	1,715.00-	290.56
*****TOTAL FOR FUND-SCC 200 966A (COUNCIL FOR EXCEPTIONAL CHILDREN-C.E.C. CLUB):							
Ex Tr/Ad		900.00	2,615.00	2,275.00	2,715.00	1,715.00-	290.56
In Tr/Ad		900.00	2,615.00	2,275.00	2,715.00	1,715.00-	290.56
=====							
200 1636 967J 000000 004	CLASS OF 2015: DUES & FEES	0.00	0.00	0.00	1,838.00	0.00	0.00
*****TOTAL FOR FUND-SCC 200 967J (CLASS OF 2015):							
Ex Tr/Ad		0.00	0.00	0.00	1,838.00	0.00	0.00
In Tr/Ad		0.00	0.00	0.00	1,838.00	0.00	0.00
=====							
200 1636 967K 000000 004	CLASS OF 2016: DUES & FEES	1,980.00	98.00	28.00	779.30-	1,882.00	4.95
*****TOTAL FOR FUND-SCC 200 967K (CLASS OF 2016):							
Ex Tr/Ad		1,980.00	98.00	28.00	779.30-	1,882.00	4.95
In Tr/Ad		1,980.00	98.00	28.00	779.30-	1,882.00	4.95
=====							
200 1636 967L 000000 004	CLASS OF 2017: DUES & FEES	350.00	119.00	0.00	329.00	231.00	34.00

*** NOTE!! ONLY ACTIVE ACCOUNTS HAVE BEEN SELECTED, TOTALS MAY EXCLUDE AMOUNTS THAT ARE RELATED TO INACTIVE ACCOUNTS. ***

LOUDONVILLE-PERRYSVILLE EX VI
 Revenue Account Summary
 SORTED BY FUND-SCC

Account Number FND RCPT SCC SUBJ OU	Description	FYTD Receivable	FYTD Actual Receipts	MTD Actual Receipts	YTD Actual Receipts	FYTD Balance Receivable	FYTD Percent Received
*****TOTAL FOR FUND-SCC 200 967L (CLASS OF 2017):							
Ex Tr/Ad		350.00	119.00	0.00	329.00	231.00	34.00
In Tr/Ad		350.00	119.00	0.00	329.00	231.00	34.00
=====							
200 1636 967M 000000 004	CLASS OF 2018: DUES & FEES	0.00	154.00	0.00	371.00	154.00-	0.00
*****TOTAL FOR FUND-SCC 200 967M (CLASS OF 2018):							
Ex Tr/Ad		0.00	154.00	0.00	371.00	154.00-	0.00
In Tr/Ad		0.00	154.00	0.00	371.00	154.00-	0.00
=====							
200 1636 967N 000000 004	CLASS OF 2019: DUES & FEES	658.00	119.00	0.00	119.00	539.00	18.09
*****TOTAL FOR FUND-SCC 200 967N (CLASS OF 2019):							
Ex Tr/Ad		658.00	119.00	0.00	119.00	539.00	18.09
In Tr/Ad		658.00	119.00	0.00	119.00	539.00	18.09
=====							
200 1621 969A 000000 004	REDBIRD - SALES	100.00	0.00	0.00	0.00	100.00	0.00
*****TOTAL FOR FUND-SCC 200 969A (REDBIRD):							
Ex Tr/Ad		100.00	0.00	0.00	0.00	100.00	0.00
In Tr/Ad		100.00	0.00	0.00	0.00	100.00	0.00
=====							
200 1627 971A 000000 004	HONOR SOCIETY - SALES	1,300.00	1,625.00	0.00	1,625.00	325.00-	125.00
*****TOTAL FOR FUND-SCC 200 971A (HONOR SOCIETY):							
Ex Tr/Ad		1,300.00	1,625.00	0.00	1,625.00	325.00-	125.00
In Tr/Ad		1,300.00	1,625.00	0.00	1,625.00	325.00-	125.00
=====							
200 1627 973A 000000 004	LEO CLUB - SALES	500.00	0.00	0.00	0.00	500.00	0.00

*** NOTE!! ONLY ACTIVE ACCOUNTS HAVE BEEN SELECTED, TOTALS MAY EXCLUDE AMOUNTS THAT ARE RELATED TO INACTIVE ACCOUNTS. ***

Date: 12/02/15
 Time: 1:19 pm

LOUDONVILLE-PERRYSVILLE EX VI
 Revenue Account Summary
 SORTED BY FUND-SCC

Page: 14
 (REVSUM)

Account Number FND RCPT SCC SUBJ OU	Description	FYTD Receivable	FYTD Actual Receipts	MTD Actual Receipts	YTD Actual Receipts	FYTD Balance Receivable	FYTD Percent Received
*****TOTAL FOR FUND-SCC 200 973A (LEO CLUB):							
Ex Tr/Ad		500.00	0.00	0.00	0.00	500.00	0.00
In Tr/Ad		500.00	0.00	0.00	0.00	500.00	0.00
=====							
200 1623 975A 000000 004	JOB SKILLS GROUP: REVENUE	850.00	253.85	0.00	844.69	596.15	29.86
*****TOTAL FOR FUND-SCC 200 975A (JOB SKILLS GROUP LHS):							
Ex Tr/Ad		850.00	253.85	0.00	844.69	596.15	29.86
In Tr/Ad		850.00	253.85	0.00	844.69	596.15	29.86
=====							
200 1616 976A 000000 004	PROM FUND: TICKET SALES	1,000.00	435.45	0.00	2,345.45	564.55	43.55
200 1626 976A 000000 004	PROM FUND: SALES (FUNDRAISERS)	2,000.00	0.00	0.00	1,073.30	2,000.00	0.00
*****TOTAL FOR FUND-SCC 200 976A (LHS PROM FUND):							
Ex Tr/Ad		3,000.00	435.45	0.00	3,418.75	2,564.55	14.52
In Tr/Ad		3,000.00	435.45	0.00	3,418.75	2,564.55	14.52
=====							
300 1621 913A 000000 004	DRAMA CLUB - SALES	600.00	2,050.00	2,050.00	2,050.00	1,450.00-	341.67
*****TOTAL FOR FUND-SCC 300 913A (DRAMA CLUB):							
Ex Tr/Ad		600.00	2,050.00	2,050.00	2,050.00	1,450.00-	341.67
In Tr/Ad		600.00	2,050.00	2,050.00	2,050.00	1,450.00-	341.67
=====							
300 1624 940A 000000 746	BAND - HIGH SCHOOL	300.00	0.00	0.00	0.00	300.00	0.00
300 1624 940A 000000 748	VOCAL-HS	1,500.00	0.00	0.00	0.00	1,500.00	0.00
300 1624 940A 000000 749	VOCAL/BAND - LHS MUSICAL	8,000.00	0.00	0.00	5,921.98	8,000.00	0.00

*** NOTE!! ONLY ACTIVE ACCOUNTS HAVE BEEN SELECTED, TOTALS MAY EXCLUDE AMOUNTS THAT ARE RELATED TO INACTIVE ACCOUNTS. ***

Date: 12/02/15
 Time: 1:19 pm

LOUDONVILLE-PERRYSVILLE EX VI
 Revenue Account Summary
 SORTED BY FUND-SCC

Page: 15
 (REVSUM)

Account Number FND RCPT SCC SUBJ OU	Description	FYTD Receivable	FYTD Actual Receipts	MTD Actual Receipts	YTD Actual Receipts	FYTD Balance Receivable	FYTD Percent Received
*****TOTAL FOR FUND-SCC 300 940A (MUSIC DEPARTMENT):							
Ex Tr/Ad		9,800.00	0.00	0.00	5,921.98	9,800.00	0.00
In Tr/Ad		9,800.00	0.00	0.00	5,921.98	9,800.00	0.00
=====							
300 1625 950A 000000 800	ATHLETIC DEPARTMENT - DONATIONS	25,000.00	6,897.00	0.00	30,098.08	18,103.00	27.59
300 1625 950A 000000 811	ADMISSIONS-BOYS BASEBALL	500.00	0.00	0.00	629.00	500.00	0.00
300 1625 950A 000000 812	ADMISSIONS-BOYS BASKETBALL	18,000.00	2,913.00	2,913.00	16,016.00	15,087.00	16.18
300 1625 950A 000000 816	FOOTBALL - HS	30,000.00	25,668.00	5,357.00	34,666.86	4,332.00	85.56
300 1625 950A 000000 827	ADMISSIONS-TRACK	7,000.00	300.00	0.00	7,201.00	6,700.00	4.29
300 1625 950A 000000 828	ADMISSIONS-WRESTLING	17,000.00	350.83	300.00-	15,542.33	16,649.17	2.06
300 1625 950A 000000 832	ADMISSIONS-GIRLS BASKETBALL	10,000.00	2,350.00	2,350.00	7,886.00	7,650.00	23.50
300 1625 950A 000000 834	ADMISSIONS-SOFTBALL	100.00	0.00	0.00	25.00	100.00	0.00
300 1625 950A 000000 835	ATHLETIC - VOLLEYBALL - HS	5,500.00	3,382.00	0.00	3,682.00	2,118.00	61.49
300 1625 950A 000000 855	CHEERLEADING - H/S	3,150.00	3,843.00	693.00	5,358.00	693.00-	122.00
300 1625 950A 000000 890	ATHLETIC: SOCCER - ADMISSIONS	6,000.00	6,863.00	0.00	6,863.00	863.00-	114.38
*****TOTAL FOR FUND-SCC 300 950A (ATHLETIC FUND - HIGH SCHOOL):							
Ex Tr/Ad		122,250.00	52,566.83	11,013.00	127,967.27	69,683.17	43.00
In Tr/Ad		122,250.00	52,566.83	11,013.00	127,967.27	69,683.17	43.00
=====							
300 1625 950B 000000 003	ATHLETIC FUND - PERRYSVILLE JUNIOR HIGH	12,000.00	3,587.00	0.00	11,477.00	8,413.00	29.89

*** NOTE!! ONLY ACTIVE ACCOUNTS HAVE BEEN SELECTED, TOTALS MAY EXCLUDE AMOUNTS THAT ARE RELATED TO INACTIVE ACCOUNTS. ***

LOUDONVILLE-PERRYVILLE EX VI
 Revenue Account Summary
 SORTED BY FUND-SCC

Account Number FND RCPT SCC SUBJ OU	Description	FYTD Receivable	FYTD Actual Receipts	MTD Actual Receipts	YTD Actual Receipts	FYTD Balance Receivable	FYTD Percent Received
*****TOTAL FOR FUND-SCC 300 950B (ATHLETIC FUND - PERRYVILLE JUNIOR HIGH):							
Ex Tr/Ad		12,000.00	3,587.00	0.00	11,477.00	8,413.00	29.89
In Tr/Ad		12,000.00	3,587.00	0.00	11,477.00	8,413.00	29.89
=====							
300 1626 968A 000000 004	YEARBOOK	10,800.00	1,362.00	1,232.00	6,580.21	9,438.00	12.61
*****TOTAL FOR FUND-SCC 300 968A (YEARBOOK FUND HIGH SCHOOL):							
Ex Tr/Ad		10,800.00	1,362.00	1,232.00	6,580.21	9,438.00	12.61
In Tr/Ad		10,800.00	1,362.00	1,232.00	6,580.21	9,438.00	12.61
=====							
451 3219 9115 000000 000	ONenet PUBLIC COMMUNICATIONS SUBSIDY	0.00	0.00	0.00	2,700.00	0.00	0.00
*****TOTAL FOR FUND-SCC 451 9115 (ONENET PUBLIC COMMUNICATIONS SUBSIDY - FY15):							
Ex Tr/Ad		0.00	0.00	0.00	2,700.00	0.00	0.00
In Tr/Ad		0.00	0.00	0.00	2,700.00	0.00	0.00
=====							
451 3219 9116 000000 000	ONenet PUBLIC COMMUNICATIONS SUBSIDY	5,400.00	3,600.00	3,600.00	3,600.00	1,800.00	66.67
*****TOTAL FOR FUND-SCC 451 9116 (ONENET PUBLIC COMMUNICATIONS SUBSIDY - FY16):							
Ex Tr/Ad		5,400.00	3,600.00	3,600.00	3,600.00	1,800.00	66.67
In Tr/Ad		5,400.00	3,600.00	3,600.00	3,600.00	1,800.00	66.67
=====							
461 3110 9115 000000 000	HIGH SCHOOLS THAT WORK GRANT	0.00	0.00	0.00	3,452.95	0.00	0.00
*****TOTAL FOR FUND-SCC 461 9115 (HSTW GRANT FY2015):							
Ex Tr/Ad		0.00	0.00	0.00	3,452.95	0.00	0.00
In Tr/Ad		0.00	0.00	0.00	3,452.95	0.00	0.00
=====							
461 3110 9116 000000 000	HIGH SCHOOLS THAT WORK GRANT	6,000.00	2,219.96	2,113.58	2,219.96	3,780.04	37.00

*** NOTE!! ONLY ACTIVE ACCOUNTS HAVE BEEN SELECTED, TOTALS MAY EXCLUDE AMOUNTS THAT ARE RELATED TO INACTIVE ACCOUNTS. ***

LOUDONVILLE-PERRYSVILLE EX VI
 Revenue Account Summary
 SORTED BY FUND-SCC

Account Number FND RCPT SCC SUBJ OU	Description	FYTD Receivable	FYTD Actual Receipts	MTD Actual Receipts	YTD Actual Receipts	FYTD Balance Receivable	FYTD Percent Received
*****TOTAL FOR FUND-SCC 461 9116 (HSTW GRANT FY2016):							
Ex Tr/Ad		6,000.00	2,219.96	2,113.58	2,219.96	3,780.04	37.00
In Tr/Ad		6,000.00	2,219.96	2,113.58	2,219.96	3,780.04	37.00
=====							
506 4220 9115 000000 000	RACE TO THE TOP	0.00	0.00	0.00	15,624.11	0.00	0.00
*****TOTAL FOR FUND-SCC 506 9115 (RACE TO THE TOP FY15):							
Ex Tr/Ad		0.00	0.00	0.00	15,624.11	0.00	0.00
In Tr/Ad		0.00	0.00	0.00	15,624.11	0.00	0.00
=====							
516 4220 9115 000000 000	IDEA-B: SPECIAL EDUCATION	36,000.00	32,599.40	0.00	151,716.38	3,400.60	90.55
*****TOTAL FOR FUND-SCC 516 9115 (IDEA-B SPECIAL EDUCATION FY2015):							
Ex Tr/Ad		36,000.00	32,599.40	0.00	151,716.38	3,400.60	90.55
In Tr/Ad		36,000.00	32,599.40	0.00	151,716.38	3,400.60	90.55
=====							
516 4220 9116 000000 000	IDEA-B: SPECIAL EDUCATION	240,829.67	47,575.09	19,447.06	47,575.09	193,254.58	19.75
*****TOTAL FOR FUND-SCC 516 9116 (IDEA-B SPECIAL EDUCATION FY2016):							
Ex Tr/Ad		240,829.67	47,575.09	19,447.06	47,575.09	193,254.58	19.75
In Tr/Ad		240,829.67	47,575.09	19,447.06	47,575.09	193,254.58	19.75
=====							
536 4220 9115 000000 000	TITLE I SCHOOL IMPROVEMENT GRANT	2,011.04	2,011.04	0.00	28,364.96	0.00	100.00
*****TOTAL FOR FUND-SCC 536 9115 (TITLE I SCHOOL IMPROVEMENT GRANT FY15):							
Ex Tr/Ad		2,011.04	2,011.04	0.00	28,364.96	0.00	100.00
In Tr/Ad		2,011.04	2,011.04	0.00	28,364.96	0.00	100.00
=====							
536 4220 9116 000000 000	TITLE I SCHOOL IMPROVEMENT GRANT	15,862.17	0.00	0.00	0.00	15,862.17	0.00

Date: 12/02/15
 Time: 1:19 pm

LOUDONVILLE-PERRYSVILLE EX VI
 Revenue Account Summary
 SORTED BY FUND-SCC

Page: 18
 (REVSUM)

Account Number FND RCPT SCC SUBJ OU	Description	FYTD Receivable	FYTD Actual Receipts	MTD Actual Receipts	YTD Actual Receipts	FYTD Balance Receivable	FYTD Percent Received
*****TOTAL FOR FUND-SCC 536 9116 (TITLE I SCHOOL IMPROVEMENT GRANT FY16):							
Ex Tr/Ad		15,862.17	0.00	0.00	0.00	15,862.17	0.00
In Tr/Ad		15,862.17	0.00	0.00	0.00	15,862.17	0.00
=====							
572 4220 9115 000000 000	TITLE I	48,000.00	38,317.40	0.00	277,496.20	9,682.60	79.83
*****TOTAL FOR FUND-SCC 572 9115 (TITLE I: FY15):							
Ex Tr/Ad		48,000.00	38,317.40	0.00	277,496.20	9,682.60	79.83
In Tr/Ad		48,000.00	38,317.40	0.00	277,496.20	9,682.60	79.83
=====							
572 4220 9116 000000 000	TITLE I	407,802.82	67,088.10	27,550.08	67,088.10	340,714.72	16.45
*****TOTAL FOR FUND-SCC 572 9116 (TITLE I: FY16):							
Ex Tr/Ad		407,802.82	67,088.10	27,550.08	67,088.10	340,714.72	16.45
In Tr/Ad		407,802.82	67,088.10	27,550.08	67,088.10	340,714.72	16.45
=====							
572 4220 9215 000000 021	TITLE I-D MYA	8,323.22	6,949.95	0.00	35,949.95	1,373.27	83.50
*****TOTAL FOR FUND-SCC 572 9215 (TITLE I - D MYA):							
Ex Tr/Ad		8,323.22	6,949.95	0.00	35,949.95	1,373.27	83.50
In Tr/Ad		8,323.22	6,949.95	0.00	35,949.95	1,373.27	83.50
=====							
572 4220 9216 000000 021	TITLE I-D MYA	107,627.12	9,673.27	0.00	9,673.27	97,953.85	8.99
*****TOTAL FOR FUND-SCC 572 9216 (TITLE I - D MYA FY16):							
Ex Tr/Ad		107,627.12	9,673.27	0.00	9,673.27	97,953.85	8.99
In Tr/Ad		107,627.12	9,673.27	0.00	9,673.27	97,953.85	8.99
=====							
590 4220 9115 000000 000	TITLE II-A: IMPROV. TEACHING QUALITY	7,000.00	6,377.15	0.00	32,377.15	622.85	91.10

*** NOTE!! ONLY ACTIVE ACCOUNTS HAVE BEEN SELECTED, TOTALS MAY EXCLUDE AMOUNTS THAT ARE RELATED TO INACTIVE ACCOUNTS. ***

Date: 12/02/15
 Time: 1:19 pm

LOUDONVILLE-PERRYSVILLE EX VI
 Revenue Account Summary
 SORTED BY FUND-SCC

Page: 19
 (REVSUM)

Account Number FND RCPT SCC SUBJ OU	Description	FYTD Receivable	FYTD Actual Receipts	MTD Actual Receipts	YTD Actual Receipts	FYTD Balance Receivable	FYTD Percent Received
*****TOTAL FOR FUND-SCC 590 9115 (TITLE II-A: IMPROVING TEACH. QUALITY - FY15):							
Ex Tr/Ad		7,000.00	6,377.15	0.00	32,377.15	622.85	91.10
In Tr/Ad		7,000.00	6,377.15	0.00	32,377.15	622.85	91.10
=====							
590 4220 9116 000000 000	TITLE II-A: IMPROV. TEACHING QUALITY	43,110.19	9,270.36	3,772.84	9,270.36	33,839.83	21.50
*****TOTAL FOR FUND-SCC 590 9116 (TITLE II-A: IMPROVING TEACH. QUALITY - FY16):							
Ex Tr/Ad		43,110.19	9,270.36	3,772.84	9,270.36	33,839.83	21.50
In Tr/Ad		43,110.19	9,270.36	3,772.84	9,270.36	33,839.83	21.50
=====							
599 4220 9115 000000 000	TITLE VI-B RURAL & LOW INCOME	0.00	1,133.12-	0.00	8,866.88	1,133.12	0.00
*****TOTAL FOR FUND-SCC 599 9115 (TITLE VI-B RURAL & LOW INCOME FY15):							
Ex Tr/Ad		0.00	1,133.12-	0.00	8,866.88	1,133.12	0.00
In Tr/Ad		0.00	1,133.12-	0.00	8,866.88	1,133.12	0.00
=====							
599 4220 9116 000000 000	TITLE VI-B RURAL & LOW INCOME	30,999.31	1,625.25	270.19	1,625.25	29,374.06	5.24
*****TOTAL FOR FUND-SCC 599 9116 (TITLE VI-B RURAL & LOW INCOME FY16):							
Ex Tr/Ad		30,999.31	1,625.25	270.19	1,625.25	29,374.06	5.24
In Tr/Ad		30,999.31	1,625.25	270.19	1,625.25	29,374.06	5.24
=====							
*****GRAND TOTALS:							
Ex Tr/Ad		18,672,586.01	7,568,034.26	874,062.59	16,926,263.53	11,104,551.75	40.53
In Tr/Ad		18,747,155.47	7,642,603.72	874,062.59	17,075,402.45	11,104,551.75	40.77
=====							

*** NOTE!! ONLY ACTIVE ACCOUNTS HAVE BEEN SELECTED, TOTALS MAY EXCLUDE AMOUNTS THAT ARE RELATED TO INACTIVE ACCOUNTS. ***

Date: 12/02/2015
Time: 1:19 pm

LOUDONVILLE-PERRYSVILLE EX VI
SORT BY CHECK NUMBER
CHECK DATES BETWEEN 11/01/2015 AND 11/30/2015
WARRANT, REFUND, MEMO CHECKS

Page: 1
(CHEKPY)

CHECK	TYPE	DATE	VENDOR	VENDOR	STATUS/DATE	BANK CODE	CHECK AMOUNT
083943	W	11/04/2015	JIM GALE	000029	RECONCILED:11/30/2015		34.94
083944	W	11/04/2015	TERRI BLANCHARD	000051	RECONCILED:11/30/2015		78.20
083945	W	11/04/2015	JOHN MILLER	000066	RECONCILED:11/30/2015		182.85
083946	W	11/04/2015	CHRIS PERETTI	000073	RECONCILED:11/30/2015		42.00
083947	W	11/04/2015	JENNIFER VAUGHAN	000095	RECONCILED:11/30/2015		57.50
083948	W	11/04/2015	MATTHEW STAKE	000101	RECONCILED:11/30/2015		44.10
083949	W	11/04/2015	TREVA M PURDY	000136	RECONCILED:11/30/2015		50.00
083950	W	11/04/2015	JOHN LANCE	000144	RECONCILED:11/30/2015		127.50
083951	W	11/04/2015	JUDY KOPPERT	000167	RECONCILED:11/30/2015		150.58
083952	W	11/04/2015	STATE OF OHIO OFFICE OF AUDITOR	000227	RECONCILED:11/30/2015		6,006.50
083953	W	11/04/2015	PRECISION COLLISION	000260	RECONCILED:11/30/2015		1,717.18
083954	W	11/04/2015	LORI BYERS DBA SAY IT WITH STYLE	000347	RECONCILED:11/30/2015		50.00
083955	W	11/04/2015	CASEY'S RENTAL & REPAIR	000422	RECONCILED:11/30/2015		72.00
083956	W	11/04/2015	EDUCATIONAL INNOVATIONS	000640	RECONCILED:11/30/2015		17.90
083957	W	11/04/2015	EPIC SPORTS	000643	RECONCILED:11/30/2015		54.43
083958	W	11/04/2015	FOUR SEASONS FLOWERS & GIFTS	000745	RECONCILED:11/30/2015		240.97
083959	W	11/04/2015	FURBAY ELECTRIC SUPPLY CO	000763	RECONCILED:11/30/2015		533.82
083960	W	11/04/2015	G-SPORTS WRESTLING	000804	RECONCILED:11/30/2015		807.70
083961	W	11/04/2015	GOVCONNECTION	000817	RECONCILED:11/30/2015		2,054.10
083962	W	11/04/2015	G AND G INC	000861	RECONCILED:11/30/2015		5,660.00
083963	W	11/04/2015	HACKWORTH ELECTRIC MOTORS INC	000900	RECONCILED:11/30/2015		573.70
083964	W	11/04/2015	HUGH O'BRIAN YOUTH LEADERSHIP	000996	RECONCILED:11/30/2015		195.00
083965	W	11/04/2015	KONICA MINOLTA PREMIER FINANCE	001153	RECONCILED:11/30/2015		756.33
083966	W	11/04/2015	MT BUSINESS TECHNOLOGIES INC 1150 NAT'L PKWY	001311	RECONCILED:11/30/2015		139.07
083967	W	11/04/2015	MODERN HOME SUPPLY INC	001320	RECONCILED:11/30/2015		877.69
083968	W	11/04/2015	MVD SPORTS & SPECIALTIES	001364	RECONCILED:11/30/2015		4,754.00
083969	W	11/04/2015	OHIO SCHOOL IMPROVEMENT INST C/O THE MEETING CONNECTION	001408	RECONCILED:11/30/2015		400.00
083970	W	11/04/2015	OHIO EDISON COMPANY	001411	RECONCILED:11/30/2015		974.72
083971	W	11/04/2015	PHASE II PIZZA	001506	RECONCILED:11/30/2015		149.12
083972	W	11/04/2015	PSAT/NMSQT	001537	RECONCILED:11/30/2015		270.00
083973	W	11/04/2015	PIONEER ATHLETICS	001588	RECONCILED:11/30/2015		780.00
083974	W	11/04/2015	PERRY CORPORATION	001593	RECONCILED:11/30/2015		56.87
083975	W	11/04/2015	RABY HARDWARE	001600	RECONCILED:11/30/2015		45.51
083976	W	11/04/2015	RUMPKE CONSOLIDATED CO	001608	RECONCILED:11/30/2015		1,046.74
083977	W	11/04/2015	RACHEL WIXEY & ASSOCIATES	001673	RECONCILED:11/30/2015		3,275.30
083978	W	11/04/2015	RHOADS JEWELRY & GIFTS LINDA BRISCOE	001683	RECONCILED:11/30/2015		48.00
083979	W	11/04/2015	SCHOLASTIC INC	001734	RECONCILED:11/30/2015		464.65
083980	W	11/04/2015	STANDARD PLUMBING & HEATING	001740	RECONCILED:11/30/2015		3,033.00
083981	W	11/04/2015	TRUGREEN	001836	RECONCILED:11/30/2015		945.00
083982	W	11/04/2015	TRAIL'S END PIZZA CO	001856	RECONCILED:11/30/2015		258.10
083983	W	11/04/2015	TIME WARNER CABLE ATTN: HOWARD CLENDENIN	001857	RECONCILED:11/30/2015		109.99
083984	W	11/04/2015	MOHICAN YOUTH ACADEMY	001874	RECONCILED:11/30/2015		10,995.60
083985	W	11/04/2015	TRI COUNTY E S C	001879	RECONCILED:11/30/2015		44,000.72
083986	W	11/04/2015	US BANK OFFICE EQUIPMENT FINANCE SERV	001912	RECONCILED:11/30/2015		1,889.69
083987	W	11/04/2015	VARSITY SCOREBOARDS	001958	RECONCILED:11/30/2015		1,005.00

Date: 12/02/2015
 Time: 1:19 pm

LOUDONVILLE-PERRYSVILLE EX VI
 SORT BY CHECK NUMBER
 CHECK DATES BETWEEN 11/01/2015 AND 11/30/2015
 WARRANT, REFUND, MEMO CHECKS

Page: 2
 (CHEKPY)

CHECK	TYPE	DATE	VENDOR	VENDOR	STATUS/DATE	BANK CODE	CHECK AMOUNT
083988	W	11/04/2015	FRONTIER	001976	RECONCILED:11/30/2015		449.12
083989	W	11/04/2015	WALTER FAWCETT	003033	RECONCILED:11/30/2015		65.00
083990	W	11/04/2015	RICHARD SCHUMACHER	003454	RECONCILED:11/30/2015		65.00
083991	W	11/04/2015	RICHARD FITZSIMMONS JR	003745	RECONCILED:11/30/2015		65.00
083992	W	11/04/2015	TODD HOLLETT	003789	RECONCILED:11/30/2015		65.00
083993	W	11/04/2015	ALBERTO MARRA	003793	RECONCILED:11/30/2015		120.00
083994	W	11/04/2015	ADAM TOHILL	003794	RECONCILED:11/30/2015		65.00
083995	W	11/04/2015	EON DEAN	003795	RECONCILED:11/30/2015		65.00
083996	W	11/04/2015	LINDY FILTER	004000	RECONCILED:11/30/2015		36.00
083997	W	11/04/2015	KAY KICK	004485	RECONCILED:11/30/2015		25.00
083998	W	11/04/2015	CINDY PRIBBLE	004611	RECONCILED:11/30/2015		25.00
083999	W	11/04/2015	SHANNON HALL	005037	RECONCILED:11/30/2015		26.50
084000	W	11/04/2015	RENEE LEFELHOC	005084	RECONCILED:11/30/2015		40.00
084001	W	11/04/2015	SCHOOL EMPLOYEES RET. SYSTEM	009046	RECONCILED:11/30/2015		1,411.34
084002	W	11/04/2015	AMAZON.COM	010255	RECONCILED:11/30/2015		550.96
084003	W	11/04/2015	ADVANCE AUTO PARTS	010282	RECONCILED:11/30/2015		17.97
084004	W	11/04/2015	AMERICAN AIRLINES	010286	RECONCILED:11/30/2015		1,656.25
084005	W	11/04/2015	MICHELLE BASH DBA BASH DESIGNS	010327	RECONCILED:11/30/2015		216.00
084006	W	11/04/2015	CTB/MCGRAW HILL CUSTOMERS SERVICES	010402	RECONCILED:11/30/2015		1,610.18
084007	W	11/04/2015	CERIDIAN BENEFITS SERVICES	010419	RECONCILED:11/30/2015		215.52
084008	W	11/04/2015	MATHESON TRI-GAS INC	013009	RECONCILED:11/30/2015		62.66
084009	W	11/04/2015	MEDCO SCHOOL FIRST AID	013025	RECONCILED:11/30/2015		391.44
084010	W	11/04/2015	MCCONKEY CONSTRUCTION, LLC BRIAN MCCONKEY	013084	RECONCILED:11/30/2015		19,500.00
084011	W	11/04/2015	OAHPERD	014058	RECONCILED:11/30/2015		125.00
084012	W	11/04/2015	NORTHEAST DISTRICT ATHLETIC BOARD	014068	RECONCILED:11/30/2015		354.84
084013	W	11/04/2015	OAPSA ATTN: GWENN SPENCE	014084			60.00
084014	W	11/04/2015	NAPSA ATTN: WAYNE FAUSNAUGHT, DIR.	014101	RECONCILED:11/30/2015		95.00
084015	W	11/04/2015	OMNI SHOREHAM HOTEL	014102	RECONCILED:11/30/2015		925.00
084016	W	11/04/2015	REALLY GOOD STUFF	016003	RECONCILED:11/30/2015		552.95
084017	W	11/04/2015	STATE SUPPLY CO	017019	RECONCILED:11/30/2015		1,540.87
084018	W	11/04/2015	STAKE'S SHORT STOP	017043	RECONCILED:11/30/2015		50.00
084019	B	11/05/2015	MASON MYERS MR. JASON MYERS	004616	RECONCILED:11/30/2015		48.00
084020	W	11/05/2015	LOWES COMPANIES INC	001269	RECONCILED:11/30/2015		449.94
084021	W	11/11/2015	BETH RING	000021	RECONCILED:11/30/2015		31.63
084022	W	11/11/2015	JIM GALE	000029	RECONCILED:11/30/2015		12.98
084023	W	11/11/2015	JENNIFER VAUGHAN	000095	RECONCILED:11/30/2015		23.00
084024	W	11/11/2015	KENDRA CARNEGIE	000198	RECONCILED:11/30/2015		532.00
084025	W	11/11/2015	ALL AMERICAN/RIDDELL	000265	RECONCILED:11/30/2015		4,803.09
084026	W	11/11/2015	AMERICHEER COMPETITIONS	000278	RECONCILED:11/30/2015		275.00
084027	W	11/11/2015	B & H PHOTO	000372	RECONCILED:11/30/2015		2,783.28
084028	W	11/11/2015	BORGMAN ATHLETICS RYAN BORGMAN	000398	RECONCILED:11/30/2015		4,740.00
084029	W	11/11/2015	CASEY'S RENTAL & REPAIR	000422	RECONCILED:11/30/2015		120.00
084030	W	11/11/2015	CONNECTION EDUCATION SERVICES LEAP PROGRAM	000464	RECONCILED:11/30/2015		17,940.00

Date: 12/02/2015
 Time: 1:19 pm

LOUDONVILLE-PERRYVILLE EX VI
 SORT BY CHECK NUMBER
 CHECK DATES BETWEEN 11/01/2015 AND 11/30/2015
 WARRANT, REFUND, MEMO CHECKS

Page: 3
 (CHEKPY)

CHECK	TYPE	DATE	VENDOR	VENDOR	STATUS/DATE	BANK CODE	CHECK AMOUNT
084031	W	11/11/2015	DAYTON MARRIOTT	000569	RECONCILED:11/30/2015		540.60
084032	W	11/11/2015	DAVID WILLIAMS AND ASSOCIATES	000592	RECONCILED:11/30/2015		1,616.33
084033	W	11/11/2015	EMBASSY SUITES HOTEL	000604	RECONCILED:11/30/2015		240.00
084034	W	11/11/2015	EJ THERAPY SERVICES	000618	RECONCILED:11/30/2015		6,260.40
084035	W	11/11/2015	1ST CHOICE ENERGY SERVICES	000718	RECONCILED:11/30/2015		7,269.26
084036	W	11/11/2015	FARM SCIENCE REVIEW	000742	RECONCILED:11/30/2015		343.00
084037	W	11/11/2015	FOLLETT SCHOOL SOLUTIONS INC	000748	RECONCILED:11/30/2015		2,537.80
084038	W	11/11/2015	FURBAY ELECTRIC SUPPLY CO	000763	RECONCILED:11/30/2015		756.00
084039	W	11/11/2015	HILLSDALE LOCAL SCHOOL DIST.	000919	RECONCILED:11/30/2015		8,250.00
084040	W	11/11/2015	MANSFIELD TRUCK SALES &SERVICE	000921	RECONCILED:11/30/2015		341.17
084041	W	11/11/2015	IRWINS OFFICE SUPPLIES	001007	RECONCILED:11/30/2015		664.61
084042	W	11/11/2015	KELE INC	001118	RECONCILED:11/30/2015		30.11
084043	W	11/11/2015	KIMBALL MIDWEST	001190	RECONCILED:11/30/2015		218.17
084044	W	11/11/2015	LOUDONVILLE FARMERS EQUITY CO.	001209	RECONCILED:11/30/2015		21.50
084045	W	11/11/2015	LIFETOUCH PUBLISHING INC	001235	RECONCILED:11/30/2015		615.56
084046	W	11/11/2015	MVD SPORTS & SPECIALTIES	001364	RECONCILED:11/30/2015		418.00
084047	W	11/11/2015	OHIO EDISON COMPANY	001411	RECONCILED:11/30/2015		1,375.89
084048	W	11/11/2015	OHSFSCA C/O SHELLEY MONAS	001418	RECONCILED:11/30/2015		35.00
084049	W	11/11/2015	NATIONAL FFA ORGANIZATION	001471	RECONCILED:11/30/2015		1,289.00
084050	W	11/11/2015	PRACTICAL SOLUTIONS FOR EDUCATORS	001598	RECONCILED:11/30/2015		100.00
084051	W	11/11/2015	RENWICK, WELSH, & BURTON LLC	001626	RECONCILED:11/30/2015		1,762.50
084052	W	11/11/2015	ROGERS ATHLETIC COMPANY	001670	RECONCILED:11/30/2015		1,513.00
084053	W	11/11/2015	SNYDER BROTHERS	001720	RECONCILED:11/30/2015		283.98
084054	W	11/11/2015	STANTON'S SHEET MUSIC INC	001725	RECONCILED:11/30/2015		2,692.69
084055	W	11/11/2015	STAKE'S IGA	001786	RECONCILED:11/30/2015		133.24
084056	W	11/11/2015	TAMS-WITMARK MUSIC LIBRARY	001806	RECONCILED:11/30/2015		35.50
084057	W	11/11/2015	TRI COUNTY E S C	001879	RECONCILED:11/30/2015		129,393.31
084058	W	11/11/2015	BRANDON BARNES	003796	RECONCILED:11/30/2015		62.00
084059	W	11/11/2015	CINDY PRIBBLE	004611	RECONCILED:11/30/2015		150.00
084060	W	11/11/2015	CASEY GARVER	005064	RECONCILED:11/30/2015		110.95
084061	W	11/11/2015	AGILE SPORTS TECHNOLOGIES	010257	RECONCILED:11/30/2015		400.00
084062	W	11/11/2015	ADVANCE AUTO PARTS	010282	RECONCILED:11/30/2015		7.49
084063	W	11/11/2015	BRENNER'S DRAIN PRO	010333	RECONCILED:11/30/2015		75.00
084064	W	11/11/2015	CARDINAL BUS SALES & SERVICE	010436	RECONCILED:11/30/2015		968.59
084065	W	11/11/2015	HILTON HOTEL	010938	RECONCILED:11/30/2015		320.00
084066	W	11/11/2015	NEOLA, INC CORPORATE OFFICE	014108	RECONCILED:11/30/2015		1,125.00
084067	W	11/11/2015	OHSFSCA CLINIC	014110	RECONCILED:11/30/2015		240.00
084068	W	11/11/2015	SHERWIN-WILLIAMS COMPANY	017028	RECONCILED:11/30/2015		481.79
084069	W	11/11/2015	STANLEY STEEMER	017084	RECONCILED:11/30/2015		150.00
084070	W	11/11/2015	SCREEN SURGEONS	017111	RECONCILED:11/30/2015		310.00
084071	W	11/16/2015	WEB CONSTRUCTION	002082	RECONCILED:11/30/2015		15,973.29
084072	B	11/17/2015	KELLY SEBOE ATHLETIC DIRECTOR	000122	RECONCILED:11/30/2015		1,000.00
084073	W	11/18/2015	JIM GALE	000029	RECONCILED:11/30/2015		40.55
084074	W	11/18/2015	ANNETTE GORRELL	000054	RECONCILED:11/30/2015		302.60
084075	W	11/18/2015	AIR SOLUTIONS OF OHIO	000237	RECONCILED:11/30/2015		108.00
084076	W	11/18/2015	ASHLAND UNIVERSITY	000269	RECONCILED:11/30/2015		500.00
084077	W	11/18/2015	ACADEMIC HALLMARKS	000291	RECONCILED:11/30/2015		105.68
084078	W	11/18/2015	DOMINION EAST OHIO	000600	RECONCILED:11/30/2015		756.72

Date: 12/02/2015
Time: 1:19 pm

LOUDONVILLE-PERRYSVILLE EX VI
SORT BY CHECK NUMBER
CHECK DATES BETWEEN 11/01/2015 AND 11/30/2015
WARRANT, REFUND, MEMO CHECKS

Page: 4
(CHEKPY)

CHECK	TYPE	DATE	VENDOR	VENDOR	STATUS/DATE	BANK CODE	CHECK AMOUNT
084079	W	11/18/2015	FFA CAMP MUSKINGUM	000794	RECONCILED:11/30/2015		180.00
084080	W	11/18/2015	GOVCONNECTION	000817	RECONCILED:11/30/2015		129.62
084081	W	11/18/2015	G & L SUPPLY CO	000862	RECONCILED:11/30/2015		1,320.00
084082	W	11/18/2015	HARRIS AUTOMOTIVE LARRY HARRIS	000911	RECONCILED:11/30/2015		79.34
084083	W	11/18/2015	HENLEY GRAPHIC COMMUNICATIONS, INC.	000928			326.00
084084	W	11/18/2015	H.E.A.T. TOTAL FACILITY SOLUTIONS INC	000945	RECONCILED:11/30/2015		255.00
084085	W	11/18/2015	JULIAN & GRUBE INC	001037	RECONCILED:11/30/2015		1,568.00
084086	W	11/18/2015	KNOX AREA TRANSIT ATTN: MARTIN MCAVOY	001155	RECONCILED:11/30/2015		426.60
084087	W	11/18/2015	KNOX COUNTY EDUCATIONAL SERVICE CENTER	001192	RECONCILED:11/30/2015		728.00
084088	W	11/18/2015	QWEST- LCI CUSTOMER SERVICE	001227	RECONCILED:11/30/2015		69.33
084089	W	11/18/2015	MVD SPORTS & SPECIALTIES	001364	RECONCILED:11/30/2015		1,614.38
084090	W	11/18/2015	OHIO EDISON COMPANY	001411	RECONCILED:11/30/2015		5,941.37
084091	W	11/18/2015	OHIO SCHOOL BOARDS ASSOC	001413	RECONCILED:11/30/2015		120.60
084092	W	11/18/2015	OASBO	001450	RECONCILED:11/30/2015		200.00
084093	W	11/18/2015	PITNEY BOWES	001505	RECONCILED:11/30/2015		92.78
084094	W	11/18/2015	POWER OF THE PEN	001552			400.00
084095	W	11/18/2015	RICHLAND COUNTY JUVENILE COURT	001669	RECONCILED:11/30/2015		186.34
084096	W	11/18/2015	RACHEL WIXEY & ASSOCIATES	001673	RECONCILED:11/30/2015		3,134.93
084097	W	11/18/2015	SPORT-N-SHOES	001756	RECONCILED:11/30/2015		2,440.00
084098	W	11/18/2015	SHIFFLER EQUIPMENT SALES	001763	RECONCILED:11/30/2015		90.36
084099	W	11/18/2015	VILLAGE OF LOUDONVILLE	001923	RECONCILED:11/30/2015		1,087.56
084100	W	11/18/2015	VAR RESOURCES INC	001948	RECONCILED:11/30/2015		1,111.33
084101	W	11/18/2015	VAR RESOURCES INC	001953	RECONCILED:11/30/2015		455.32
084102	W	11/18/2015	CHARLES SCOTT	003052			50.00
084103	W	11/18/2015	STEVEN ADAMS	003797			70.00
084104	W	11/18/2015	ANTHONY TARONE	003798			62.00
084105	W	11/18/2015	DAVID KOUGHER JR	003799	RECONCILED:11/30/2015		65.00
084106	W	11/18/2015	LEE PADEN	003800			62.00
084107	W	11/18/2015	CHARLES MCDILL	003801			65.00
084108	W	11/18/2015	LINDY FILTER	004000	RECONCILED:11/30/2015		40.00
084109	W	11/18/2015	DAN ECKENWILER	005017	RECONCILED:11/30/2015		50.00
084110	W	11/18/2015	JULIE SEBOE	005039	RECONCILED:11/30/2015		134.18
084111	W	11/18/2015	KORI AUBEL	005099	RECONCILED:11/30/2015		116.81
084112	W	11/18/2015	ADVANCE AUTO PARTS	010282	RECONCILED:11/30/2015		74.96
084113	W	11/18/2015	MOHICAN REHABILITATION SERVICE	013071	RECONCILED:11/30/2015		850.00
084114	W	11/18/2015	PITNEY BOWES GLOBAL FINANCIAL SERVICES	015002	RECONCILED:11/30/2015		318.00
084115	W	11/18/2015	PUBLIC FINANCE RESOURCES INC	015013			1,349.00
084116	W	11/18/2015	SPRANG'S TRUCK & RV CENTER CHARLES SPRANG	017035	RECONCILED:11/30/2015		5,913.50
084117	W	11/24/2015	STEVE SMITH	000013			33.99
084118	W	11/24/2015	JOHN MILLER	000066	RECONCILED:11/30/2015		225.30
084119	W	11/24/2015	JENNIFER VAUGHAN	000095	RECONCILED:11/30/2015		27.68
084120	W	11/24/2015	DAVID LANCE	000130	RECONCILED:11/30/2015		48.64
084121	W	11/24/2015	SETH YOUNGEN	000139			169.25
084122	W	11/24/2015	HEIDI ELDRIDGE	000185	RECONCILED:11/30/2015		138.09

Date: 12/02/2015
Time: 1:19 pm

LOUDONVILLE-PERRYSVILLE EX VI
SORT BY CHECK NUMBER
CHECK DATES BETWEEN 11/01/2015 AND 11/30/2015
WARRANT, REFUND, MEMO CHECKS

Page: 5
(CHEKPY)

CHECK	TYPE	DATE	VENDOR	VENDOR	STATUS/DATE	BANK CODE	CHECK AMOUNT
084123	W	11/24/2015	ASHLAND UMPIRES ASSOCIATION C/O GEORGE BRINGMAN	000256			400.00
084124	W	11/24/2015	DAKTRONICS INC	000575	RECONCILED:11/30/2015		70.00
084125	W	11/24/2015	FOLLETT SCHOOL SOLUTIONS INC	000748			1,081.08
084126	W	11/24/2015	GATEKEEPER SYSTEMS INC	000828			4,430.20
084127	W	11/24/2015	JOHN R GREEN COMPANY	001051	RECONCILED:11/30/2015		69.89
084128	W	11/24/2015	KRIS KNAPP C/O ONTARIO LOCAL SCHOOLS	001109	RECONCILED:11/30/2015		75.00
084129	W	11/24/2015	KALAHARI WATERPARK RESORT CONVENTION CENTER	001128			80.00
084130	W	11/24/2015	KONICA MINOLTA PREMIER FINANCE	001153			797.13
084131	W	11/24/2015	MT VERNON NEWS	001303	RECONCILED:11/30/2015		19.00
084132	W	11/24/2015	MT BUSINESS TECHNOLOGIES INC 1150 NAT'L PKWY	001311	RECONCILED:11/30/2015		92.07
084133	W	11/24/2015	MCGRAW-HILL EDUCATION	001339			231.68
084134	W	11/24/2015	MVD SPORTS & SPECIALTIES	001364			183.95
084135	W	11/24/2015	MID OHIO ED SERVICE CENTER	001381	RECONCILED:11/30/2015		300.00
084136	W	11/24/2015	NEOBKA	001430			20.00
084137	W	11/24/2015	RUMPKE CONSOLIDATED CO	001608			1,048.91
084138	W	11/24/2015	SMETZ'S TIRE CENTER	001777			981.22
084139	W	11/24/2015	US BANK OFFICE EQUIPMENT FINANCE SERV	001912			1,253.26
084140	W	11/24/2015	VERIZON WIRELESS	001974			79.29
084141	W	11/24/2015	WEST MUSIC	002017			75.95
084142	W	11/24/2015	TIMOTHY DILLON	003002			62.00
084143	W	11/24/2015	MARK HILLIS	003802			62.00
084144	W	11/24/2015	JULIE SEBOE	005039	RECONCILED:11/30/2015		22.11
084145	W	11/24/2015	CRYSTAL ASHBY	005043			31.05
084146	W	11/24/2015	CHRISTINE BOWMAN	005055	RECONCILED:11/30/2015		74.75
084147	W	11/24/2015	TIM RAY	005062	RECONCILED:11/30/2015		74.75
084148	W	11/24/2015	CHRISSIE BUTTS	005070	RECONCILED:11/30/2015		139.30
084149	W	11/24/2015	CHARTWELLS COMPASS GROUP USA	010467			22,276.46
084150	W	11/24/2015	MID-BUCKEYE CONFERENCE C/O KELLY SEBOE, TREAS	013070			843.54
084151	W	11/24/2015	PARTNERS IN LEARNING PROGRAMS	015020			153.95
084152	W	11/24/2015	SAFETY KLEEN	017068			293.31
084153	W	11/24/2015	KALAHARI WATERPARK RESORT CONVENTION CENTER	001128			80.00
084154	W	11/30/2015	TEXAS LIFE INSURANCE	001873			15.60
084155	W	11/30/2015	SCHOOL EMPLOYEES RET. SYSTEM	009046			783.32
084156	W	11/30/2015	AMERICAN FIDELITY - LIFE - BD	009060			102.23
084157	W	11/30/2015	AMERICAN FIDELITY - CRITICAL	009063			104.16
084158	W	11/30/2015	AMERICAN FIDELITY-ACCIDENT-BD	009095			108.32
084159	W	11/30/2015	AMERICAN FIDELITY-DISABILITY	009096			646.44
084160	W	11/30/2015	AMERICAN FIDELITY-CANCER-BD.	009099			279.12
084161	W	11/30/2015	METROPOLITAN EDUCATIONAL COUNCIL	013007			561.71
084162	W	11/30/2015	METROPOLITAN EDUCATIONAL COUNCIL	013007			5.63
905239	M	11/09/2015	STAR2STAR COMMUNICATIONS	900037			389.32
905242	M	11/12/2015	S.T.R.S.	900009			3,335.01

Date: 12/02/2015
 Time: 1:19 pm

LOUDONVILLE-PERRYSVILLE EX VI
 SORT BY CHECK NUMBER
 CHECK DATES BETWEEN 11/01/2015 AND 11/30/2015
 WARRANT, REFUND, MEMO CHECKS

Page: 6
 (CHEKPY)

CHECK	TYPE	DATE	VENDOR	VENDOR	STATUS/DATE	BANK CODE	CHECK AMOUNT
905243	M	11/12/2015	NATIONAL CITY BANK	900027			3,933.69
905246	M	11/24/2015	US BANK NA	900034			94,786.00
905247	M	11/24/2015	S.T.R.S.	900009			3,335.01
905248	M	11/24/2015	NATIONAL CITY BANK	900027			3,837.05
905249	M	11/24/2015	S.T.R.S.	900009			62,762.00
905250	M	11/24/2015	S.E.R.S.	900010			20,190.00
905251	M	11/24/2015	OHIO DEPT OF EDUCATION	900005			28,664.44
905252	M	11/24/2015	OHIO DEPT OF EDUCATION	900005			28,743.69
905253	M	11/30/2015	L-P BOARD OF EDUCATION	900100			137,206.42
905254	M	11/30/2015	L-P BOARD OF EDUCATION	900100			6,266.08
905255	M	11/30/2015	L-P BOARD OF EDUCATION	900100			1,433.37
905256	M	11/30/2015	MEDICAL MUTUAL OF OHIO	900103			41,814.81
905257	M	11/30/2015	MEDICAL MUTUAL OF OHIO	900103			74,209.39
V VOIDED CHECKS			0	CHECK TOTALS	0.00		
R RECONCILED CHECKS			177	CHECK TOTALS	379,106.65		
W WARRANT CHECKS			218	CHECK TOTALS	417,937.51		
M MEMO CHECKS			15	CHECK TOTALS	510,906.28		
B REFUND CHECKS			2	CHECK TOTALS	1,048.00		
I INVESTMENT CHECKS			0	CHECK TOTALS	0.00		
T TRANSFER CHECKS			0	CHECK TOTALS	0.00		
D DISTRIBUTION CHECKS			0	CHECK TOTALS	0.00		
C PAYROLL CHECKS			0	CHECK TOTALS	0.00		
MISSING CHECKS			0				
** TOTAL CHECKS (LESS VOIDED)			235	** TOTAL NET	929,891.79		
*** TOTAL CHECKS WRITTEN			235	*** GRAND TOTALS	929,891.79		