

*Loudonville-Perrysville
Exempted Village School
District*



*Financial Reports for the period
ending November 30, 2016*

*Prepared by Marie Beddow,
Treasurer/CFO*

**Loudonville-Perrysville Exempted Village School District
General Account Reconciliation
November 30, 2016**

Farmers and Savings Bank (.01% Yield)	427,837.20
Total Demand Deposits:	427,837.20
Outstanding Checks:	42,761.37
Bank Balance minus Outstanding:	385,075.83
<hr style="border: 1px solid black;"/>	
Total Cash Fund Balance:	5,588,540.98

Investments:

STAR Ohio General Account (.56%)	3,099,771.80
PNC Money Market (.10)	550,125.93
National City Bank Payroll Account	500.00
Fifth Third Mutual Fund (.01%)	309,066.42
Fifth Third Securities CD Due 8/20/2018 (1.75%)	248,000.00
Fifth Third Securities CD Due 2/21/2018 (1.45%)	248,000.00
Fifth Third Securities CD Due 8/20/2018 (1.75%)	248,000.00
Fifth Third Securities CD Due 10/17/2017 (1.50%)	250,000.00
Fifth Third Securities CD Due 2/5/2018 (1.30%)	250,000.00
Fifth Third Securities CD Due 10/17/2016 (1.00%)	0.00
Total Investments:	5,203,464.15

Payroll Reconciling Item (1.00)

Total Adjustments:	(1.00)
Subtotal:	385,075.83

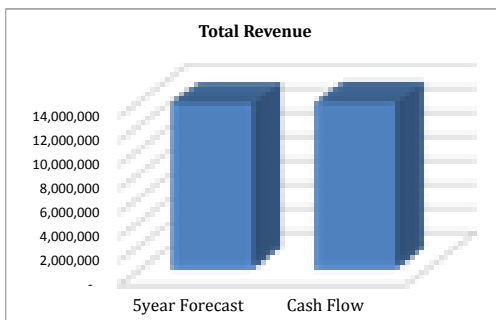
DIFFERENCE:	0.00
--------------------	-------------

Prepared:		
	Initials	Date
Reviewed:		
	Initials	Date

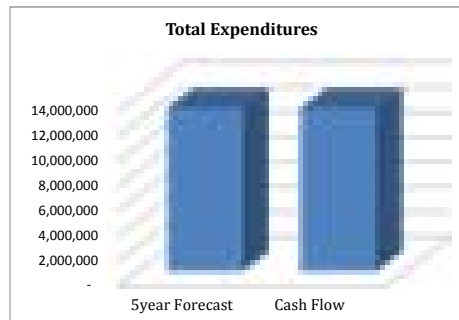
Five Year Forecast Comparison to Actual Cash Flow

	Difference	Proj. from Current 5year Forecast 2017	Proj. from Actual/Est. Cash Flow 2017	FYTD <u>Actual</u> Through Month Of: July - November	<u>Estimated</u> for Remaining Months
Revenue:					
1.010 - General Property Tax (Real Estate)	-	4,127,496	4,127,496	1,709,274	2,418,222
1.020 - Public Utility Personal Property	0	875,874	875,874	412,155	463,719
1.030 - Income Tax	5,283	1,809,752	1,815,035	1,004,935	810,100
1.035 - Unrestricted Grants-in-Aid	14,501	5,340,483	5,354,984	2,252,528	3,102,456
1.040 - 1.045 - Restricted Grants-in-Aid	(1,467)	186,011	184,544	73,107	111,437
1.050 - Property Tax Allocation	222	686,551	686,773	345,650	341,123
1.060 - All Other Operating Revenues	37,964	680,550	718,514	293,139	425,375
1.070 - Total Revenue	56,503	13,706,717	13,763,220	6,090,788	7,672,432
Other Financing Sources:					
2.070 - Total Other Financing Sources	0	81,927	81,927	54,236	27,691
2.080 - Total Revenues and Other Financing Sources	56,504	13,788,643	13,845,147	6,145,024	7,700,123
Expenditures:					
3.010 - Personnel Services	(23,792)	6,485,700	6,461,908	2,621,856	3,840,052
3.020 - Employees' Retirement/Insurance Benefits	18,959	3,119,039	3,137,998	1,250,638	1,887,360
3.030 - Purchased Services	36,149	2,338,618	2,374,767	971,372	1,403,395
3.040 - Supplies and Materials	(25,368)	590,824	565,456	210,835	354,621
3.050 - Capital Outlay	1,159	233,175	234,334	202,053	32,281
3.060 - 4.060 - Intergovernmental, Debt & Interest	-	111,202	111,202	96,019	15,183
4.300 - Other Objects	(1,859)	190,639	188,780	85,136	103,644
4.500 - Total Expenditures	5,248	13,069,197	13,074,445	5,437,909	7,636,536
Other Financing Uses:					
5.040 - Total Other Financing Uses	-	1,000	1,000	-	1,000
5.050 - Total Expenditures and Other Financing Uses	5,248	13,070,197	13,075,445	5,437,909	7,637,536
Excess of Rev & Other Financing Uses Over (Under)					
6.010 - Expenditures and Other Financing Uses	51,255	718,447	769,702	707,115	62,587
7.010 - Cash Balance July 1	(3)	4,310,291	4,310,288		
7.020 - Cash Balance June 30	51,252	5,028,738	5,079,990		

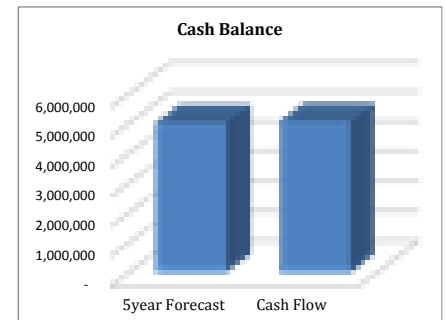
Projected Differences from 5year Forecast Actuals/Estimates as compared to Cash Flow Actual/Estimates



Dollar Variance: 56,504
Percent Variance: 0.41%



Dollar Variance: 5,248
Percent Variance: 0.04%



Dollar Variance: 51,252
Percent Variance: 1.02%

**LOUDONVILLE-PERRYSVILLE EXEMPTED VILLAGE SCHOOL DISTRICT
GENERAL FUND TWO-YEAR COMPARISON
November 30, 2016**

This is the % change as of 11.30.16 comparing Actual FY2016 to Actual FY2017

	FY2016		FY2017			
	ACTUAL ANNUAL	FYTD ACTUAL NOV.	PROJECTED ANNUAL	% Diff. ANNUAL	FYTD ACTUAL NOV.	% Diff. NOV.
REVENUES						
General Property (Real Estate)	4,135,904	1,648,339	4,127,496	-0.20%	1,709,274	3.70%
Tangible Personal Property Tax	852,103	393,586	875,874	2.79%	412,155	N/A
Income Tax	1,774,266	994,930	1,809,752	2.00%	1,004,935	1.01%
Unrestricted Grants-in-Aid	5,165,316	2,206,824	5,340,483	3.39%	2,252,528	2.07%
Restricted Grants-in-Aid **	172,498	80,630	186,011	7.83%	73,107	-9.33%
Property Tax Allocation (Homestead/Rollback)	686,646	344,159	686,551	-0.01%	345,650	0.00%
All Other Operating Revenue	668,964	231,314	680,550	1.73%	293,139	26.73%
Total Revenue	13,455,697	5,899,782	13,706,717	1.87%	6,090,788	3.24%
OTHER FINANCING SOURCES						
Operating Transfers-In	3	-	-	-100.00%	-	0.00%
Advances-In	74,569	74,569	53,427	-28.35%	53,427	-28.35%
All Other Financial Sources	25,325	2,424	28,500	12.54%	809	-66.63%
Total Other Financing Sources	99,897	76,993	81,927	-17.99%	54,236	-29.56%
Total Revenues and Other Financing Sources	13,555,594	5,976,775	13,788,644	1.72%	6,145,024	2.82%
EXPENDITURES						
Personal Services	6,155,141	2,561,466	6,485,700	5.37%	2,621,856	2.36%
Employees' Retirement/Insurance Benefits	2,886,545	1,191,891	3,119,039	8.05%	1,250,638	4.93%
Purchased Services	2,141,452	918,281	2,338,618	9.21%	971,372	5.78%
Supplies and Materials	429,101	245,063	590,824	37.69%	210,835	-13.97%
Capital Outlay	542,333	349,779	233,175	-57.01%	202,053	-42.23%
Other Objects	275,208	154,225	301,841	9.68%	181,155	17.46%
Total Expenditures	12,429,780	5,420,705	13,069,197	5.14%	5,437,909	0.32%
OTHER FINANCING USES						
Operational Transfers - Out	-	-	-	-	-	0.00%
Advances - Out	53,427	-	1,000	-98.13%	-	0.00%
All Other Financing Uses	-	-	-	-	-	0.00%
Total Other Financing Uses	53,427	-	1,000	-98.13%	-	0.00%
Total Expenditures and Other Financing Uses	12,483,207	5,420,705	13,070,197	4.70%	5,437,909	0.32%
Excess Rev. & Other Fin. Sources Over (Under) Exp.	1,072,387	556,070	718,447	-33.00%	707,115	27.16%
Beginning Cash Balance	3,237,908	3,237,908	4,310,291	33.12%	4,310,291	33.12%
Ending Cash Balance	\$ 4,310,295	\$ 3,793,978	\$ 5,028,738	16.67%	\$ 5,017,406	32.25%
Outstanding Encumbrances	195,982	1,285,087	-	-100.00%	971,604	-24.39%
Ending Unencumbered Cash Balance	\$ 4,114,313	\$ 2,508,891	\$ 5,028,738	22.23%	\$ 4,045,802	61.26%

Date: 12/02/2016
 Time: 3:26 pm

LOUDONVILLE-PERRYSVILLE EX VI
 Financial Report by Fund/Fund/SCC

Fund #	Fund Description	FYTD Receipts	MTD Expenditures	FYTD Expenditures	Current Fund Balance	Current Encumbrances	Unencumbered Fund Balance	Bank Code
001 0000	GENERAL							
	4,300,459.21	573,939.59	5,890,022.27	1,056,832.95	5,252,377.26	4,938,104.22	910,942.23	4,027,161.99
001 9992	CAPITAL/MAINTENANCE - SET-ASIDE							
	9,832.18	0.00	255,000.00	16,657.30	185,530.61	79,301.57	60,661.86	18,639.71
	TOTAL FOR Fund 001 - GENERAL:							
	4,310,291.39	573,939.59	6,145,022.27	1,073,490.25	5,437,907.87	5,017,405.79	971,604.09	4,045,801.70
003 0000	PERMANENT IMPROVEMENT							
	199,649.50	0.00	111,636.59	0.00	169,603.75	141,682.34	120.00	141,562.34
	TOTAL FOR Fund 003 - PERMANENT IMPROVEMENT:							
	199,649.50	0.00	111,636.59	0.00	169,603.75	141,682.34	120.00	141,562.34
006 0000	FOOD SERVICES							
	0.00	79,348.21	129,941.37	54,812.13	229,556.32	99,614.95-	139,506.61	239,121.56-
	TOTAL FOR Fund 006 - FOOD SERVICE:							
	0.00	79,348.21	129,941.37	54,812.13	229,556.32	99,614.95-	139,506.61	239,121.56-
007 9001	YOUNG TRUST							
	6,285.04	0.00	0.00	712.60	1,345.60	4,939.44	0.00	4,939.44
007 9002	HUGO H. & MABEL B. YOUNG O/S CITIZEN SCHOLAR.							
	750.00	0.00	20,000.00	0.00	20,000.00	750.00	0.00	750.00
007 9004	MILESTONE BENEFITS - STUDENT SCHOLARSHIP FUND							
	3,000.00	0.00	0.00	0.00	0.00	3,000.00	3,000.00	0.00
007 9007	HEATHER DERRENBERGER SCHOLARSHIP-LONG LAKE, IN							
	500.00	0.00	500.00	0.00	500.00	500.00	500.00	0.00
007 9008	YEAGER SCHOLARSHIP - SPECIAL TRUST							
	1,000.00	0.00	0.00	0.00	1,000.00	0.00	0.00	0.00
007 9010	PEPSI SCHOLARSHIP							
	2,314.00	0.00	0.00	0.00	0.00	2,314.00	1,500.00	814.00
007 9014	FRATERNAL ORDER OF EAGLES SCHOLARSHIP							
	6,250.00	0.00	0.00	0.00	500.00	5,750.00	3,750.00	2,000.00
007 9813	C.E. BUDD TEACHER'S LOUNGE							
	421.30	20.00	110.00	50.00	50.00	481.30	0.00	481.30
007 9814	TEACHERS STUDY LOUNGE-HIGH SCHOOL							
	228.75	29.23	91.03	21.54	21.54	298.24	1,378.46	1,080.22-

*** NOTE!! ONLY ACTIVE ACCOUNTS HAVE BEEN SELECTED, TOTALS MAY EXCLUDE AMOUNTS THAT ARE RELATED TO INACTIVE ACCOUNTS.

Date: 12/02/2016
 Time: 3:26 pm

LOUDONVILLE-PERRYSVILLE EX VI
 Financial Report by Fund/Fund/SCC

Page: 2
 (FINSUM)

Fund #	Fund Description	FYTD Receipts	MTD Expenditures	FYTD Expenditures	Current Fund Balance	Current Encumbrances	Unencumbered Fund Balance	Bank Code	
007 9815	PJHS FACULTY LOUNGE FUND	13.44	0.00	0.00	13.44	0.00	13.44		
007 9816	UNCLAIMED FUNDS (STALE-DATED CHECKS)	3,942.74	0.00	0.00	3,942.74	0.00	3,942.74		
	TOTAL FOR Fund 007 - SPECIAL TRUST:	24,705.27	49.23	20,701.03	784.14	23,417.14	21,989.16	10,128.46	11,860.70
009 0000	UNIFORM SUPPLIES	0.00	0.00	171.55	0.00	2,922.57	2,751.02-	0.00	2,751.02-
	TOTAL FOR Fund 009 - UNIFORM SCHOOL SUPPLIES:	0.00	0.00	171.55	0.00	2,922.57	2,751.02-	0.00	2,751.02-
014 9021	MOHICAN YOUTH ACADEMY	64,560.68	81,311.34	194,740.85	71,553.80	370,708.30	111,406.77-	543,572.00	654,978.77-
	TOTAL FOR Fund 014 - ROTARY-INTERNAL SERVICES:	64,560.68	81,311.34	194,740.85	71,553.80	370,708.30	111,406.77-	543,572.00	654,978.77-
018 9801	PUBLIC SCHOOL SUPPORT FUND-PERRYSVILLE	8,132.72	61.50	61.50	436.31	880.13	7,314.09	3,457.50	3,856.59
018 9802	PUBLIC SCHOOL SUPPORT FUND-MCMULLEN	16,868.57	968.48	4,208.53	480.00-	470.63	20,606.47	25.57	20,580.90
018 9803	PUBLIC SCHOOL SUPPORT FUND-BUDD	2,758.84	29.52	561.42	0.00	490.40	2,829.86	64.99	2,764.87
018 9804	PUBLIC SCHOOL SUPPORT FUND-HIGH SCHOOL	5,026.81	500.00	845.00	1,022.90	758.50	5,113.31	1,150.00	3,963.31
	TOTAL FOR Fund 018 - PUBLIC SCHOOL SUPPORT:	32,786.94	1,559.50	5,676.45	979.21	2,599.66	35,863.73	4,698.06	31,165.67
019 9203	FIRST PRESBYTERIAN CHURCH: SCHOOL SUPPLIES	2,087.20	0.00	0.00	0.00	55.56	2,031.64	10.00	2,021.64
019 9401	HUGO & MABEL YOUNG FOUNDATION: IB SCHOOL FEES	800.00	0.00	0.00	0.00	0.00	800.00	0.00	800.00
019 9507	CHANBER OF COMMERCE: STUDENT NEEDS	150.00	0.00	0.00	0.00	0.00	150.00	0.00	150.00
019 9508	MOHICAN AREA COMMUNITY FUND: EXTRA CURRICULAR	1,844.00	0.00	1,500.00	80.00	80.00	3,264.00	86.90	3,177.10

*** NOTE!! ONLY ACTIVE ACCOUNTS HAVE BEEN SELECTED, TOTALS MAY EXCLUDE AMOUNTS THAT ARE RELATED TO INACTIVE ACCOUNTS.

Date: 12/02/2016
 Time: 3:26 pm

LOUDONVILLE-PERRYSVILLE EX VI
 Financial Report by Fund/Fund/SCC

Page: 3
 (FINSUM)

Fund #	Fund Description	FYTD Receipts	MTD Expenditures	FYTD Expenditures	Current Fund Balance	Current Encumbrances	Unencumbered Fund Balance	Bank Code
019 9509	YOUNG FOUNDATION GRANT: ROBOTICS LAB	189.66	0.00	90.54	99.12	0.00	99.12	
019 9602	ACCF GRANT: ASHBY LHS	846.40	0.00	107.34	739.06	739.06	0.00	
019 9604	FIRST ENERGY GRANT: GRIBBLE	72.93	0.00	0.00	72.93	0.00	72.93	
019 9605	KNIGHTS OF COLUMBUS: COATS FOR KIDS LHS	235.83	0.00	0.00	235.83	0.00	235.83	
019 9606	YOUNG FOUNDATION: STEM PROGRAM	3,472.49	0.00	3,462.74	9.75	0.00	9.75	
019 9701	MARTHA HOLDEN JENNINGS: CATES GRANT	0.00	2,740.00	2,733.10	6.90	0.00	6.90	
019 9702	L-P ENDOWMENT FUND	7,681.00	10,345.00	15,105.29	2,920.71	2,590.00	330.71	
019 9703	MARTHA HOLDEN JENNINGS: J MILLER	0.00	750.00	0.00	750.00	750.00	0.00	
019 9714	CHILDREN'S HUNGER ALLIANCE FY08	553.24	0.00	0.00	553.24	0.00	553.24	
	TOTAL FOR Fund 019 - OTHER GRANT:	17,932.75	15,335.00	21,634.57	11,633.18	4,175.96	7,457.22	
022 9501	OHSAA TOURNAMENT GAME	0.00	2,464.00	1,864.00	600.00	0.00	600.00	
	TOTAL FOR Fund 022 - DISTRICT AGENCY:	0.00	2,464.00	1,864.00	600.00	0.00	600.00	
024 0000	EMPLOYEE HEALTH BENEFITS - SELF-INSURANCE	655,489.41	216,181.70	990,604.63	590,979.14	1,458.04	589,521.10	
	TOTAL FOR Fund 024 - EMPLOYEE BENEFITS SELF INS.:	655,489.41	216,181.70	990,604.63	590,979.14	1,458.04	589,521.10	
031 0000	UNDERGROUND STORAGE TANK FUND (BUSTR)	11,000.00	0.00	0.00	11,000.00	0.00	11,000.00	
	TOTAL FOR Fund 031 - UNDERGROUND STORAGE TANK FUND	11,000.00	0.00	0.00	11,000.00	0.00	11,000.00	

*** NOTE!! ONLY ACTIVE ACCOUNTS HAVE BEEN SELECTED, TOTALS MAY EXCLUDE AMOUNTS THAT ARE RELATED TO INACTIVE ACCOUNTS.

Date: 12/02/2016
 Time: 3:26 pm

LOUDONVILLE-PERRYSVILLE EX VI
 Financial Report by Fund/Fund/SCC

Fund #	Fund Description	FYTD Receipts	MTD Expenditures	FYTD Expenditures	Current Fund Balance	Current Encumbrances	Unencumbered Fund Balance	Bank Code
200 921A	FOREIGN LANGUAGE CLUB 423.99	0.00	0.00	0.00	423.99	0.00	423.99	
200 932A	F.C.C.L.A. (F.H.A.) 3,526.97	0.00	134.07	1,368.99	2,157.98	629.99	1,527.99	
200 933A	F.F.A. 713.68	287.06	6,779.92	710.57	6,897.80	19,169.42	18,573.62-	
200 943A	DANCE TEAM 259.05	591.00	591.00	0.00	850.05	719.11	130.94	
200 961A	STUDENT COUNCIL 222.29	0.00	0.00	0.00	222.29	0.00	222.29	
200 961B	JR. HIGH STUDENT COUNCIL-PERRYSVILLE 432.65	269.00	269.00	168.73	318.73	382.92	0.00	382.92
200 962A	ACADEMIC CHALLENGE 24.32	0.00	400.00	179.68	295.68	128.64	0.00	128.64
200 965A	T.I. (TEEN INSTITUTE) 126.73	0.00	0.00	0.00	126.73	0.00	126.73	
200 966A	COUNCIL FOR EXCEPTIONAL CHILDREN-C.E.C. CLUB 839.96	305.00	775.50	0.00	0.00	1,615.46	64.80	1,550.66
200 967K	CLASS OF 2016 2,173.00	0.00	7.00	0.00	2,180.00	0.00	0.00	0.00
200 967L	CLASS OF 2017 1,106.00	28.00	879.00	0.00	233.00	1,752.00	2,079.00	327.00-
200 967M	CLASS OF 2018 644.60	0.00	186.00	0.00	39.92	790.68	110.08	680.60
200 967N	CLASS OF 2019 266.00	7.00	140.00	0.00	0.00	406.00	0.00	406.00
200 967O	CLASS OF 2020 0.00	0.00	188.00	0.00	0.00	188.00	75.00	113.00
200 969A	REDBIRD 410.16	0.00	40.00	0.00	0.00	450.16	0.00	450.16
200 971A	HONOR SOCIETY 212.96	397.00	1,638.00	75.00	1,160.84	690.12	500.00	190.12

*** NOTE!! ONLY ACTIVE ACCOUNTS HAVE BEEN SELECTED, TOTALS MAY EXCLUDE AMOUNTS THAT ARE RELATED TO INACTIVE ACCOUNTS.

Date: 12/02/2016
 Time: 3:26 pm

LOUDONVILLE-PERRYSVILLE EX VI
 Financial Report by Fund/Fund/SCC

Page: 5
 (FINSUM)

Fund #	Fund Description	FYTD Receipts	MTD Expenditures	FYTD Expenditures	Current Fund Balance	Current Encumbrances	Unencumbered Fund Balance	Bank Code
200 973A	LEO CLUB 762.73	1,070.00	239.14	840.10	1,172.63	805.86	366.77	
200 974A	SKI CLUB 464.50	0.00	0.00	0.00	464.50	0.00	464.50	
200 975A	JOB SKILLS GROUP LHS 574.65	431.23	0.00	71.84	1,114.18	0.00	1,114.18	
200 976A	LHS PROM FUND 1,575.39	0.00	0.00	52.48	1,522.91	0.00	1,522.91	
200 977A	LHS ROBOTICS TEAM FUND 0.00	300.00	64.00	64.00	836.00	0.00	836.00	
TOTAL FOR Fund 200 - STUDENT MANAGED ACTIVITY:		14,759.63	1,571.19	13,523.38	15,891.04	24,153.26	8,262.22-	
300 913A	DRAMA CLUB 5,965.70	0.00	33.95	681.35	6,221.35	0.00	6,221.35	
300 940A	MUSIC DEPARTMENT 9,222.26	0.00	400.00	400.00	8,932.26	2,950.00	5,982.26	
300 950A	ATHLETIC FUND - HIGH SCHOOL 15,532.58	5,752.00	21,204.63	67,316.33	4,026.66-	43,248.24	47,274.90-	
300 950B	ATHLETIC FUND - PERRYSVILLE JUNIOR HIGH 6,804.87	0.00	829.63	10,051.83	412.04	7,439.37	7,027.33-	
300 968A	YEARBOOK FUND HIGH SCHOOL 1,519.16	0.00	0.00	0.00	1,834.16	3,000.00	1,165.84-	
TOTAL FOR Fund 300 - DISTRICT MANAGED ACTIVITY:		39,044.57	22,468.21	78,449.51	13,373.15	56,637.61	43,264.46-	
451 9117	ONENET PUBLIC COMMUNICATIONS SUBSIDY - FY17 0.00	0.00	0.00	0.00	3,600.00	0.00	3,600.00	
TOTAL FOR Fund 451 - DATA COMMUNICATION FUND:		0.00	0.00	0.00	3,600.00	0.00	3,600.00	
461 9116	HSTW GRANT FY2016 0.00	0.00	0.00	1,509.24	0.00	0.00	0.00	
461 9117	HSTW GRANT FY2017 0.00	199.62	3,783.66	4,195.94	3,783.66-	2,067.94	5,851.60-	

*** NOTE!! ONLY ACTIVE ACCOUNTS HAVE BEEN SELECTED, TOTALS MAY EXCLUDE AMOUNTS THAT ARE RELATED TO INACTIVE ACCOUNTS.

Fund #	Fund Description	FYTD Receipts	MTD Expenditures	FYTD Expenditures	Current Fund Balance	Current Encumbrances	Unencumbered Fund Balance	Bank Code	
	TOTAL FOR Fund 461 - VOCATIONAL EDUC. ENHANCEMENTS	0.00	199.62	1,921.52	3,783.66	5,705.18	3,783.66-	2,067.94	5,851.60-
466	9117 STRAIGHT A GRANT NORTHWESTERN	0.00	0.00	0.00	482.64	981.69	981.69-	6,240.44	7,222.13-
	TOTAL FOR Fund 466 - STRAIGHT A FUND:	0.00	0.00	0.00	482.64	981.69	981.69-	6,240.44	7,222.13-
516	9116 IDEA-B SPECIAL EDUCATION FY2016	11,878.46-	0.00	47,356.07	0.00	35,477.61	0.00	0.00	0.00
516	9117 IDEA-B SPECIAL EDUCATION FY2017	0.00	18,836.14	45,640.61	18,836.15	64,476.76	18,836.15-	0.00	18,836.15-
	TOTAL FOR Fund 516 - IDEA PART B GRANTS:	11,878.46-	18,836.14	92,996.68	18,836.15	99,954.37	18,836.15-	0.00	18,836.15-
536	9116 TITLE I SCHOOL IMPROVEMENT GRANT FY16	0.00	0.00	3,752.69	0.00	3,752.69	0.00	0.00	0.00
	TOTAL FOR Fund 536 - TITLE I SCHOOL IMPROVEMENT A:	0.00	0.00	3,752.69	0.00	3,752.69	0.00	0.00	0.00
572	9116 TITLE I: FY16	17,387.90-	2,250.00	83,064.04	0.00	65,676.14	0.00	0.00	0.00
572	9117 TITLE I: FY17	0.00	25,465.43	61,777.44	25,465.71	87,243.15	25,465.71-	0.00	25,465.71-
572	9216 TITLE I - D MYA FY16	0.00	3,220.69	18,335.64	0.00	18,335.64	0.00	0.00	0.00
572	9217 TITLE I - D MYA FY17	0.00	9,540.94	17,739.99	9,540.94	27,280.93	9,540.94-	90,743.68	100,284.62-
	TOTAL FOR Fund 572 - TITLE I DISADVANTAGED CHILDRE	17,387.90-	40,477.06	180,917.11	35,006.65	198,535.86	35,006.65-	90,743.68	125,750.33-
590	9116 TITLE II-A: IMPROVING TEACH. QUALITY - FY16	1,705.01-	0.00	7,781.09	0.00	6,076.08	0.00	0.00	0.00
590	9117 TITLE II-A: IMPROVING TEACH. QUALITY - FY17	0.00	3,095.66	7,736.45	3,095.66	10,832.11	3,095.66-	0.00	3,095.66-
	TOTAL FOR Fund 590 - IMPROVING TEACHER QUALITY:	1,705.01-	3,095.66	15,517.54	3,095.66	16,908.19	3,095.66-	0.00	3,095.66-

*** NOTE!! ONLY ACTIVE ACCOUNTS HAVE BEEN SELECTED, TOTALS MAY EXCLUDE AMOUNTS THAT ARE RELATED TO INACTIVE ACCOUNTS.

Date: 12/02/2016
Time: 3:26 pm

LOUDONVILLE-PERRYSVILLE EX VI
Financial Report by Fund/Fund/SCC

Page: 7
(FINSUM)

Fund #	Fund Description	FYTD	MTD	FYTD	Current	Current	Unencumbered	Bank
Begin Balance	MTD Receipts	Receipts	Expenditures	Expenditures	Fund Balance	Encumbrances	Fund Balance	Code
599 9116	TITLE VI-B RURAL & LOW INCOME FY16							
650.76-	12,644.61	14,530.62	0.00	13,879.86	0.00	0.00	0.00	
	TOTAL FOR Fund 599 - MISCELLANEOUS FED. GRANT FUND							
650.76-	12,644.61	14,530.62	0.00	13,879.86	0.00	0.00	0.00	
	GRAND TOTALS:							
5,338,598.01	1,007,596.39	7,932,452.51	1,508,222.49	7,682,509.54	5,588,540.98	1,855,106.15	3,733,434.83	

*** NOTE!! ONLY ACTIVE ACCOUNTS HAVE BEEN SELECTED, TOTALS MAY EXCLUDE AMOUNTS THAT ARE RELATED TO INACTIVE ACCOUNTS.

Date: 12/02/16
 Time: 3:54 pm

LOUDONVILLE-PERRYSVILLE EX VI
 Revenue Account Summary
 SORTED BY FUND-SCC

Page: 1
 (REVSUM)

Account Number FND RCPT SCC SUBJ OU	Description	FYTD Receivable	FYTD Actual Receipts	MTD Actual Receipts	YTD Actual Receipts	FYTD Balance Receivable	FYTD Percent Received
001 1111 0000 000000 000	REAL ESTATE TAX - ASHLAND COUNTY	2,945,870.00	1,071,810.97	0.00	3,030,483.91	1,874,059.03	36.38
001 1122 0000 000000 000	PERSONAL PROPERTY TAX - ASHLAND CO.	735,544.00	343,921.63	0.00	727,690.80	391,622.37	46.76
001 1130 0000 000000 000	SCHOOL DISTRICT INCOME TAX	1,809,752.00	1,004,934.67	0.00	1,784,270.74	804,817.33	55.53
001 1190 0000 000000 000	MOBILE HOME TAX - ASHLAND	13,750.00	7,449.17	0.00	13,981.47	6,300.83	54.18
001 1221 0000 000000 000	TUITION - RECEIVED FROM OTHER DISTRICTS	14,000.00	10,202.49	0.00	19,300.99	3,797.51	72.87
001 1223 0000 000000 000	SPECIAL EDUCATION TUITION, EXCESS COSTS	12,000.00	16,100.41	0.00	30,601.93	4,100.41-	134.17
001 1227 0000 000000 000	OPEN ENROLLMENT - RECEIVED FROM OTHER DIST.	488,500.00	210,504.03	64,905.86	432,572.69	277,995.97	43.09
001 1390 0000 000000 000	TRANSPORTATION FEES	3,000.00	1,382.39	0.00	1,562.39	1,617.61	46.08
001 1410 0000 000000 000	INTEREST	23,000.00	18,365.00	12,731.04	33,206.66	4,635.00	79.85
001 1810 0000 000000 000	BUILDING & EQUIPMENTAL RENTAL	500.00	80.00	0.00	672.24	420.00	16.00
001 1933 0000 000000 000	SALE OF PROPERTY	1,000.00	0.00	0.00	320.40	1,000.00	0.00
001 3110 0000 000000 000	SCHOOL FOUNDATION PROGRAM	3,008,844.00	1,252,733.14	245,249.97	2,695,458.31	1,756,110.86	41.64
001 3110 0000 000000 201	SCH. FOUND-SPECIAL ED WEIGHTED AID	540,924.00	220,865.17	42,078.98	486,675.15	320,058.83	40.83
001 3110 0000 000000 202	SCH. FOUNDATION - K-3 LITERACY	69,950.00	28,347.10	6,202.92	58,781.91	41,602.90	40.52
001 3110 0000 000000 203	SCH. FOUNDATION - CAPACITY AID	228,945.00	95,588.00	19,124.02	189,878.38	133,357.00	41.75
001 3110 0000 000000 204	PUPIL TRANSPORTATION	366,024.00	162,691.68	32,538.34	309,598.75	203,332.32	44.45

*** NOTE!! ONLY ACTIVE ACCOUNTS HAVE BEEN SELECTED, TOTALS MAY EXCLUDE AMOUNTS THAT ARE RELATED TO INACTIVE ACCOUNTS. ***

Date: 12/02/16
 Time: 3:54 pm

LOUDONVILLE-PERRYSVILLE EX VI
 Revenue Account Summary
 SORTED BY FUND-SCC

Page: 2
 (REVSUM)

Account Number FND RCPT SCC SUBJ OU	Description	FYTD Receivable	FYTD Actual Receipts	MTD Actual Receipts	YTD Actual Receipts	FYTD Balance Receivable	FYTD Percent Received
001 3110 0000 000000 205	SCHOOL FOUNDATION - LEP	1,828.00	708.99	99.62	918.79	1,119.01	38.79
001 3110 0000 000000 206	SCH. FOUNDATION - TARGETED ASSISTANCE	845,294.00	354,358.59	69,215.68	728,626.10	490,935.41	41.92
001 3110 0000 000000 207	SPECIAL ED. TRANSPORTATION-SCHOOL FOUNDATION	18,160.00	7,566.56	1,513.30	16,716.13	10,593.44	41.67
001 3110 0000 000000 208	SCH. FOUNDATION - THIRD GRADE READING BONUS	5,940.00	5,467.85	0.00	18,973.82	472.15	92.05
001 3110 0000 000000 209	SCH. FOUNDATION - GIFTED SUPPLEMENT	59,191.00	24,769.20	4,871.06	54,005.35	34,421.80	41.85
001 3110 0000 000000 210	SCH. FOUNDATION - GRADUATION BONUS	18,986.00	17,788.90	0.00	32,696.94	1,197.10	93.69
001 3110 0000 000000 211	SCHOOL FOUNDATION - PRESCHOOL	119,414.00	50,239.61	9,948.68	111,227.92	69,174.39	42.07
001 3131 0000 000000 000	10% AND 2.5% ROLLBACK	440,000.00	222,128.06	0.00	443,137.07	217,871.94	50.48
001 3132 0000 000000 000	HOMESTEAD EXEMPTION	158,553.00	79,523.00	0.00	157,002.15	79,030.00	50.16
001 3135 0000 000000 000	TPP TAX REPLACEMENT FUNDS	87,997.95	43,998.98	43,998.98	87,997.96	43,998.97	50.00
001 3190 0000 000000 000	CASINO REVENUE	56,983.00	31,402.61	0.00	60,130.76	25,580.39	55.11
001 3211 0000 000000 000	SCH. FOUNDATION - ECONOMICALLY DISADVANTAGED	97,441.00	39,638.15	7,582.47	62,563.22	57,802.85	40.68
001 3219 0000 000000 000	SCHOOL FOUNDATION CAREER TECH & CATASTROPHIC	88,570.00	33,468.37	6,481.40	85,985.99	55,101.63	37.79
001 4220 0000 000000 000	RESTRICTED-GRANT-FEDERAL THRU STATE-CAFS-MED	50,000.00	9,595.91	3,499.84	90,663.96	40,404.09	19.19
001 5100 0000 000000 000	TRANSFER IN	0.00	0.00	0.00	2.59	0.00	0.00
001 5220 0000 000000 000	RETURN OF ADVANCE	53,426.67	53,426.67	0.00	53,426.67	0.00	100.00

*** NOTE!! ONLY ACTIVE ACCOUNTS HAVE BEEN SELECTED, TOTALS MAY EXCLUDE AMOUNTS THAT ARE RELATED TO INACTIVE ACCOUNTS. ***

Date: 12/02/16
 Time: 3:54 pm

LOUDONVILLE-PERRYSVILLE EX VI
 Revenue Account Summary
 SORTED BY FUND-SCC

Page: 3
 (REVSUM)

Account Number FND RCPT SCC SUBJ OU	Description	FYTD Receivable	FYTD Actual Receipts	MTD Actual Receipts	YTD Actual Receipts	FYTD Balance Receivable	FYTD Percent Received
001 5300 0000 000000 000	REFUND-PRIOR YEAR EXP. 27,500.00		808.66	0.00	23,389.91	26,691.34	2.94
001 1740 0001 000000 000	CLASSROOM FEES - MC MULLEN ELEMENTARY 5,600.00		240.00	210.00	1,565.00	5,360.00	4.29
001 1890 0001 000000 000	OTHER LOCAL SOURCES - MISC. 21,000.00		4,718.09	747.77	19,003.39	16,281.91	22.47
001 1890 0001 000000 021	OTHER LOCAL SOURCES - MYA RESIDENT DISTRICTS 27,000.00		6,179.15	2,699.66	21,842.32	20,820.85	22.89
001 1111 0002 000000 000	REAL ESTATE TAXES - HOLMES 610,385.00		254,251.67	0.00	616,752.39	356,133.33	41.65
001 1122 0002 000000 000	PERSONAL PROPERTY TAX - HOLMES 62,930.00		30,221.18	0.00	64,613.40	32,708.82	48.02
001 1190 0002 000000 000	MOBILE HOME TAX - HOLMES 4,300.00		1,439.16	0.00	3,882.67	2,860.84	33.47
001 1740 0002 000000 000	CLASSROOM FEES - BUDD ELEMENTARY 3,900.00		1,740.00	180.00	3,395.00	2,160.00	44.62
001 1111 0003 000000 000	REAL ESTATE TAXES - KNOX 169,151.00		72,250.16	0.00	163,045.88	96,900.84	42.71
001 1122 0003 000000 000	PERSONAL PROPERTY TAX - KNOX 31,018.00		15,467.32	0.00	31,714.89	15,550.68	49.87
001 1190 0003 000000 000	MOBILE HOME TAX - KNOX 1,000.00		0.00	0.00	324.77	1,000.00	0.00
001 1740 0003 000000 000	CLASSROOM FEES - PERRYSVILLE JR. HIGH 3,000.00		1,623.00	0.00	2,810.50	1,377.00	54.10
001 1111 0004 000000 000	REAL ESTATE TAXES - RICHLAND 147,090.00		55,961.55	0.00	145,571.03	91,128.45	38.05
001 1122 0004 000000 000	PERSONAL PROPERTY TAX - RICHLAND 46,382.00		22,545.28	0.00	46,652.91	23,836.72	48.61
001 1740 0004 000000 000	CLASSROOM FEES - HIGH SCHOOL 10,000.00		3,519.75	60.00	10,604.25	6,480.25	35.20

*** NOTE!! ONLY ACTIVE ACCOUNTS HAVE BEEN SELECTED, TOTALS MAY EXCLUDE AMOUNTS THAT ARE RELATED TO INACTIVE ACCOUNTS. ***

LOUDONVILLE-PERRYSVILLE EX VI
Revenue Account Summary
SORTED BY FUND-SCC

Account Number FND RCPT SCC SUBJ OU	Description	FYTD Receivable	FYTD Actual Receipts	MTD Actual Receipts	YTD Actual Receipts	FYTD Balance Receivable	FYTD Percent Received
*****TOTAL FOR FUND-SCC 001 0000 (GENERAL):							
Ex Tr/Ad		13,480,216.95	5,836,595.60	573,939.59	12,920,871.19	7,643,621.35	43.30
In Tr/Ad		13,533,643.62	5,890,022.27	573,939.59	12,974,300.45	7,643,621.35	43.52
=====							
001 1111 9992 000000 000	REAL ESTATE TAX - ASHLAND	255,000.00	255,000.00	0.00	240,986.23	0.00	100.00
*****TOTAL FOR FUND-SCC 001 9992 (CAPITAL/MAINTENANCE - SET-ASIDE):							
Ex Tr/Ad		255,000.00	255,000.00	0.00	240,986.23	0.00	100.00
In Tr/Ad		255,000.00	255,000.00	0.00	240,986.23	0.00	100.00
=====							
003 1111 0000 000000 000	PERMANENT IMPROVEMENT - R.E.	216,000.00	91,226.46	0.00	220,070.81	124,773.54	42.23
003 1122 0000 000000 000	PERMANENT IMPROVEMENT - PERSONAL PROPERTY	27,100.00	16,139.73	0.00	33,462.55	10,960.27	59.56
003 1190 0000 000000 000	PERMANENT IMPROVEMENT - MOBILE HOME TAX	1,100.00	478.77	0.00	890.13	621.23	43.52
003 3132 0000 000000 000	HOMESTEAD EXEMPTION	7,800.00	3,791.63	0.00	7,490.08	4,008.37	48.61
003 3135 0000 000000 000	TPP FIXED RATE PAYMENT PI FUND	4,163.50	0.00	0.00	2,081.75	4,163.50	0.00
*****TOTAL FOR FUND-SCC 003 0000 (PERMANENT IMPROVEMENT):							
Ex Tr/Ad		256,163.50	111,636.59	0.00	263,995.32	144,526.91	43.58
In Tr/Ad		256,163.50	111,636.59	0.00	263,995.32	144,526.91	43.58
=====							
006 1511 0000 000000 000	STUDENT - SALE OF BREAKFAST	5,700.00	1,985.25	725.10	5,373.80	3,714.75	34.83
006 1512 0000 000000 000	STUDENTS - SALE OF TYPE A LUNCHES	132,000.00	50,536.71	14,044.71	120,075.92	81,463.29	38.29
006 1513 0000 000000 000	STUDENTS - SALE OF ALA-CARTE	43,000.00	14,514.86	4,485.57	37,646.95	28,485.14	33.76
006 1514 0000 000000 000	STUDENTS - SALE OF MILK	1,700.00	694.00	195.00	1,589.50	1,006.00	40.82

*** NOTE!! ONLY ACTIVE ACCOUNTS HAVE BEEN SELECTED, TOTALS MAY EXCLUDE AMOUNTS THAT ARE RELATED TO INACTIVE ACCOUNTS. ***

Date: 12/02/16
 Time: 3:54 pm

LOUDONVILLE-PERRYSVILLE EX VI
 Revenue Account Summary
 SORTED BY FUND-SCC

Account Number FND RCPT SCC SUBJ OU	Description	FYTD Receivable	FYTD Actual Receipts	MTD Actual Receipts	YTD Actual Receipts	FYTD Balance Receivable	FYTD Percent Received
006 1523 0000 000000 000	ADULT - SALE OF ALA CARTE 6,300.00		2,274.20	619.50	5,652.95	4,025.80	36.10
006 1890 0000 000000 000	MISCELLANEOUS - LUNCHES -HEAD START-KNO-HO-CO 300.00		14.00	0.00	272.22	286.00	4.67
006 3213 0000 000000 000	STATE RECEIPTS 5,000.00		644.02	0.00	5,224.63	4,355.98	12.88
006 3219 0000 000000 000	SCHOOL BREAKFAST GRANT 150.00		0.00	0.00	146.40	150.00	0.00
006 4120 0000 000000 000	FEDERAL LUNCH REIMBURSEMENT 200,000.00		51,492.86	51,492.86	196,223.66	148,507.14	25.75
006 4139 0000 000000 000	FEDERAL BREAKFAST REIMBURSEMENT 37,000.00		7,785.47	7,785.47	35,596.11	29,214.53	21.04
006 5210 0000 000000 000	FOOD SERVICE - ADVANCE IN 0.00		0.00	0.00	53,426.67	0.00	0.00
006 5300 0000 000000 000	FOOD SERVICE REFND OF PRIOR YEAR EXPENDITUR 500.00		0.00	0.00	519.42	500.00	0.00
*****TOTAL FOR FUND-SCC 006 0000 (FOOD SERVICES):							
Ex Tr/Ad		431,650.00	129,941.37	79,348.21	408,321.56	301,708.63	30.10
In Tr/Ad		431,650.00	129,941.37	79,348.21	461,748.23	301,708.63	30.10
=====							
007 1890 9001 000000 000	SPECIAL TRUST - 007 YOUNG TRUST 3,000.00		0.00	0.00	3,000.00	3,000.00	0.00
*****TOTAL FOR FUND-SCC 007 9001 (YOUNG TRUST):							
Ex Tr/Ad		3,000.00	0.00	0.00	3,000.00	3,000.00	0.00
In Tr/Ad		3,000.00	0.00	0.00	3,000.00	3,000.00	0.00
=====							
007 1890 9002 000000 000	HUGO H. &MABLE B.YOUNG O/S CITIZEN SCHOLARSH 20,000.00		20,000.00	0.00	20,000.00	0.00	100.00
*****TOTAL FOR FUND-SCC 007 9002 (HUGO H. & MABEL B. YOUNG O/S CITIZEN SCHOLAR.):							
Ex Tr/Ad		20,000.00	20,000.00	0.00	20,000.00	0.00	100.00
In Tr/Ad		20,000.00	20,000.00	0.00	20,000.00	0.00	100.00
=====							

*** NOTE!! ONLY ACTIVE ACCOUNTS HAVE BEEN SELECTED, TOTALS MAY EXCLUDE AMOUNTS THAT ARE RELATED TO INACTIVE ACCOUNTS. ***

Date: 12/02/16
 Time: 3:54 pm

LOUDONVILLE-PERRYSVILLE EX VI
 Revenue Account Summary
 SORTED BY FUND-SCC

Page: 6
 (REVSUM)

Account Number FND RCPT SCC SUBJ OU	Description	FYTD Receivable	FYTD Actual Receipts	MTD Actual Receipts	YTD Actual Receipts	FYTD Balance Receivable	FYTD Percent Received
007 1890 9004 000000 000	MILESTONE BENEFITS-STUDENT SCHOLARSHIP FUND	2,000.00	0.00	0.00	2,000.00	2,000.00	0.00
*****TOTAL FOR FUND-SCC 007 9004 (MILESTONE BENEFITS - STUDENT SCHOLARSHIP FUND):							
Ex Tr/Ad		2,000.00	0.00	0.00	2,000.00	2,000.00	0.00
In Tr/Ad		2,000.00	0.00	0.00	2,000.00	2,000.00	0.00
=====							
007 1890 9007 000000 000	HEATHER DERRENBERGER SCHOLARSHIP - LONG LAKE	0.00	500.00	0.00	500.00	500.00-	0.00
*****TOTAL FOR FUND-SCC 007 9007 (HEATHER DERRENBERGER SCHOLARSHIP-LONG LAKE,IN):							
Ex Tr/Ad		0.00	500.00	0.00	500.00	500.00-	0.00
In Tr/Ad		0.00	500.00	0.00	500.00	500.00-	0.00
=====							
007 1890 9008 000000 000	YEAGER SCHOLARSHIP - SPECIAL TRUST	1,000.00	0.00	0.00	1,000.00	1,000.00	0.00
*****TOTAL FOR FUND-SCC 007 9008 (YEAGER SCHOLARSHIP - SPECIAL TRUST):							
Ex Tr/Ad		1,000.00	0.00	0.00	1,000.00	1,000.00	0.00
In Tr/Ad		1,000.00	0.00	0.00	1,000.00	1,000.00	0.00
=====							
007 1890 9014 000000 004	FRATERNAL ORDER OF EAGLES SCHOLARSHIP	3,000.00	0.00	0.00	3,000.00	3,000.00	0.00
*****TOTAL FOR FUND-SCC 007 9014 (FRATERNAL ORDER OF EAGLES SCHOLARSHIP):							
Ex Tr/Ad		3,000.00	0.00	0.00	3,000.00	3,000.00	0.00
In Tr/Ad		3,000.00	0.00	0.00	3,000.00	3,000.00	0.00
=====							
007 1890 9813 000000 002	TEACHERS STUDY LOUNGE-BUDD	200.00	110.00	20.00	130.00	90.00	55.00
*****TOTAL FOR FUND-SCC 007 9813 (C.E. BUDD TEACHER'S LOUNGE):							
Ex Tr/Ad		200.00	110.00	20.00	130.00	90.00	55.00
In Tr/Ad		200.00	110.00	20.00	130.00	90.00	55.00
=====							
007 1890 9814 000000 004	TEACHERS STUDY LOUNGE-HIGH SCHOOL	500.00	91.03	29.23	185.41	408.97	18.21

*** NOTE!! ONLY ACTIVE ACCOUNTS HAVE BEEN SELECTED, TOTALS MAY EXCLUDE AMOUNTS THAT ARE RELATED TO INACTIVE ACCOUNTS. ***

LOUDONVILLE-PERRYVILLE EX VI
 Revenue Account Summary
 SORTED BY FUND-SCC

Account Number FND RCPT SCC SUBJ OU	Description	FYTD Receivable	FYTD Actual Receipts	MTD Actual Receipts	YTD Actual Receipts	FYTD Balance Receivable	FYTD Percent Received
*****TOTAL FOR FUND-SCC 007 9814 (TEACHERS STUDY LOUNGE-HIGH SCHOOL):							
Ex Tr/Ad		500.00	91.03	29.23	185.41	408.97	18.21
In Tr/Ad		500.00	91.03	29.23	185.41	408.97	18.21
=====							
007 5300 9816 000000 000	REFUND OF PRIOR YEAR RECEIPT: STALE CHECKS	0.00	0.00	0.00	450.16	0.00	0.00
*****TOTAL FOR FUND-SCC 007 9816 (UNCLAIMED FUNDS (STALE-DATED CHECKS)):							
Ex Tr/Ad		0.00	0.00	0.00	450.16	0.00	0.00
In Tr/Ad		0.00	0.00	0.00	450.16	0.00	0.00
=====							
009 1710 0000 000000 000	SALE OF SUPPLIES	6,000.00	171.55	0.00	1,792.50	5,828.45	2.86
*****TOTAL FOR FUND-SCC 009 0000 (UNIFORM SUPPLIES):							
Ex Tr/Ad		6,000.00	171.55	0.00	1,792.50	5,828.45	2.86
In Tr/Ad		6,000.00	171.55	0.00	1,792.50	5,828.45	2.86
=====							
014 1229 9021 000000 021	MYA TUITION	850,000.00	194,740.85	81,311.34	722,081.68	655,259.15	22.91
*****TOTAL FOR FUND-SCC 014 9021 (MOHICAN YOUTH ACADEMY):							
Ex Tr/Ad		850,000.00	194,740.85	81,311.34	722,081.68	655,259.15	22.91
In Tr/Ad		850,000.00	194,740.85	81,311.34	722,081.68	655,259.15	22.91
=====							
018 1626 9801 000000 003	ADMISSIONS-PERRYVILLE	1,200.00	61.50	61.50	489.50	1,138.50	5.13
*****TOTAL FOR FUND-SCC 018 9801 (PUBLIC SCHOOL SUPPORT FUND-PERRYVILLE):							
Ex Tr/Ad		1,200.00	61.50	61.50	489.50	1,138.50	5.13
In Tr/Ad		1,200.00	61.50	61.50	489.50	1,138.50	5.13
=====							
018 1626 9802 000000 001	ADMISSIONS-MCMULLEN	14,000.00	4,208.53	968.48	11,273.65	9,791.47	30.06

*** NOTE!! ONLY ACTIVE ACCOUNTS HAVE BEEN SELECTED, TOTALS MAY EXCLUDE AMOUNTS THAT ARE RELATED TO INACTIVE ACCOUNTS. ***

Date: 12/02/16
 Time: 3:54 pm

LOUDONVILLE-PERRYSVILLE EX VI
 Revenue Account Summary
 SORTED BY FUND-SCC

Page: 8
 (REVSUM)

Account Number FND RCPT SCC SUBJ OU	Description	FYTD Receivable	FYTD Actual Receipts	MTD Actual Receipts	YTD Actual Receipts	FYTD Balance Receivable	FYTD Percent Received
*****TOTAL FOR FUND-SCC 018 9802 (PUBLIC SCHOOL SUPPORT FUND-MCMULLEN):							
Ex Tr/Ad		14,000.00	4,208.53	968.48	11,273.65	9,791.47	30.06
In Tr/Ad		14,000.00	4,208.53	968.48	11,273.65	9,791.47	30.06
=====							
018 1626 9803 000000 002	ADMISSIONS-BUDD	2,728.00	561.42	29.52	4,323.53	2,166.58	20.58
018 1626 9803 000000 602	MOHICAN OUT-DOOR-SCHOOL - C.E.BUDD	1,920.00	0.00	0.00	0.00	1,920.00	0.00
*****TOTAL FOR FUND-SCC 018 9803 (PUBLIC SCHOOL SUPPORT FUND-BUDD):							
Ex Tr/Ad		4,648.00	561.42	29.52	4,323.53	4,086.58	12.08
In Tr/Ad		4,648.00	561.42	29.52	4,323.53	4,086.58	12.08
=====							
018 1626 9804 000000 004	SALES - HIGH SCHOOL	0.00	845.00	500.00	2,798.62	845.00-	0.00
018 5100 9804 000000 004	TRANSFER IN- 018 - H/S	3,300.00	0.00	0.00	0.00	3,300.00	0.00
*****TOTAL FOR FUND-SCC 018 9804 (PUBLIC SCHOOL SUPPORT FUND-HIGH SCHOOL):							
Ex Tr/Ad		0.00	845.00	500.00	2,798.62	845.00-	0.00
In Tr/Ad		3,300.00	845.00	500.00	2,798.62	2,455.00	25.61
=====							
019 1820 9203 000000 000	FIRST PRESBYTERIAN CHURCH: SCHOOL SUP DONATE	600.00	0.00	0.00	300.00	600.00	0.00
*****TOTAL FOR FUND-SCC 019 9203 (FIRST PRESBYTERIAN CHURCH: SCHOOL SUPPLIES):							
Ex Tr/Ad		600.00	0.00	0.00	300.00	600.00	0.00
In Tr/Ad		600.00	0.00	0.00	300.00	600.00	0.00
=====							
019 1820 9401 000000 004	HUGO & MABEL YOUNG: IB SCHOOL FEES	800.00	0.00	0.00	0.00	800.00	0.00
*****TOTAL FOR FUND-SCC 019 9401 (HUGO & MABEL YOUNG FOUNDATION: IB SCHOOL FEES):							
Ex Tr/Ad		800.00	0.00	0.00	0.00	800.00	0.00
In Tr/Ad		800.00	0.00	0.00	0.00	800.00	0.00
=====							

*** NOTE!! ONLY ACTIVE ACCOUNTS HAVE BEEN SELECTED, TOTALS MAY EXCLUDE AMOUNTS THAT ARE RELATED TO INACTIVE ACCOUNTS. ***

Date: 12/02/16
 Time: 3:54 pm

LOUDONVILLE-PERRYSVILLE EX VI
 Revenue Account Summary
 SORTED BY FUND-SCC

Page: 9
 (REVSUM)

Account Number FND RCPT SCC SUBJ OU	Description	FYTD Receivable	FYTD Actual Receipts	MTD Actual Receipts	YTD Actual Receipts	FYTD Balance Receivable	FYTD Percent Received
019 1820 9508 000000 000	MOHICAN AREA COMM FUND: EXTRA CURRICULARS	1,500.00	1,500.00	0.00	3,000.00	0.00	100.00
*****TOTAL FOR FUND-SCC 019 9508 (MOHICAN AREA COMMUNITY FUND: EXTRA CURRICULAR):							
Ex Tr/Ad		1,500.00	1,500.00	0.00	3,000.00	0.00	100.00
In Tr/Ad		1,500.00	1,500.00	0.00	3,000.00	0.00	100.00
=====							
019 1820 9603 000000 004	BELIEVE IN OHIO: YOUNGEN	0.00	0.00	0.00	2,700.00	0.00	0.00
*****TOTAL FOR FUND-SCC 019 9603 (BELIEVE IN OHIO: YOUNGEN):							
Ex Tr/Ad		0.00	0.00	0.00	2,700.00	0.00	0.00
In Tr/Ad		0.00	0.00	0.00	2,700.00	0.00	0.00
=====							
019 1820 9606 000000 000	YOUNG FOUNDATION: STEM PROGRAM	0.00	0.00	0.00	22,991.00	0.00	0.00
*****TOTAL FOR FUND-SCC 019 9606 (YOUNG FOUNDATION: STEM PROGRAM):							
Ex Tr/Ad		0.00	0.00	0.00	22,991.00	0.00	0.00
In Tr/Ad		0.00	0.00	0.00	22,991.00	0.00	0.00
=====							
019 1820 9701 000000 002	MARTHA HOLDEN JENNINGS: CATES GRANT	2,740.00	2,740.00	0.00	2,740.00	0.00	100.00
*****TOTAL FOR FUND-SCC 019 9701 (MARTHA HOLDEN JENNINGS: CATES GRANT):							
Ex Tr/Ad		2,740.00	2,740.00	0.00	2,740.00	0.00	100.00
In Tr/Ad		2,740.00	2,740.00	0.00	2,740.00	0.00	100.00
=====							
019 1820 9702 000000 000	L-P FOUNDATION	10,345.00	10,345.00	0.00	10,345.00	0.00	100.00
*****TOTAL FOR FUND-SCC 019 9702 (L-P ENDOWMENT FUND):							
Ex Tr/Ad		10,345.00	10,345.00	0.00	10,345.00	0.00	100.00
In Tr/Ad		10,345.00	10,345.00	0.00	10,345.00	0.00	100.00
=====							
019 1820 9703 000000 004	ACCF GRANT: CARNEGIE LHS	750.00	750.00	750.00	750.00	0.00	100.00

*** NOTE!! ONLY ACTIVE ACCOUNTS HAVE BEEN SELECTED, TOTALS MAY EXCLUDE AMOUNTS THAT ARE RELATED TO INACTIVE ACCOUNTS. ***

Date: 12/02/16
 Time: 3:54 pm

LOUDONVILLE-PERRYSVILLE EX VI
 Revenue Account Summary
 SORTED BY FUND-SCC

Page: 10
 (REVSUM)

Account Number FND RCPT SCC SUBJ OU	Description	FYTD Receivable	FYTD Actual Receipts	MTD Actual Receipts	YTD Actual Receipts	FYTD Balance Receivable	FYTD Percent Received
*****TOTAL FOR FUND-SCC 019 9703 (MARTHA HOLDEN JENNINGS: J MILLER):							
Ex Tr/Ad		750.00	750.00	750.00	750.00	0.00	100.00
In Tr/Ad		750.00	750.00	750.00	750.00	0.00	100.00
=====							
022 1625 9501 000000 890	OHSAA SOCCER TOURNAMENT REVENUE	2,464.00	2,464.00	0.00	2,464.00	0.00	100.00
*****TOTAL FOR FUND-SCC 022 9501 (OHSAA TOURNAMENT GAME):							
Ex Tr/Ad		2,464.00	2,464.00	0.00	2,464.00	0.00	100.00
In Tr/Ad		2,464.00	2,464.00	0.00	2,464.00	0.00	100.00
=====							
024 1872 0000 000000 000	EMPLOYEE HEALTH BENEFITS - SELF INSURANCE	2,500,000.00	926,094.36	185,948.14	2,050,644.33	1,573,905.64	37.04
*****TOTAL FOR FUND-SCC 024 0000 (EMPLOYEE HEALTH BENEFITS - SELF-INSURANCE):							
Ex Tr/Ad		2,500,000.00	926,094.36	185,948.14	2,050,644.33	1,573,905.64	37.04
In Tr/Ad		2,500,000.00	926,094.36	185,948.14	2,050,644.33	1,573,905.64	37.04
=====							
200 1632 921A 000000 004	FOREIGN LANGUAGE - DUES / FEES	100.00	0.00	0.00	0.00	100.00	0.00
*****TOTAL FOR FUND-SCC 200 921A (FOREIGN LANGUAGE CLUB):							
Ex Tr/Ad		100.00	0.00	0.00	0.00	100.00	0.00
In Tr/Ad		100.00	0.00	0.00	0.00	100.00	0.00
=====							
200 1623 933A 000000 004	F.F.A. - SALES	34,230.00	5,679.92	72.06	14,420.92	28,550.08	16.59
200 1633 933A 000000 004	F.F.A. - DUES AND FEES	0.00	1,100.00	215.00	3,115.50	1,100.00-	0.00
*****TOTAL FOR FUND-SCC 200 933A (F.F.A.):							
Ex Tr/Ad		34,230.00	6,779.92	287.06	17,536.42	27,450.08	19.81
In Tr/Ad		34,230.00	6,779.92	287.06	17,536.42	27,450.08	19.81
=====							
200 1625 943A 000000 004	DANCE TEAM - SALES	0.00	591.00	591.00	791.00	591.00-	0.00

*** NOTE!! ONLY ACTIVE ACCOUNTS HAVE BEEN SELECTED, TOTALS MAY EXCLUDE AMOUNTS THAT ARE RELATED TO INACTIVE ACCOUNTS. ***

Date: 12/02/16
 Time: 3:54 pm

LOUDONVILLE-PERRYSVILLE EX VI
 Revenue Account Summary
 SORTED BY FUND-SCC

Page: 11
 (REVSUM)

Account Number FND RCPT SCC SUBJ OU	Description	FYTD Receivable	FYTD Actual Receipts	MTD Actual Receipts	YTD Actual Receipts	FYTD Balance Receivable	FYTD Percent Received
*****TOTAL FOR FUND-SCC 200 943A (DANCE TEAM):							
Ex Tr/Ad		0.00	591.00	591.00	791.00	591.00-	0.00
In Tr/Ad		0.00	591.00	591.00	791.00	591.00-	0.00
=====							
200 1626 961A 000000 004	STUDENT COUNCIL - SALES	1,225.00	0.00	0.00	380.00	1,225.00	0.00
*****TOTAL FOR FUND-SCC 200 961A (STUDENT COUNCIL):							
Ex Tr/Ad		1,225.00	0.00	0.00	380.00	1,225.00	0.00
In Tr/Ad		1,225.00	0.00	0.00	380.00	1,225.00	0.00
=====							
200 1616 961B 000000 003	JR. HIGH STUDENT COUNCIL-P.V. - ADMISSIONS	750.00	0.00	0.00	0.00	750.00	0.00
200 1626 961B 000000 003	P.V. JR. HIGH STUDENT COUNCIL - SALES	0.00	269.00	269.00	585.00	269.00-	0.00
*****TOTAL FOR FUND-SCC 200 961B (JR. HIGH STUDENT COUNCIL-PERRYSVILLE):							
Ex Tr/Ad		750.00	269.00	269.00	585.00	481.00	35.87
In Tr/Ad		750.00	269.00	269.00	585.00	481.00	35.87
=====							
200 1626 962A 000000 004	ACADEMIC CHALLENGE - SALES	500.00	400.00	0.00	400.00	100.00	80.00
*****TOTAL FOR FUND-SCC 200 962A (ACADEMIC CHALLENGE):							
Ex Tr/Ad		500.00	400.00	0.00	400.00	100.00	80.00
In Tr/Ad		500.00	400.00	0.00	400.00	100.00	80.00
=====							
200 1626 965A 000000 004	T.I. (TEEN INSTITUTE) - SALES	200.00	0.00	0.00	76.00	200.00	0.00
*****TOTAL FOR FUND-SCC 200 965A (T.I.):							
Ex Tr/Ad		200.00	0.00	0.00	76.00	200.00	0.00
In Tr/Ad		200.00	0.00	0.00	76.00	200.00	0.00
=====							
200 1626 966A 000000 004	COUNCIL FOR EXCEPTIONAL CHILDREN-C.E.C.CLUB	1,100.00	775.50	305.00	575.50	324.50	70.50

*** NOTE!! ONLY ACTIVE ACCOUNTS HAVE BEEN SELECTED, TOTALS MAY EXCLUDE AMOUNTS THAT ARE RELATED TO INACTIVE ACCOUNTS. ***

LOUDONVILLE-PERRYVILLE EX VI
 Revenue Account Summary
 SORTED BY FUND-SCC

Account Number FND RCPT SCC SUBJ OU	Description	FYTD Receivable	FYTD Actual Receipts	MTD Actual Receipts	YTD Actual Receipts	FYTD Balance Receivable	FYTD Percent Received
*****TOTAL FOR FUND-SCC 200 966A (COUNCIL FOR EXCEPTIONAL CHILDREN-C.E.C. CLUB):							
Ex Tr/Ad		1,100.00	775.50	305.00	575.50	324.50	70.50
In Tr/Ad		1,100.00	775.50	305.00	575.50	324.50	70.50
=====							
200 1636 967K 000000 004	CLASS OF 2016: DUES & FEES	0.00	7.00	0.00	1,421.00	7.00-	0.00
*****TOTAL FOR FUND-SCC 200 967K (CLASS OF 2016):							
Ex Tr/Ad		0.00	7.00	0.00	1,421.00	7.00-	0.00
In Tr/Ad		0.00	7.00	0.00	1,421.00	7.00-	0.00
=====							
200 1636 967L 000000 004	CLASS OF 2017: DUES & FEES	2,350.00	879.00	28.00	1,145.00	1,471.00	37.40
*****TOTAL FOR FUND-SCC 200 967L (CLASS OF 2017):							
Ex Tr/Ad		2,350.00	879.00	28.00	1,145.00	1,471.00	37.40
In Tr/Ad		2,350.00	879.00	28.00	1,145.00	1,471.00	37.40
=====							
200 1636 967M 000000 004	CLASS OF 2018: DUES & FEES	630.00	186.00	0.00	410.00	444.00	29.52
*****TOTAL FOR FUND-SCC 200 967M (CLASS OF 2018):							
Ex Tr/Ad		630.00	186.00	0.00	410.00	444.00	29.52
In Tr/Ad		630.00	186.00	0.00	410.00	444.00	29.52
=====							
200 1636 967N 000000 004	CLASS OF 2019: DUES & FEES	728.00	140.00	7.00	287.00	588.00	19.23
*****TOTAL FOR FUND-SCC 200 967N (CLASS OF 2019):							
Ex Tr/Ad		728.00	140.00	7.00	287.00	588.00	19.23
In Tr/Ad		728.00	140.00	7.00	287.00	588.00	19.23
=====							
200 1636 967O 000000 004	CLASS OF 2020: DUES & FEES	200.00	188.00	0.00	188.00	12.00	94.00

*** NOTE!! ONLY ACTIVE ACCOUNTS HAVE BEEN SELECTED, TOTALS MAY EXCLUDE AMOUNTS THAT ARE RELATED TO INACTIVE ACCOUNTS. ***

LOUDONVILLE-PERRYSVILLE EX VI
 Revenue Account Summary
 SORTED BY FUND-SCC

Account Number FND RCPT SCC SUBJ OU	Description	FYTD Receivable	FYTD Actual Receipts	MTD Actual Receipts	YTD Actual Receipts	FYTD Balance Receivable	FYTD Percent Received
*****TOTAL FOR FUND-SCC 200 9670 (CLASS OF 2020):							
Ex Tr/Ad		200.00	188.00	0.00	188.00	12.00	94.00
In Tr/Ad		200.00	188.00	0.00	188.00	12.00	94.00
=====							
200 1621 969A 000000 004	REDBIRD - SALES	100.00	40.00	0.00	273.00	60.00	40.00
*****TOTAL FOR FUND-SCC 200 969A (REDBIRD):							
Ex Tr/Ad		100.00	40.00	0.00	273.00	60.00	40.00
In Tr/Ad		100.00	40.00	0.00	273.00	60.00	40.00
=====							
200 1627 971A 000000 004	HONOR SOCIETY - SALES	1,750.00	1,638.00	397.00	1,638.00	112.00	93.60
*****TOTAL FOR FUND-SCC 200 971A (HONOR SOCIETY):							
Ex Tr/Ad		1,750.00	1,638.00	397.00	1,638.00	112.00	93.60
In Tr/Ad		1,750.00	1,638.00	397.00	1,638.00	112.00	93.60
=====							
200 1627 973A 000000 004	LEO CLUB - SALES	3,500.00	1,250.00	1,070.00	1,250.00	2,250.00	35.71
*****TOTAL FOR FUND-SCC 200 973A (LEO CLUB):							
Ex Tr/Ad		3,500.00	1,250.00	1,070.00	1,250.00	2,250.00	35.71
In Tr/Ad		3,500.00	1,250.00	1,070.00	1,250.00	2,250.00	35.71
=====							
200 1623 975A 000000 004	JOB SKILLS GROUP: REVENUE	1,100.00	611.37	431.23	1,069.88	488.63	55.58
*****TOTAL FOR FUND-SCC 200 975A (JOB SKILLS GROUP LHS):							
Ex Tr/Ad		1,100.00	611.37	431.23	1,069.88	488.63	55.58
In Tr/Ad		1,100.00	611.37	431.23	1,069.88	488.63	55.58
=====							
200 1616 976A 000000 004	PROM FUND: TICKET SALES	2,900.00	0.00	0.00	2,117.00	2,900.00	0.00

*** NOTE!! ONLY ACTIVE ACCOUNTS HAVE BEEN SELECTED, TOTALS MAY EXCLUDE AMOUNTS THAT ARE RELATED TO INACTIVE ACCOUNTS. ***

LOUDONVILLE-PERRYSVILLE EX VI
 Revenue Account Summary
 SORTED BY FUND-SCC

Account Number FND RCPT SCC SUBJ OU	Description	FYTD Receivable	FYTD Actual Receipts	MTD Actual Receipts	YTD Actual Receipts	FYTD Balance Receivable	FYTD Percent Received
*****TOTAL FOR FUND-SCC 200 976A (LHS PROM FUND):							
Ex Tr/Ad		2,900.00	0.00	0.00	2,117.00	2,900.00	0.00
In Tr/Ad		2,900.00	0.00	0.00	2,117.00	2,900.00	0.00
=====							
200 1690 977A 000000 004	ROBOTICS TEAM: DONATIONS & OTHER	2,000.00	900.00	300.00	5,070.98	1,100.00	45.00
*****TOTAL FOR FUND-SCC 200 977A (LHS ROBOTICS TEAM FUND):							
Ex Tr/Ad		2,000.00	900.00	300.00	5,070.98	1,100.00	45.00
In Tr/Ad		2,000.00	900.00	300.00	5,070.98	1,100.00	45.00
=====							
300 1621 913A 000000 004	DRAMA CLUB - SALES	1,700.00	937.00	0.00	937.00	763.00	55.12
*****TOTAL FOR FUND-SCC 300 913A (DRAMA CLUB):							
Ex Tr/Ad		1,700.00	937.00	0.00	937.00	763.00	55.12
In Tr/Ad		1,700.00	937.00	0.00	937.00	763.00	55.12
=====							
300 1624 940A 000000 746	BAND - HIGH SCHOOL	210.00	110.00	0.00	1,110.00	100.00	52.38
300 1624 940A 000000 748	VOCAL-HS	4,700.00	0.00	0.00	0.00	4,700.00	0.00
300 1624 940A 000000 749	VOCAL/BAND - LHS MUSICAL	5,400.00	0.00	0.00	4,556.00	5,400.00	0.00
*****TOTAL FOR FUND-SCC 300 940A (MUSIC DEPARTMENT):							
Ex Tr/Ad		10,310.00	110.00	0.00	5,666.00	10,200.00	1.07
In Tr/Ad		10,310.00	110.00	0.00	5,666.00	10,200.00	1.07
=====							
300 1625 950A 000000 800	ATHLETIC DEPARTMENT - DONATIONS	7,000.00	54.39	0.00	54.39	6,945.61	0.78
300 1625 950A 000000 811	ADMISSIONS-BOYS BASEBALL	500.00	0.00	0.00	1,240.00	500.00	0.00
300 1625 950A 000000 812	ADMISSIONS-BOYS BASKETBALL	18,000.00	2,966.00	2,966.00	14,419.00	15,034.00	16.48

*** NOTE!! ONLY ACTIVE ACCOUNTS HAVE BEEN SELECTED, TOTALS MAY EXCLUDE AMOUNTS THAT ARE RELATED TO INACTIVE ACCOUNTS. ***

Date: 12/02/16
 Time: 3:54 pm

LOUDONVILLE-PERRYSVILLE EX VI
 Revenue Account Summary
 SORTED BY FUND-SCC

Page: 15
 (REVSUM)

Account Number FND RCPT SCC SUBJ OU	Description	FYTD Receivable	FYTD Actual Receipts	MTD Actual Receipts	YTD Actual Receipts	FYTD Balance Receivable	FYTD Percent Received
300 1625 950A 000000 816	FOOTBALL - HS	30,000.00	29,513.50	456.00	30,143.50	486.50	98.38
300 1625 950A 000000 827	ADMISSIONS-TRACK	7,000.00	630.00	0.00	8,712.10	6,370.00	9.00
300 1625 950A 000000 828	ADMISSIONS-WRESTLING	5,000.00	400.00-	400.00-	14,948.25	5,400.00	8.00-
300 1625 950A 000000 832	ADMISSIONS-GIRLS BASKETBALL	10,000.00	2,204.00	2,204.00	7,991.00	7,796.00	22.04
300 1625 950A 000000 835	ATHLETIC - VOLLEYBALL - HS	3,000.00	3,216.20	0.00	3,216.20	216.20-	107.21
300 1625 950A 000000 855	CHEERLEADING - H/S	3,000.00	1,305.00	0.00	7,007.00	1,695.00	43.50
300 1625 950A 000000 890	ATHLETIC: SOCCER - ADMISSIONS	6,000.00	7,068.00	526.00	7,068.00	1,068.00-	117.80
300 1933 950A 000000 004	SALE OF PROPERTY - ATHLETICS	0.00	1,200.00	0.00	1,200.00	1,200.00-	0.00
*****TOTAL FOR FUND-SCC 300 950A (ATHLETIC FUND - HIGH SCHOOL):							
Ex Tr/Ad		89,500.00	47,757.09	5,752.00	95,999.44	41,742.91	53.36
In Tr/Ad		89,500.00	47,757.09	5,752.00	95,999.44	41,742.91	53.36
=====							
300 1625 950B 000000 003	ATHLETIC FUND - PERRYSVILLE JUNIOR HIGH	12,000.00	3,659.00	0.00	11,687.00	8,341.00	30.49
*****TOTAL FOR FUND-SCC 300 950B (ATHLETIC FUND - PERRYSVILLE JUNIOR HIGH):							
Ex Tr/Ad		12,000.00	3,659.00	0.00	11,687.00	8,341.00	30.49
In Tr/Ad		12,000.00	3,659.00	0.00	11,687.00	8,341.00	30.49
=====							
300 1626 968A 000000 004	YEARBOOK	5,000.00	315.00	0.00	1,085.00	4,685.00	6.30
*****TOTAL FOR FUND-SCC 300 968A (YEARBOOK FUND HIGH SCHOOL):							
Ex Tr/Ad		5,000.00	315.00	0.00	1,085.00	4,685.00	6.30
In Tr/Ad		5,000.00	315.00	0.00	1,085.00	4,685.00	6.30
=====							

*** NOTE!! ONLY ACTIVE ACCOUNTS HAVE BEEN SELECTED, TOTALS MAY EXCLUDE AMOUNTS THAT ARE RELATED TO INACTIVE ACCOUNTS. ***

LOUDONVILLE-PERRYVILLE EX VI
 Revenue Account Summary
 SORTED BY FUND-SCC

Account Number FND RCPT SCC SUBJ OU	Description	FYTD Receivable	FYTD Actual Receipts	MTD Actual Receipts	YTD Actual Receipts	FYTD Balance Receivable	FYTD Percent Received
451 3219 9116 000000 000	ONenet PUBLIC COMMUNICATIONS SUBSIDY	0.00	0.00	0.00	3,600.00	0.00	0.00
*****TOTAL FOR FUND-SCC 451 9116 (ONENET PUBLIC COMMUNICATIONS SUBSIDY - FY16):							
Ex Tr/Ad		0.00	0.00	0.00	3,600.00	0.00	0.00
In Tr/Ad		0.00	0.00	0.00	3,600.00	0.00	0.00
=====							
451 3219 9117 000000 000	ONenet PUBLIC COMMUNICATIONS SUBSIDY	7,200.00	3,600.00	0.00	3,600.00	3,600.00	50.00
*****TOTAL FOR FUND-SCC 451 9117 (ONENET PUBLIC COMMUNICATIONS SUBSIDY - FY17):							
Ex Tr/Ad		7,200.00	3,600.00	0.00	3,600.00	3,600.00	50.00
In Tr/Ad		7,200.00	3,600.00	0.00	3,600.00	3,600.00	50.00
=====							
461 3110 9116 000000 000	HIGH SCHOOLS THAT WORK GRANT	1,509.24	1,509.24	0.00	3,142.47	0.00	100.00
*****TOTAL FOR FUND-SCC 461 9116 (HSTW GRANT FY2016):							
Ex Tr/Ad		1,509.24	1,509.24	0.00	3,142.47	0.00	100.00
In Tr/Ad		1,509.24	1,509.24	0.00	3,142.47	0.00	100.00
=====							
461 3110 9117 000000 000	HIGH SCHOOLS THAT WORK GRANT	6,000.00	412.28	199.62	412.28	5,587.72	6.87
*****TOTAL FOR FUND-SCC 461 9117 (HSTW GRANT FY2017):							
Ex Tr/Ad		6,000.00	412.28	199.62	412.28	5,587.72	6.87
In Tr/Ad		6,000.00	412.28	199.62	412.28	5,587.72	6.87
=====							
466 3110 9117 000000 595	STRAIGHT A GRANT NORTHWESTERN	51,500.00	0.00	0.00	0.00	51,500.00	0.00
*****TOTAL FOR FUND-SCC 466 9117 (STRAIGHT A GRANT NORTHWESTERN):							
Ex Tr/Ad		51,500.00	0.00	0.00	0.00	51,500.00	0.00
In Tr/Ad		51,500.00	0.00	0.00	0.00	51,500.00	0.00
=====							
516 4220 9116 000000 000	IDEA-B: SPECIAL EDUCATION	47,356.07	47,356.07	0.00	174,766.46	0.00	100.00

*** NOTE!! ONLY ACTIVE ACCOUNTS HAVE BEEN SELECTED, TOTALS MAY EXCLUDE AMOUNTS THAT ARE RELATED TO INACTIVE ACCOUNTS. ***

Date: 12/02/16
 Time: 3:54 pm

LOUDONVILLE-PERRYSVILLE EX VI
 Revenue Account Summary
 SORTED BY FUND-SCC

Page: 17
 (REVSUM)

Account Number FND RCPT SCC SUBJ OU	Description	FYTD Receivable	FYTD Actual Receipts	MTD Actual Receipts	YTD Actual Receipts	FYTD Balance Receivable	FYTD Percent Received
*****TOTAL FOR FUND-SCC 516 9116 (IDEA-B SPECIAL EDUCATION FY2016):							
Ex Tr/Ad		47,356.07	47,356.07	0.00	174,766.46	0.00	100.00
In Tr/Ad		47,356.07	47,356.07	0.00	174,766.46	0.00	100.00
=====							
516 4220 9117 000000 000	IDEA-B: SPECIAL EDUCATION	240,877.71	45,640.61	18,836.14	45,640.61	195,237.10	18.95
*****TOTAL FOR FUND-SCC 516 9117 (IDEA-B SPECIAL EDUCATION FY2017):							
Ex Tr/Ad		240,877.71	45,640.61	18,836.14	45,640.61	195,237.10	18.95
In Tr/Ad		240,877.71	45,640.61	18,836.14	45,640.61	195,237.10	18.95
=====							
536 4220 9116 000000 000	TITLE I SCHOOL IMPROVEMENT GRANT	3,752.69	3,752.69	0.00	14,264.50	0.00	100.00
*****TOTAL FOR FUND-SCC 536 9116 (TITLE I SCHOOL IMPROVEMENT GRANT FY16):							
Ex Tr/Ad		3,752.69	3,752.69	0.00	14,264.50	0.00	100.00
In Tr/Ad		3,752.69	3,752.69	0.00	14,264.50	0.00	100.00
=====							
572 4220 9116 000000 000	TITLE I	83,064.04	83,064.04	2,250.00	304,015.11	0.00	100.00
*****TOTAL FOR FUND-SCC 572 9116 (TITLE I: FY16):							
Ex Tr/Ad		83,064.04	83,064.04	2,250.00	304,015.11	0.00	100.00
In Tr/Ad		83,064.04	83,064.04	2,250.00	304,015.11	0.00	100.00
=====							
572 4220 9117 000000 000	TITLE I	337,596.76	61,777.44	25,465.43	61,777.44	275,819.32	18.30
*****TOTAL FOR FUND-SCC 572 9117 (TITLE I: FY17):							
Ex Tr/Ad		337,596.76	61,777.44	25,465.43	61,777.44	275,819.32	18.30
In Tr/Ad		337,596.76	61,777.44	25,465.43	61,777.44	275,819.32	18.30
=====							
572 4220 9216 000000 021	TITLE I-D MYA	18,335.64	18,335.64	3,220.69	74,140.80	0.00	100.00

*** NOTE!! ONLY ACTIVE ACCOUNTS HAVE BEEN SELECTED, TOTALS MAY EXCLUDE AMOUNTS THAT ARE RELATED TO INACTIVE ACCOUNTS. ***

LOUDONVILLE-PERRYSVILLE EX VI
Revenue Account Summary
SORTED BY FUND-SCC

Account Number FND RCPT SCC SUBJ OU	Description	FYTD Receivable	FYTD Actual Receipts	MTD Actual Receipts	YTD Actual Receipts	FYTD Balance Receivable	FYTD Percent Received
*****TOTAL FOR FUND-SCC 572 9216 (TITLE I - D MYA FY16):							
Ex Tr/Ad		18,335.64	18,335.64	3,220.69	74,140.80	0.00	100.00
In Tr/Ad		18,335.64	18,335.64	3,220.69	74,140.80	0.00	100.00
=====							
572 4220 9217 000000 021	TITLE I-D MYA	118,029.90	17,739.99	9,540.94	17,739.99	100,289.91	15.03
*****TOTAL FOR FUND-SCC 572 9217 (TITLE I - D MYA FY17):							
Ex Tr/Ad		118,029.90	17,739.99	9,540.94	17,739.99	100,289.91	15.03
In Tr/Ad		118,029.90	17,739.99	9,540.94	17,739.99	100,289.91	15.03
=====							
590 4220 9116 000000 000	TITLE II-A: IMPROV. TEACHING QUALITY	7,781.09	7,781.09	0.00	30,156.02	0.00	100.00
*****TOTAL FOR FUND-SCC 590 9116 (TITLE II-A: IMPROVING TEACH. QUALITY - FY16):							
Ex Tr/Ad		7,781.09	7,781.09	0.00	30,156.02	0.00	100.00
In Tr/Ad		7,781.09	7,781.09	0.00	30,156.02	0.00	100.00
=====							
590 4220 9117 000000 000	TITLE II-A: IMPROV. TEACHING QUALITY	39,702.03	7,736.45	3,095.66	7,736.45	31,965.58	19.49
*****TOTAL FOR FUND-SCC 590 9117 (TITLE II-A: IMPROVING TEACH. QUALITY - FY17):							
Ex Tr/Ad		39,702.03	7,736.45	3,095.66	7,736.45	31,965.58	19.49
In Tr/Ad		39,702.03	7,736.45	3,095.66	7,736.45	31,965.58	19.49
=====							
599 4220 9116 000000 000	TITLE VI-B RURAL & LOW INCOME	14,530.62	14,530.62	12,644.61	24,745.35	0.00	100.00
*****TOTAL FOR FUND-SCC 599 9116 (TITLE VI-B RURAL & LOW INCOME FY16):							
Ex Tr/Ad		14,530.62	14,530.62	12,644.61	24,745.35	0.00	100.00
In Tr/Ad		14,530.62	14,530.62	12,644.61	24,745.35	0.00	100.00
=====							
*****GRAND TOTALS:							
Ex Tr/Ad		18,996,886.24	7,879,025.84	1,007,596.39	17,619,459.38	11,117,860.40	41.48
In Tr/Ad		19,053,612.91	7,932,452.51	1,007,596.39	17,726,315.31	11,121,160.40	41.63
=====							

*** NOTE!! ONLY ACTIVE ACCOUNTS HAVE BEEN SELECTED, TOTALS MAY EXCLUDE AMOUNTS THAT ARE RELATED TO INACTIVE ACCOUNTS. ***

Date: 12/02/2016
 Time: 3:56 pm

LOUDONVILLE-PERRYSVILLE EX VI
 SORT BY CHECK NUMBER
 CHECK DATES BETWEEN 11/01/2016 AND 11/30/2016
 WARRANT, REFUND, MEMO CHECKS

Page: 1
 (CHEKPY)

CHECK	TYPE	DATE	VENDOR	VENDOR	STATUS/DATE	BANK CODE	CHECK AMOUNT
086362	W	11/09/2016	JOHN MILLER	000066	RECONCILED:11/30/2016		88.56
086363	W	11/09/2016	KELLY SEBOE	000070	RECONCILED:11/30/2016		32.20
086364	W	11/09/2016	CHRIS PERETTI	000073	RECONCILED:11/30/2016		56.47
086365	W	11/09/2016	TAMI SPRANG	000134	RECONCILED:11/30/2016		83.70
086366	W	11/09/2016	LESLIE STITZLEIN	000149			13.61
086367	W	11/09/2016	LORI ALLENBAUGH	000171	RECONCILED:11/30/2016		35.10
086368	W	11/09/2016	BEVERLY BILGER	000181	RECONCILED:11/30/2016		10.00
086369	W	11/09/2016	KENDRA CARNEGIE	000198	RECONCILED:11/30/2016		115.71
086370	W	11/09/2016	ASHLAND UNIVERSITY	000269	VOID: 11/22/2016		10.00
086371	W	11/09/2016	BUCKEYE BOOK FAIR	000323	RECONCILED:11/30/2016		217.60
086372	W	11/09/2016	THE RENAISSANCE COLUMBUS HOTEL	000444			735.00
086373	W	11/09/2016	CALENDARS	000474	RECONCILED:11/30/2016		27.79
086374	W	11/09/2016	DANNERS DRUG STORE	000517	RECONCILED:11/30/2016		3.50
086375	W	11/09/2016	DGP PUBLISHING	000518			78.90
086376	W	11/09/2016	EJ THERAPY SERVICES	000618	RECONCILED:11/30/2016		7,392.00
086377	W	11/09/2016	E S C OF CUYAHOGA COUNTY	000639	RECONCILED:11/30/2016		170.00
086378	W	11/09/2016	1ST CHOICE ENERGY SERVICES	000718	RECONCILED:11/30/2016		5,303.34
086379	W	11/09/2016	FRIENDLY WHOLESALE	000738	RECONCILED:11/30/2016		46.00
086380	W	11/09/2016	FOLLETT SCHOOL SOLUTIONS INC	000748	RECONCILED:11/30/2016		1,005.55
086381	W	11/09/2016	FURBAY ELECTRIC SUPPLY CO	000763	RECONCILED:11/30/2016		133.34
086382	W	11/09/2016	GRAYBAR ELECTRIC CO	000803	RECONCILED:11/30/2016		89.28
086383	W	11/09/2016	GOVCONNECTION	000817	RECONCILED:11/30/2016		1,191.10
086384	W	11/09/2016	GAULT'S PLAZA CLEANERS	000858	RECONCILED:11/30/2016		693.10
086385	W	11/09/2016	HARRIS AUTOMOTIVE LARRY HARRIS	000911	RECONCILED:11/30/2016		54.45
086386	W	11/09/2016	HILLSDALE LOCAL SCHOOL DIST.	000919	RECONCILED:11/30/2016		4,250.00
086387	W	11/09/2016	MANSFIELD TRUCK SALES &SERVICE	000921	RECONCILED:11/30/2016		1,010.93
086388	W	11/09/2016	WORTHINGTON DOUBLETREE	000923	RECONCILED:11/30/2016		114.00
086389	W	11/09/2016	HUGH O'BRIAN YOUTH LEADERSHIP	000996	RECONCILED:11/30/2016		545.00
086390	W	11/09/2016	IRWINS OFFICE SUPPLIES	001007	RECONCILED:11/30/2016		118.10
086391	W	11/09/2016	INVENTABLES INC	001012	RECONCILED:11/30/2016		2,193.04
086392	W	11/09/2016	JULIAN & GRUBE INC	001037	RECONCILED:11/30/2016		3,267.00
086393	W	11/09/2016	JW PEPPER	001065	RECONCILED:11/30/2016		120.73
086394	W	11/09/2016	RONALD KUNKEL	001138	RECONCILED:11/30/2016		85.00
086395	W	11/09/2016	KENWORTH OF ASHLAND	001147	RECONCILED:11/30/2016		1,245.70
086396	W	11/09/2016	LOWES COMPANIES INC	001269	RECONCILED:11/30/2016		546.49
086397	W	11/09/2016	MODERN HOME SUPPLY INC	001320	RECONCILED:11/30/2016		930.83
086398	W	11/09/2016	MAHEK TROPHIES & AWARDS	001355	RECONCILED:11/30/2016		597.85
086399	W	11/09/2016	MVD SPORTS & SPECIALTIES	001364	RECONCILED:11/30/2016		3,559.50
086400	W	11/09/2016	MIDWAY INC	001383	RECONCILED:11/30/2016		1,711.83
086402	W	11/09/2016	OHIO SCHOOL IMPROVEMENT INST C/O THE MEETING CONNECTION	001408	RECONCILED:11/30/2016		2,200.00
086403	W	11/09/2016	OHIO SCHOOLS COUNCIL - GAS	001424	RECONCILED:11/30/2016		1,914.96
086404	W	11/09/2016	OASBO	001450	RECONCILED:11/30/2016		100.00
086405	W	11/09/2016	RABY HARDWARE	001600	RECONCILED:11/30/2016		87.06
086406	W	11/09/2016	RIVER EDUCATION SERVICES INC LEAP PROGRAM	001618	RECONCILED:11/30/2016		17,940.00
086407	W	11/09/2016	READ NATURALLY INC	001641	RECONCILED:11/30/2016		523.60
086408	W	11/09/2016	RICHLAND COUNTY JUVENILE COURT	001669	RECONCILED:11/30/2016		45.00
086409	W	11/09/2016	RACHEL WIXEY & ASSOCIATES	001673	RECONCILED:11/30/2016		4,865.96
086410	W	11/09/2016	ROBOTICS EDUCATION AND	001687	RECONCILED:11/30/2016		300.00

Date: 12/02/2016
 Time: 3:56 pm

LOUDONVILLE-PERRYVILLE EX VI
 SORT BY CHECK NUMBER
 CHECK DATES BETWEEN 11/01/2016 AND 11/30/2016
 WARRANT, REFUND, MEMO CHECKS

Page: 2
 (CHEKPY)

CHECK	TYPE	DATE	VENDOR	VENDOR	STATUS/DATE	BANK CODE	CHECK AMOUNT	
			COMPETITION FOUNDATION					
086411	W	11/09/2016	SNYDER BROTHERS	001720	RECONCILED:11/30/2016		343.80	
086412	W	11/09/2016	STANTON'S SHEET MUSIC INC	001725	RECONCILED:11/30/2016		370.11	
086413	W	11/09/2016	SHIFFLER EQUIPMENT SALES	001763	RECONCILED:11/30/2016		211.10	
086414	W	11/09/2016	STAKE'S IGA	001786	RECONCILED:11/30/2016		174.05	
086415	W	11/09/2016	TRUGREEN	001836	RECONCILED:11/30/2016		400.00	
086416	W	11/09/2016	TRAIL'S END PIZZA CO	001856	RECONCILED:11/30/2016		144.63	
086417	W	11/09/2016	TIME WARNER CABLE ATTN: HOWARD CLENDENIN	001857	RECONCILED:11/30/2016		109.99	
086418	W	11/09/2016	MOHICAN YOUTH ACADEMY	001874	RECONCILED:11/30/2016		15,264.00	
086419	W	11/09/2016	TRI COUNTY E S C	001879	RECONCILED:11/30/2016		76,975.99	
086420	W	11/09/2016	US BANK OFFICE EQUIPMENT FINANCE SERV	001912	RECONCILED:11/30/2016		1,036.00	
086421	W	11/09/2016	VEX ROBOTICS	001952	RECONCILED:11/30/2016		247.02	
086422	W	11/09/2016	CHARLES SCOTT	003052	RECONCILED:11/30/2016		57.00	
086423	W	11/09/2016	KEVIN LEHMAN	003186	RECONCILED:11/30/2016		65.00	
086424	W	11/09/2016	DAVE DYER	003320	RECONCILED:11/30/2016		76.00	
086425	W	11/09/2016	JOSEPH SEMUS JR	003321	RECONCILED:11/30/2016		67.00	
086426	W	11/09/2016	DAVID FOELL	003323	RECONCILED:11/30/2016		95.00	
086427	W	11/09/2016	LYLE BINNS	003325	RECONCILED:11/30/2016		105.00	
086428	W	11/09/2016	JACK RENKEL JR	003326	RECONCILED:11/30/2016		110.00	
086429	W	11/09/2016	KARL SCHUSTER	003754	RECONCILED:11/30/2016		60.00	
086430	W	11/09/2016	DAN ECKENWILER	005017			50.00	
086431	W	11/09/2016	CRYSTAL ASHBY	005043			27.22	
086432	W	11/09/2016	JEFF FRANKFORD	005046	RECONCILED:11/30/2016		24.84	
086433	W	11/09/2016	MARY FORBES	005053	RECONCILED:11/30/2016		50.22	
086434	W	11/09/2016	CASEY GARVER	005064	RECONCILED:11/30/2016		198.00	
086435	W	11/09/2016	LISA GONZALEZ	005096	RECONCILED:11/30/2016		206.08	
086436	W	11/09/2016	KORI AUBEL	005099	RECONCILED:11/30/2016		168.73	
086437	W	11/09/2016	SCHOOL EMPLOYEES RET. SYSTEM	009046	RECONCILED:11/30/2016		2,022.72	
086438	W	11/09/2016	ALBRIGHT RADIATOR INC	010245	RECONCILED:11/30/2016		665.00	
086439	W	11/09/2016	ACT	010250	RECONCILED:11/30/2016		199.75	
086440	W	11/09/2016	ADVANCE AUTO PARTS	010282	RECONCILED:11/30/2016		20.50	
086441	W	11/09/2016	MICHELLE BASH DBA BASH DESIGNS	010327	RECONCILED:11/30/2016		410.00	
086442	W	11/09/2016	CARDINAL BUS SALES & SERVICE	010436	RECONCILED:11/30/2016		1,427.79	
086443	W	11/09/2016	CHARTWELLS COMPASS GROUP USA	010467	RECONCILED:11/30/2016		32,742.51	
086444	W	11/09/2016	HAMPTON INN & SUITES	010910	VOID: 11/11/2016		320.00	
086445	W	11/09/2016	MATHESON TRI-GAS INC	013009	RECONCILED:11/30/2016		73.50	
086446	W	11/09/2016	MICROIMAGE INC	013028	RECONCILED:11/30/2016		5,297.51	
086447	W	11/09/2016	MOBYMAX LLC	013091	RECONCILED:11/30/2016		198.00	
086448	W	11/09/2016	OAEP	014009			9.00	
086449	W	11/09/2016	OAHPERD	014058	RECONCILED:11/30/2016		125.00	
086450	W	11/09/2016	NORTHEAST DISTRICT ATHLETIC BOARD	014068	RECONCILED:11/30/2016		1,346.00	
086451	W	11/09/2016	PITNEY BOWES GLOBAL FINANCIAL SERVICES	015002	RECONCILED:11/30/2016		288.96	
086452	W	11/09/2016	REALLY GOOD STUFF	016003	RECONCILED:11/30/2016		143.62	
086453	W	11/09/2016	SINCLAIR COMMUNITY COLLEGE	017020	RECONCILED:11/30/2016		100.00	
086454	W	11/09/2016	SUBWAY	017029	RECONCILED:11/30/2016		53.50	
086455	W	11/09/2016	STAKE'S SHORT STOP	017043	RECONCILED:11/30/2016		75.00	

Date: 12/02/2016
Time: 3:56 pm

LOUDONVILLE-PERRYSVILLE EX VI
SORT BY CHECK NUMBER
CHECK DATES BETWEEN 11/01/2016 AND 11/30/2016
WARRANT, REFUND, MEMO CHECKS

Page: 3
(CHEKPY)

CHECK	TYPE	DATE	VENDOR	VENDOR	STATUS/DATE	BANK CODE	CHECK AMOUNT
086456	W	11/09/2016	SAFETY KLEEN	017068	RECONCILED:11/30/2016		309.96
086457	B	11/14/2016	KELLY SEBOE ATHLETIC DIRECTOR	000122	RECONCILED:11/30/2016		1,200.00
086458	W	11/16/2016	CARRIE HESS-LAVER	000178	RECONCILED:11/30/2016		15.12
086459	W	11/16/2016	BEVERLY BILGER	000181	RECONCILED:11/30/2016		27.00
086460	W	11/16/2016	ALL AMERICAN/RIDDELL	000265	RECONCILED:11/30/2016		1,386.50
086461	W	11/16/2016	ACADEMIC HALLMARKS	000291			105.68
086462	W	11/16/2016	DOMINION EAST OHIO	000600	RECONCILED:11/30/2016		721.66
086463	W	11/16/2016	FOLLETT SCHOOL SOLUTIONS INC	000748	RECONCILED:11/30/2016		1,146.18
086464	W	11/16/2016	G-SPORTS WRESTLING	000804	RECONCILED:11/30/2016		294.00
086465	W	11/16/2016	GOVCONNECTION	000817	RECONCILED:11/30/2016		661.50
086466	W	11/16/2016	GRAINGER	000897	RECONCILED:11/30/2016		20.28
086467	W	11/16/2016	HARRIS AUTOMOTIVE LARRY HARRIS	000911	RECONCILED:11/30/2016		272.50
086468	W	11/16/2016	HOUGHTON MIFFLIN HARCOURT	000926	RECONCILED:11/30/2016		1,178.90
086469	W	11/16/2016	HOSTETLER ENGINE REPAIR	000940	RECONCILED:11/30/2016		614.75
086470	W	11/16/2016	INSTITUTIONAL DIVERSIFIED C/O MARK HAMILTON	001081	RECONCILED:11/30/2016		975.00
086471	W	11/16/2016	KROSSOVER INTELLIGENCE INC	001158	RECONCILED:11/30/2016		1,998.00
086472	W	11/16/2016	LOUDONVILLE MOHICAN CHAMBER OF COMMERCE	001202	RECONCILED:11/30/2016		75.00
086473	W	11/16/2016	LAUNDRY LOOPS	001283	RECONCILED:11/30/2016		89.00
086474	W	11/16/2016	MC CLINTOCK ELECTRIC	001312	RECONCILED:11/30/2016		735.00
086475	W	11/16/2016	MUSIC THEATRE INTERNATIONAL	001328	RECONCILED:11/30/2016		400.00
086476	W	11/16/2016	MAHEK TROPHIES & AWARDS	001355	RECONCILED:11/30/2016		22.00
086477	W	11/16/2016	OHIO EDISON COMPANY	001411	RECONCILED:11/30/2016		1,661.72
086478	W	11/16/2016	PHONAK	001514	RECONCILED:11/30/2016		118.39
086479	W	11/16/2016	RACHEL WIXEY & ASSOCIATES	001673	RECONCILED:11/30/2016		7,436.19
086480	W	11/16/2016	ROBOTICS EDUCATION AND COMPETITION FOUNDATION	001687	RECONCILED:11/30/2016		200.00
086481	W	11/16/2016	SAMARITAN REGIONAL HEALTH SYSTEM	001714	RECONCILED:11/30/2016		99.00
086482	W	11/16/2016	TREASURER OF STATE DAS FINANCE - ROOM 4060	001883	RECONCILED:11/30/2016		120.00
086483	W	11/16/2016	VILLAGE OF LOUDONVILLE	001923	RECONCILED:11/30/2016		1,326.73
086484	W	11/16/2016	VEX ROBOTICS	001952	RECONCILED:11/30/2016		285.69
086485	W	11/16/2016	WOODLAND MULCH LLC	002089	RECONCILED:11/30/2016		725.00
086486	W	11/16/2016	KAY KICK	004485	RECONCILED:11/30/2016		25.00
086487	W	11/16/2016	CINDY PRIBBLE	004611	RECONCILED:11/30/2016		50.00
086488	W	11/16/2016	LISA GONZALEZ	005096	RECONCILED:11/30/2016		45.36
086489	W	11/16/2016	KORI AUBEL	005099	RECONCILED:11/30/2016		58.80
086490	W	11/16/2016	ADVANCE AUTO PARTS	010282	RECONCILED:11/30/2016		134.64
086491	W	11/16/2016	MID-BUCKEYE CONFERENCE C/O KELLY SEBOE, TREAS	013070	RECONCILED:11/30/2016		884.00
086492	W	11/16/2016	SINCLAIR COMMUNITY COLLEGE	017020	RECONCILED:11/30/2016		700.00
086493	B	11/16/2016	SKYLAR CRIBB MS PRISCILLA BURG	004621	RECONCILED:11/30/2016		39.00
086494	W	11/22/2016	JUDY BRIGGS	000052	RECONCILED:11/30/2016		123.05
086495	W	11/22/2016	RICK RIOS	000059	RECONCILED:11/30/2016		121.34
086496	W	11/22/2016	JOHN LANCE	000144	RECONCILED:11/30/2016		152.88
086497	W	11/22/2016	JUDY KOPPERT	000167	RECONCILED:11/30/2016		20.45
086498	W	11/22/2016	AUSTINTOWN-FITCH SCHOOLS	000242			400.00

Date: 12/02/2016
Time: 3:56 pm

LOUDONVILLE-PERRYSVILLE EX VI
SORT BY CHECK NUMBER
CHECK DATES BETWEEN 11/01/2016 AND 11/30/2016
WARRANT, REFUND, MEMO CHECKS

Page: 4
(CHEKPY)

CHECK	TYPE	DATE	VENDOR	VENDOR	STATUS/DATE	BANK CODE	CHECK AMOUNT
086499	W	11/22/2016	ATHLETIC DEPT				
086500	W	11/22/2016	BIO-RAD LABORATORIES INC	000373	RECONCILED:11/30/2016		20.05
086501	W	11/22/2016	CAROLINA BIOLOGICAL SUPPLY CO.	000429	RECONCILED:11/30/2016		83.01
			CLEVELAND SIGHT CENTER	000485	RECONCILED:11/30/2016		464.00
			ATTN: SYLVIA SNYDER				
086502	W	11/22/2016	DAYTON MARRIOTT	000569			556.50
086503	W	11/22/2016	EDUCATIONAL INNOVATIONS	000640	RECONCILED:11/30/2016		486.31
086504	W	11/22/2016	HAGUE CRYSTAL CLEAR	000918			16.90
086505	W	11/22/2016	JW PEPPER	001065	RECONCILED:11/30/2016		45.89
086506	W	11/22/2016	KONICA MINOLTA PREMIER FINANCE	001153			928.83
086507	W	11/22/2016	QWEST- LCI	001227	RECONCILED:11/30/2016		87.49
			CUSTOMER SERVICE				
086508	W	11/22/2016	LHS ATHLETIC DEPT	001285	RECONCILED:11/30/2016		80.00
086509	W	11/22/2016	MT BUSINESS TECHNOLOGIES INC	001311	RECONCILED:11/30/2016		45.11
			1150 NAT'L PKWY				
086510	W	11/22/2016	MIKE & B SALES	001331	RECONCILED:11/30/2016		400.00
086511	W	11/22/2016	MID OHIO TROPHY	001353			74.00
086512	W	11/22/2016	MVD SPORTS & SPECIALTIES	001364	RECONCILED:11/30/2016		6,054.88
086513	W	11/22/2016	MANSFIELD SR HIGH SCHOOL	001380			250.00
			ATTN ATHLETIC DIRECTOR				
086514	W	11/22/2016	NASCO - FORT ATKINSON	001400	RECONCILED:11/30/2016		67.32
086515	W	11/22/2016	OHIO EDISON COMPANY	001411	RECONCILED:11/30/2016		6,903.77
086516	W	11/22/2016	NEW LONDON JR HIGH SCHOOL	001423	RECONCILED:11/30/2016		150.00
086517	W	11/22/2016	RUMPKE CONSOLIDATED CO	001608	RECONCILED:11/30/2016		1,161.74
086518	W	11/22/2016	STANDARD PLUMBING & HEATING	001740	RECONCILED:11/30/2016		4,053.00
086519	W	11/22/2016	TRANSPORTATION ACCESSORIES CO	001839	RECONCILED:11/30/2016		178.30
086520	W	11/22/2016	US BANK	001912			1,298.45
			OFFICE EQUIPMENT FINANCE SERV				
086521	W	11/22/2016	HIRERIGHT LLC	001932	RECONCILED:11/30/2016		99.84
086522	W	11/22/2016	VERIZON WIRELESS	001974	RECONCILED:11/30/2016		80.02
086523	W	11/22/2016	WAGWORKS INC	002083	RECONCILED:11/30/2016		191.26
086524	W	11/22/2016	CHARLES SCOTT	003052			70.00
086525	W	11/22/2016	TY MEYER	003056			30.00
086526	W	11/22/2016	BRIAN CHISNELL	003166			80.00
086527	W	11/22/2016	STEVE HARTMAN	003176			50.00
086528	W	11/22/2016	BRIAN IWINSKI	003327	RECONCILED:11/30/2016		75.00
086529	W	11/22/2016	WILLIAM MUSSER	003331	RECONCILED:11/30/2016		20.00
086530	W	11/22/2016	JEFFERY ALLISON	003609	RECONCILED:11/30/2016		30.00
086531	W	11/22/2016	JACKIE ARNOLD	005021	RECONCILED:11/30/2016		91.60
086532	W	11/22/2016	BEV WOLFORD	005051	RECONCILED:11/30/2016		20.45
086533	W	11/22/2016	CHRISSIE BUTTS	005070	RECONCILED:11/30/2016		23.00
086534	W	11/22/2016	KORI AUBEL	005099	RECONCILED:11/30/2016		76.55
086535	W	11/22/2016	ACT	010250			1,289.65
086536	W	11/22/2016	CLAY EWELL	010434	RECONCILED:11/30/2016		265.00
			DBA CLAY EWELL EDUCATIONL SERV				
086537	W	11/22/2016	CLAYMONT JR. HIGH SCHOOL	010459			185.00
086538	W	11/22/2016	NORWAYNE LOCAL SCHOOLS	014053			125.00
086539	W	11/22/2016	CRESTVIEW HIGH SCHOOL	014080	RECONCILED:11/30/2016		600.00
			ATHLETIC DEPARTMENT				
086540	W	11/22/2016	NEXT GENERATION ASSESSMENT LLC	014081			2,000.70
			DBA ACT ASPIRE LLC				
086541	W	11/22/2016	NORTHWESTERN HIGH SCHOOL	014097			200.00

Date: 12/02/2016
Time: 3:56 pm

LOUDONVILLE-PERRYSVILLE EX VI
SORT BY CHECK NUMBER
CHECK DATES BETWEEN 11/01/2016 AND 11/30/2016
WARRANT, REFUND, MEMO CHECKS

Page: 5
(CHEKPY)

CHECK	TYPE	DATE	VENDOR	VENDOR	STATUS/DATE	BANK CODE	CHECK AMOUNT
086542	W	11/22/2016	ATHLETIC DEPT				
086543	W	11/30/2016	SCOTT, SCRIVEN LLP	017103			4,026.63
086544	W	11/30/2016	JOHN MILLER	000066			183.60
086545	W	11/30/2016	DAVID LANCE	000130			46.00
086546	W	11/30/2016	BEVERLY BILGER	000181			69.12
086547	W	11/30/2016	ASHLAND PUBLISHING COMPANY	000225			16.93
			STATE OF OHIO	000227			2,521.50
			OFFICE OF AUDITOR				
086548	W	11/30/2016	ASHLAND YMCA	000263			475.00
086549	W	11/30/2016	ASHLAND UNIVERSITY	000269			477.90
086550	W	11/30/2016	ARTIST-IN-SCHOOLS	000289			712.60
086551	W	11/30/2016	STALEY TECHNOLOGIES, INC	000608			2,649.00
086552	W	11/30/2016	GOVCONNECTION	000817			1,602.00
086553	W	11/30/2016	ITPROTV	001050			399.00
086554	W	11/30/2016	KALAHARI WATERPARK RESORT	001128	VOID: 11/30/2016		160.00
			CONVENTION CENTER				
086555	W	11/30/2016	LEGO EDUCATION	001262			2,733.10
086556	W	11/30/2016	MOHICAN STEEL FABRICATOR	001354			11.46
086557	W	11/30/2016	MANSFIELD SR HIGH SCHOOL	001380			275.00
			ATTN ATHLETIC DIRECTOR				
086558	W	11/30/2016	NORTH CENTRAL STATE COLLEGE	001483			2,870.44
086559	W	11/30/2016	PERRYSVILLE FIREFIGHTERS ASSOC	001580			50.00
086560	W	11/30/2016	RACHEL WIXEY & ASSOCIATES	001673			5,814.22
086561	W	11/30/2016	SDE REGISTRATIONS	001724			425.00
086562	W	11/30/2016	TRUGREEN	001836			400.00
086563	W	11/30/2016	TEXAS LIFE INSURANCE	001873			15.60
086564	W	11/30/2016	U S POSTAL SERVICE	001901			215.00
086565	W	11/30/2016	VAR RESOURCES INC	001948			182.46
086566	W	11/30/2016	FRONTIER	001976			453.01
086567	W	11/30/2016	CHARLES SCOTT	003052			117.00
086568	W	11/30/2016	TY MEYER	003056			100.00
086569	W	11/30/2016	JOHN GROVE	003193			40.00
086570	W	11/30/2016	JEFFERY ALLISON	003609			60.00
086571	W	11/30/2016	DAVID MACK	003677			57.00
086572	W	11/30/2016	RICHARD KVOCHICK	003725			57.00
086573	W	11/30/2016	CATHERINE PUSTER	005016			127.54
086574	W	11/30/2016	JEFF FRANKFORD	005046			239.14
086575	W	11/30/2016	SCHOOL EMPLOYEES RET. SYSTEM	009046			806.80
086576	W	11/30/2016	AMERICAN FIDELITY - LIFE - BD	009060			131.39
086577	W	11/30/2016	AMERICAN FIDELITY - CRITICAL	009063			54.16
086578	W	11/30/2016	AMERICAN FIDELITY-ACCIDENT-BD	009095			158.32
086579	W	11/30/2016	AMERICAN FIDELITY-DISABILITY	009096			708.18
086580	W	11/30/2016	AMERICAN FIDELITY-CANCER-BD.	009099			324.18
086581	W	11/30/2016	ABILITATIONS	010223			53.28
086582	W	11/30/2016	ARES SPORTSWEAR	010280			2,438.81
086583	W	11/30/2016	MICHELLE BASH	010327			520.00
			DBA BASH DESIGNS				
086584	W	11/30/2016	HIGHLAND HS	010933			250.00
			ATHLETIC DEPT				
086585	W	11/30/2016	METROPOLITAN EDUCATIONAL	013007			594.20
			COUNCIL				
086586	W	11/30/2016	MID-BUCKEYE CONFERENCE	013070			17.00

Date: 12/02/2016
 Time: 3:56 pm

LOUDONVILLE-PERRYSVILLE EX VI
 SORT BY CHECK NUMBER
 CHECK DATES BETWEEN 11/01/2016 AND 11/30/2016
 WARRANT, REFUND, MEMO CHECKS

Page: 6
 (CHEKPY)

CHECK	TYPE	DATE	VENDOR	VENDOR	STATUS/DATE	BANK CODE	CHECK AMOUNT
086587	W	11/30/2016	C/O KELLY SEBOE, TREAS KALAHARI WATERPARK RESORT CONVENTION CENTER	001128			80.00
086588	W	11/30/2016	KALAHARI WATERPARK RESORT CONVENTION CENTER	001128			80.00
905508	M	11/07/2016	STAR2STAR COMMUNICATIONS	900037			391.03
905509	M	11/08/2016	AMAZON.COM	900041			572.47
905510	M	11/08/2016	REGISTER.COM	900042			206.00
905511	M	11/08/2016	LAPTOPSCREEN.COM	900043			115.38
905514	M	11/14/2016	OHIO DEPT OF EDUCATION	900005			34,914.85
905515	M	11/18/2016	U.S. DEPT OF HEALTH CMS PROGRAM	900040			7,133.40
905516	M	11/18/2016	LHS JOB SKILLS C/O CRYSTAL ASHBY	900038			400.00
905519	M	11/22/2016	S.T.R.S.	900009			4,160.61
905520	M	11/22/2016	NATIONAL CITY BANK	900027			3,987.05
905521	M	11/22/2016	S.T.R.S.	900009			4,160.61
905522	M	11/22/2016	NATIONAL CITY BANK	900027			4,045.69
905523	M	11/28/2016	L-P BOARD OF EDUCATION	900100			150,836.72
905524	M	11/28/2016	L-P BOARD OF EDUCATION	900100			6,935.04
905525	M	11/28/2016	L-P BOARD OF EDUCATION	900100			1,455.53
905526	M	11/28/2016	OHIO DEPT OF EDUCATION	900005			34,585.79
905527	M	11/29/2016	US BANK NA	900034			96,019.00
905528	M	11/29/2016	MEDICAL MUTUAL OF OHIO	900103			47,470.44
905529	M	11/29/2016	MEDICAL MUTUAL OF OHIO	900103			161,386.60
905530	M	11/29/2016	S.T.R.S.	900009			60,560.00
905531	M	11/29/2016	S.E.R.S.	900010			19,320.00
V VOIDED CHECKS				3	CHECK TOTALS		490.00
R RECONCILED CHECKS				154	CHECK TOTALS		255,093.47
W WARRANT CHECKS				224	CHECK TOTALS		296,557.48
M MEMO CHECKS				20	CHECK TOTALS		638,656.21
B REFUND CHECKS				2	CHECK TOTALS		1,239.00
I INVESTMENT CHECKS				0	CHECK TOTALS		0.00
T TRANSFER CHECKS				0	CHECK TOTALS		0.00
D DISTRIBUTION CHECKS				0	CHECK TOTALS		0.00
C PAYROLL CHECKS				0	CHECK TOTALS		0.00
MISSING CHECKS				0			
** TOTAL CHECKS (LESS VOIDED)				243	** TOTAL NET		935,962.69
*** TOTAL CHECKS WRITTEN				246	*** GRAND TOTALS		936,452.69

Date: 12/02/2016
Time: 3:54 pm

LOUDONVILLE-PERRYSVILLE EX VI
SORT BY CHECK NUMBER
CHECK DATES BETWEEN 11/01/2016 AND 11/30/2016
ALL CHECKS SELECTED

Page: 1
(CHEKPY)

CHECK	TYPE	DATE	VENDOR	VENDOR	STATUS/DATE	BANK CODE	CHECK AMOUNT
086401	W	11/09/2016	MIDLAND COUNCIL OF GOVERNMENTS TRI-COUNTY COMPUTER SERVICES	001395	RECONCILED:11/30/2016		400.00
V VOIDED CHECKS			0	CHECK TOTALS			0.00
R RECONCILED CHECKS			1	CHECK TOTALS			400.00
W WARRANT CHECKS			1	CHECK TOTALS			400.00
M MEMO CHECKS			0	CHECK TOTALS			0.00
B REFUND CHECKS			0	CHECK TOTALS			0.00
I INVESTMENT CHECKS			0	CHECK TOTALS			0.00
T TRANSFER CHECKS			0	CHECK TOTALS			0.00
D DISTRIBUTION CHECKS			0	CHECK TOTALS			0.00
C PAYROLL CHECKS			0	CHECK TOTALS			0.00
MISSING CHECKS			0				
** TOTAL CHECKS (LESS VOIDED)			1	** TOTAL NET			400.00
*** TOTAL CHECKS WRITTEN			1	*** GRAND TOTALS			400.00