

*Loudonville-Perrysville
Exempted Village School
District*



*Financial Reports for the period
ending October 31, 2015*

*Prepared by Marie Beddow,
Treasurer/CFO*

**Loudonville-Perrysville Exempted Village School District
General Account Reconciliation
October 31, 2015**

Farmers and Savings Bank (.01% Yield)	1,595,466.94
Total Demand Deposits:	1,595,466.94
Outstanding Checks:	39,285.20
Bank Balance minus Outstanding:	1,556,181.74
<hr/>	
Total Cash Fund Balance:	5,053,572.74

Investments:

STAR Ohio General Account (.17%)	965,807.10
PNC Money Market (.10)	1,003,006.43
National City Bank Payroll Account	500.00
Fifth Third Mutual Fund (.01%)	34,077.47
Fifth Third Securities CD Due 8/20/2018 (1.75%)	248,000.00
Fifth Third Securities CD Due 2/21/2018 (1.45%)	248,000.00
Fifth Third Securities CD Due 8/20/2018 (1.75%)	248,000.00
Fifth Third Securities CD Due 10/17/2017 (1.50%)	250,000.00
Fifth Third Securities CD Due 2/5/2018 (1.30%)	250,000.00
Fifth Third Securities CD Due 10/17/2016 (1.00%)	250,000.00
Total Investments:	3,497,391.00

Total Adjustments:		0.00
---------------------------	--	-------------

Subtotal:		1,556,181.74
------------------	--	---------------------

DIFFERENCE:		0.00
--------------------	--	-------------

Prepared:		
	Initials	Date
Reviewed:		
	Initials	Date

Comparison of Current Forecast Amount

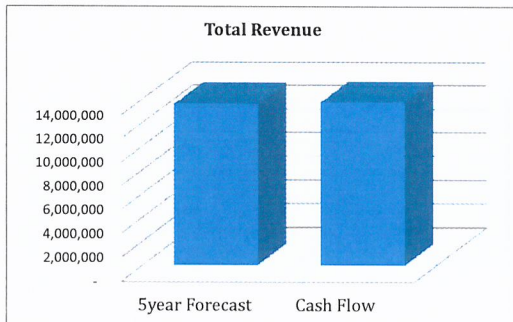
Loudonville-Perrysville EVSD

to Updated FYTD Actual + FY Estimated Remaining
 FYTD Through: **October**

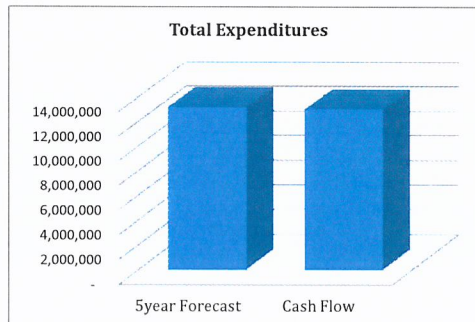
Five Year Forecast Comparison to Actual Cash Flow

	Difference	Proj. from Current 5year Forecast 2016	Proj. from Actual/Est. Cash Flow 2016	FYTD Actual Through Month Of: July - October	Estimated for Remaining Months
Revenue:					
1.010 - General Property Tax (Real Estate)	-	4,061,263	4,061,263	1,648,339	2,412,924
1.020 - Public Utility Personal Property	(0)	833,329	833,329	393,586	439,743
1.030 - Income Tax	7,168	1,747,747	1,754,915	994,930	759,985
1.035 - Unrestricted Grants-in-Aid	168,396	5,357,602	5,525,998	1,776,807	3,749,191
1.040 - 1.045 - Restricted Grants-in-Aid	(946)	213,810	212,864	64,173	148,691
1.050 - Property Tax Allocation	(11,451)	687,389	675,938	332,608	343,330
1.060 - All Other Operating Revenues	6,851	590,857	597,708	189,414	408,294
1.070 - Total Revenue	170,019	13,491,996	13,662,015	5,399,857	8,262,158
Other Financing Sources:					
2.070 - Total Other Financing Sources	-	80,569	80,569	76,993	3,576
2.080 - Total Revenues and Other Financing Sources	170,019	13,572,565	13,742,584	5,476,850	8,265,734
Expenditures:					
3.010 - Personnel Services	(19,652)	6,231,316	6,211,664	2,062,215	4,149,449
3.020 - Employees' Retirement/Insurance Benefits	(21,382)	3,073,130	3,051,748	968,366	2,083,382
3.030 - Purchased Services	(27,696)	2,409,696	2,382,000	755,817	1,626,183
3.040 - Supplies and Materials	(21,481)	598,905	577,424	216,422	361,002
3.050 - Capital Outlay	(82,895)	557,081	474,186	305,214	168,972
3.060 - 4.060 - Intergovernmental, Debt & Interest	-	111,805	111,805	-	111,805
4.300 - Other Objects	(5,957)	176,700	170,743	50,137	120,606
4.500 - Total Expenditures	(179,063)	13,158,633	12,979,570	4,358,171	8,621,399
Other Financing Uses:					
5.040 - Total Other Financing Uses	-	1,000	1,000	-	1,000
5.050 - Total Expenditures and Other Financing Uses	(179,063)	13,159,633	12,980,570	4,358,171	8,622,399
Excess of Rev & Other Financing Uses Over (Under)					
6.010 - Expenditures and Other Financing Uses	349,082	412,932	762,014	1,118,679	(356,665)
7.010 - Cash Balance July 1	(11)	3,237,904	3,237,893		
7.020 - Cash Balance June 30	349,071	3,650,836	3,999,907		

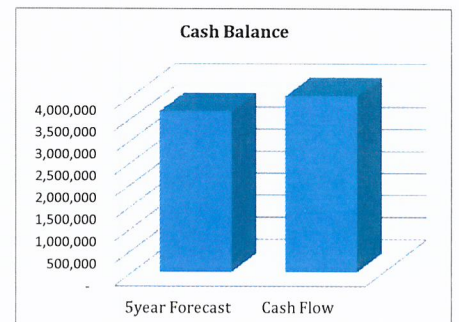
Projected Differences from 5year Forecast Actuals/Estimates as compared to Cash Flow Actual/Estimate



Dollar Variance: 170,019
 Percent Variance: 1.25%



Dollar Variance: (179,063)
 Percent Variance: -1.36%



Dollar Variance: 349,071
 Percent Variance: 9.56%

**LOUDONVILLE-PERRYSVILLE EXEMPTED VILLAGE SCHOOL DISTRICT
GENERAL FUND TWO-YEAR COMPARISON
October 31, 2015**

This is the % change as of 10.31.15 comparing Actual FY2015 to Actual FY2016

	FY2015		FY2016			
	ACTUAL ANNUAL	FYTD ACTUAL OCT.	PROJECTED ANNUAL *	% Diff. ANNUAL *	FYTD ACTUAL OCT.	% Diff. OCT.
REVENUES						
General Property (Real Estate)	4,066,887	1,656,254	4,061,263	-0.14%	1,648,339	-0.48%
Tangible Personal Property Tax	843,906	407,850	833,329	-1.25%	393,586	-3.50%
Income Tax	1,713,477	950,884	1,747,747	2.00%	994,930	4.63%
Unrestricted Grants-in-Aid	4,890,690	1,732,843	5,357,602	9.55%	1,776,807	2.54%
Restricted Grants-in-Aid **	236,201	72,683	213,810	-9.48%	64,173	-11.71%
Property Tax Allocation (Homestead/Rollback)	692,057	63,120	687,389	-0.67%	332,608	426.95%
All Other Operating Revenue	855,096	372,528	590,857	-30.90%	189,414	-49.15%
Total Revenue	13,298,314	5,256,162	13,491,997	1.46%	5,399,857	2.73%
OTHER FINANCING SOURCES						
Operating Transfers-In		-				
Advances-In	-	-	74,569	N/A	74,569	N/A
All Other Financial Sources	57,107	33,735	6,000	-89.49%	2,424	-92.81%
Total Other Financing Sources	57,107	33,735	80,569	41.08%	76,993	N/A
Total Revenues and Other Financing Sources	13,355,421	5,289,897	13,572,566	1.63%	5,476,850	3.53%
EXPENDITURES						
Personal Services	6,413,949	2,137,339	6,231,316	-2.85%	2,062,215	-3.51%
Employees' Retirement/Insurance Benefits	2,846,728	978,333	3,073,130	7.95%	968,366	-1.02%
Purchased Services	2,245,100	789,240	2,391,696	6.53%	755,817	-4.23%
Supplies and Materials	415,373	166,962	598,905	44.18%	216,422	29.62%
Capital Outlay ₂	289,323	192,182	518,402	79.18%	305,214	58.82%
Other Objects	306,929	71,436	288,505	-6.00%	50,137	-29.82%
Total Expenditures	12,517,402	4,335,492	13,101,954	4.67%	4,358,171	0.52%
OTHER FINANCING USES						
Operational Transfers - Out		-				
Advances - Out	74,569	-	1,000	-98.66%	-	0.00%
All Other Financing Uses	-	-	-		-	0.00%
Total Other Financing Uses	74,569	-	1,000	-98.66%	-	0.00%
Total Expenditures and Other Financing Uses	12,591,971	4,335,492	13,102,954	4.06%	4,358,171	0.52%
Excess Rev. & Other Fin. Sources Over (Under) Exp.	763,450	954,405	469,612	-38.49%	1,118,679	17.21%
Beginning Cash Balance	2,474,456	2,474,456	3,237,906	30.85%	3,237,908	30.85%
Ending Cash Balance	\$ 3,237,906	\$ 3,428,861	\$ 3,707,518	14.50%	\$ 4,356,587	27.06%
Outstanding Encumbrances	87,162	1,200,397	-	-100.00%	1,451,455	20.91%
Ending Unencumbered Cash Balance	\$ 3,150,744	\$ 2,228,464	\$ 3,707,518	17.67%	\$ 2,905,132	30.36%

Date: 11/03/2015
 Time: 10:59 am

LOUDONVILLE-PERRYSVILLE EX VI
 Financial Report by Fund/Fund/SCC

Page: 1
 (FINSUM)

Fund #	Fund Description	FYTD Receipts	MTD Expenditures	FYTD Expenditures	Current Fund Balance	Current Encumbrances	Unencumbered Fund Balance	Bank Code
001 0000	GENERAL							
	3,201,158.06	993,690.30	5,151,850.05	1,141,612.94	4,262,508.10	4,090,500.01	1,191,088.50	2,899,411.51
001 9992	CAPITAL/MAINTENANCE - SET-ASIDE							
	36,750.00	0.00	325,000.00	19,323.71	95,662.49	266,087.51	260,366.31	5,721.20
	TOTAL FOR Fund 001 - GENERAL:							
	3,237,908.06	993,690.30	5,476,850.05	1,160,936.65	4,358,170.59	4,356,587.52	1,451,454.81	2,905,132.71
003 0000	PERMANENT IMPROVEMENT							
	100,378.62	1.00	110,129.03	9,828.14	91,526.58	118,981.07	52,717.94	66,263.13
	TOTAL FOR Fund 003 - PERMANENT IMPROVEMENT:							
	100,378.62	1.00	110,129.03	9,828.14	91,526.58	118,981.07	52,717.94	66,263.13
006 0000	FOOD SERVICES							
	6,160.41	19,140.08	54,233.51	81,714.92	150,155.59	89,761.67-	182,300.91	272,062.58-
	TOTAL FOR Fund 006 - FOOD SERVICE:							
	6,160.41	19,140.08	54,233.51	81,714.92	150,155.59	89,761.67-	182,300.91	272,062.58-
007 9001	YOUNG TRUST							
	6,501.65	0.00	0.00	0.00	775.00	5,726.65	0.00	5,726.65
007 9002	HUGO H. & MABEL B. YOUNG O/S CITIZEN SCHOLAR.							
	12,000.00	0.00	0.00	0.00	12,000.00	0.00	0.00	0.00
007 9004	MILESTONE BENEFITS - STUDENT SCHOLARSHIP FUND							
	2,000.00	0.00	0.00	0.00	0.00	2,000.00	2,000.00	0.00
007 9007	HEATHER DERRENBERGER SCHOLARSHIP-LONG LAKE, IN							
	1,000.00	0.00	0.00	0.00	0.00	1,000.00	500.00	500.00
007 9008	YEAGER SCHOLARSHIP - SPECIAL TRUST							
	1,000.00	0.00	0.00	0.00	0.00	1,000.00	0.00	1,000.00
007 9010	PEPSI SCHOLARSHIP							
	3,314.00	0.00	0.00	0.00	0.00	3,314.00	2,500.00	814.00
007 9014	FRATERNAL ORDER OF EAGLES SCHOLARSHIP							
	6,000.00	0.00	0.00	0.00	0.00	6,000.00	5,000.00	1,000.00
007 9015	MEDICAL MUTUAL SCHOLARSHIP							
	1,000.00	0.00	0.00	0.00	250.00	750.00	500.00	250.00
007 9813	C.E. BUDD TEACHER'S LOUNGE							
	214.69	160.00	160.00	0.00	0.00	374.69	0.00	374.69

*** NOTE!! ONLY ACTIVE ACCOUNTS HAVE BEEN SELECTED, TOTALS MAY EXCLUDE AMOUNTS THAT ARE RELATED TO INACTIVE ACCOUNTS.

Date: 11/03/2015
 Time: 10:59 am

LOUDONVILLE-PERRYSVILLE EX VI
 Financial Report by Fund/Fund/SCC

Page: 2
 (FINSUM)

Fund #	Fund Description	FYTD	MTD	FYTD	Current	Current	Unencumbered	Bank
Begin	MTD	Receipts	Expenditures	Expenditures	Fund	Encumbrances	Fund	Code
Balance	Receipts				Balance		Balance	
007 9814	TEACHERS STUDY LOUNGE-HIGH SCHOOL							
1,418.00	0.00	0.00	30.99	30.99	1,387.01	1,369.01	18.00	
007 9815	PJHS FACULTY LOUNGE FUND							
228.54	0.00	0.00	0.00	0.00	228.54	0.00	228.54	
007 9816	UNCLAIMED FUNDS (STALE-DATED CHECKS)							
3,492.58	0.00	0.00	0.00	0.00	3,492.58	0.00	3,492.58	
TOTAL FOR Fund 007 - SPECIAL TRUST:								
38,169.46	160.00	160.00	30.99	13,055.99	25,273.47	11,869.01	13,404.46	
009 0000	UNIFORM SUPPLIES							
0.00	95.05	296.10	0.00	2,257.72	1,961.62-	0.00	1,961.62-	
TOTAL FOR Fund 009 - UNIFORM SCHOOL SUPPLIES:								
0.00	95.05	296.10	0.00	2,257.72	1,961.62-	0.00	1,961.62-	
014 9021	MOHICAN YOUTH ACADEMY							
313.39	79,811.13	221,508.18	21,013.24	259,240.30	37,418.73-	631,196.98	668,615.71-	
TOTAL FOR Fund 014 - ROTARY-INTERNAL SERVICES:								
313.39	79,811.13	221,508.18	21,013.24	259,240.30	37,418.73-	631,196.98	668,615.71-	
018 9801	PUBLIC SCHOOL SUPPORT FUND-PERRYSVILLE							
9,681.86	0.00	1,000.00	483.15	749.44	9,932.42	4,191.21	5,741.21	
018 9802	PUBLIC SCHOOL SUPPORT FUND-MCMULLEN							
13,526.29	2,875.75-	355.99	111.71	1,445.87	12,436.41	3,125.04	9,311.37	
018 9803	PUBLIC SCHOOL SUPPORT FUND-BUDD							
1,669.02	313.00	621.20	0.00	545.00-	2,835.22	0.00	2,835.22	
018 9804	PUBLIC SCHOOL SUPPORT FUND-HIGH SCHOOL							
7,183.86	550.00	750.00	55.00	14.25-	7,948.11	1,819.56	6,128.55	
TOTAL FOR Fund 018 - PUBLIC SCHOOL SUPPORT:								
32,061.03	2,012.75-	2,727.19	649.86	1,636.06	33,152.16	9,135.81	24,016.35	
019 9203	FIRST PRESBYTERIAN CHURCH: SCHOOL SUPPLIES							
1,237.20	0.00	600.00	0.00	0.00	1,837.20	0.00	1,837.20	
019 9401	HUGO & MABEL YOUNG FOUNDATION: IB SCHOOL FEES							
2,400.00	0.00	0.00	0.00	0.00	2,400.00	0.00	2,400.00	
019 9506	ARCHERY GRANT: FISHER							
500.00	0.00	0.00	0.00	0.00	500.00	0.00	500.00	

*** NOTE!! ONLY ACTIVE ACCOUNTS HAVE BEEN SELECTED, TOTALS MAY EXCLUDE AMOUNTS THAT ARE RELATED TO INACTIVE ACCOUNTS.

Date: 11/03/2015
 Time: 10:59 am

LOUDONVILLE-PERRYSVILLE EX VI
 Financial Report by Fund/Fund/SCC

Page: 3
 (FINSUM)

Fund #	Fund Description	FYTD Receipts	MTD Expenditures	FYTD Expenditures	Current Fund Balance	Current Encumbrances	Unencumbered Fund Balance	Bank Code
019 9507	CHANBER OF COMMERCE: STUDENT NEEDS	150.00	0.00	0.00	150.00	0.00	150.00	
019 9508	MOHICAN AREA COMMUNITY FUND: EXTRA CURRICULAR	838.00	1,500.00	1,500.00	0.00	0.00	2,338.00	
019 9509	YOUNG FOUNDATION GRANT: ROBOTICS LAB	4,051.89	0.00	0.00	160.00	2,295.10	1,756.79	278.75
019 9601	ACCF GRANT: STONER, C.E. BUDD	0.00	0.00	2,500.00	2,500.00	2,500.00	0.00	0.00
019 9602	ACCF GRANT: ASHBY LHS	0.00	2,015.00	2,015.00	0.00	0.00	2,015.00	
019 9702	L-P ENDOWMENT FUND	0.00	0.00	8,681.00	0.00	1,000.00	7,681.00	
019 9714	CHILDREN'S HUNGER ALLIANCE FY08	826.28	0.00	0.00	0.00	273.04	553.24	
	TOTAL FOR Fund 019 - OTHER GRANT:	10,003.37	3,515.00	15,296.00	2,660.00	6,068.14	19,231.23	278.75
022 9501	OHSAA TOURNAMENT GAME	0.00	1,358.00	1,358.00	0.00	0.00	1,358.00	390.00
	TOTAL FOR Fund 022 - DISTRICT AGENCY:	0.00	1,358.00	1,358.00	0.00	0.00	1,358.00	390.00
024 0000	EMPLOYEE HEALTH BENEFITS - SELF-INSURANCE	693,540.12	169,254.88	663,982.94	133,373.00	742,598.47	614,924.59	1,729.49
	TOTAL FOR Fund 024 - EMPLOYEE BENEFITS SELF INS.:	693,540.12	169,254.88	663,982.94	133,373.00	742,598.47	614,924.59	1,729.49
031 0000	UNDERGROUND STORAGE TANK FUND (BUSTR)	11,000.00	0.00	0.00	0.00	0.00	11,000.00	0.00
	TOTAL FOR Fund 031 - UNDERGROUND STORAGE TANK FUND	11,000.00	0.00	0.00	0.00	0.00	11,000.00	0.00
200 921A	FOREIGN LANGUAGE CLUB	423.99	0.00	0.00	0.00	0.00	423.99	
200 932A	F.C.C.L.A. (F.H.A.)	3,026.97	0.00	0.00	0.00	500.00-	3,526.97	

*** NOTE!! ONLY ACTIVE ACCOUNTS HAVE BEEN SELECTED, TOTALS MAY EXCLUDE AMOUNTS THAT ARE RELATED TO INACTIVE ACCOUNTS.

Date: 11/03/2015
 Time: 10:59 am

LOUDONVILLE-PERRYSVILLE EX VI
 Financial Report by Fund/Fund/SCC

Page: 4
 (FINSUM)

Fund #	Fund Description	FYTD Receipts	MTD Expenditures	FYTD Expenditures	Current Fund Balance	Current Encumbrances	Unencumbered Fund Balance	Bank Code
200 933A	F.F.A. 493.58	1,928.00	3,692.90	3,927.15	4,167.15	19.33	17,044.00	17,024.67-
200 943A	DANCE TEAM 54.22	0.00	0.00	0.00	0.00	54.22	0.00	54.22
200 961A	STUDENT COUNCIL 200.16	200.00	200.00	0.00	0.00	400.16	0.00	400.16
200 961B	JR. HIGH STUDENT COUNCIL-PERRYSVILLE 306.04	0.00	0.00	200.00	200.00	106.04	100.00	6.04
200 962A	ACADEMIC CHALLENGE 12.00	100.00	300.00	125.00	125.00	187.00	0.00	187.00
200 965A	T.I. (TEEN INSTITUTE) 82.02	0.00	0.00	0.00	0.00	82.02	0.00	82.02
200 966A	COUNCIL FOR EXCEPTIONAL CHILDREN-C.E.C. CLUB 368.00	340.00	340.00	0.00	0.00	708.00	19.00	689.00
200 967I	CLASS OF 2014 1,052.13	0.00	0.00	0.00	0.00	1,052.13	0.00	1,052.13
200 967J	CLASS OF 2015 2,447.58	0.00	0.00	0.00	2,447.58	0.00	0.00	0.00
200 967K	CLASS OF 2016 852.00	14.00	70.00	0.00	0.00	922.00	1,888.25	966.25-
200 967L	CLASS OF 2017 721.00	0.00	119.00	0.00	0.00	840.00	0.00	840.00
200 967M	CLASS OF 2018 266.60	0.00	154.00	0.00	0.00	420.60	0.00	420.60
200 967N	CLASS OF 2019 0.00	0.00	119.00	0.00	0.00	119.00	0.00	119.00
200 969A	REDBIRD 268.66	0.00	0.00	0.00	0.00	268.66	0.00	268.66
200 971A	HONOR SOCIETY 584.69	1,625.00	1,625.00	425.00	425.00	1,784.69	768.00	1,016.69
200 973A	LEO CLUB 1,210.63	0.00	0.00	0.00	0.00	1,210.63	0.00	1,210.63

*** NOTE!! ONLY ACTIVE ACCOUNTS HAVE BEEN SELECTED, TOTALS MAY EXCLUDE AMOUNTS THAT ARE RELATED TO INACTIVE ACCOUNTS.

Date: 11/03/2015
 Time: 10:59 am

LOUDONVILLE-PERRYSVILLE EX VI
 Financial Report by Fund/Fund/SCC

Fund #	Fund Description	FYTD Receipts	MTD Expenditures	FYTD Expenditures	Current Fund Balance	Current Encumbrances	Unencumbered Fund Balance	Bank Code	
200	974A SKI CLUB	464.50	0.00	0.00	464.50	0.00	464.50		
200	975A JOB SKILLS GROUP LHS	1,370.59	128.95	253.85	235.53	325.49	1,298.95	224.96	1,073.99
200	976A LHS PROM FUND	910.52	435.45	435.45	0.00	0.00	1,345.97	0.00	1,345.97
	TOTAL FOR Fund 200 - STUDENT MANAGED ACTIVITY:	15,115.88	4,771.40	7,309.20	4,912.68	7,190.22	15,234.86	20,044.21	4,809.35-
300	913A DRAMA CLUB	4,317.34	0.00	0.00	215.75	215.75	4,101.59	200.00	3,901.59
300	940A MUSIC DEPARTMENT	8,555.87	0.00	0.00	0.00	0.00	8,555.87	2,000.00	6,555.87
300	950A ATHLETIC FUND - HIGH SCHOOL	14,507.59	22,108.00	41,553.83	10,734.18	44,026.60	12,034.82	57,454.91	45,420.09-
300	950B ATHLETIC FUND - PERRYSVILLE JUNIOR HIGH	10,921.13	986.00	3,587.00	1,460.71	2,860.57	11,647.56	8,927.10	2,720.46
300	968A YEARBOOK FUND HIGH SCHOOL	126.36	0.00	130.00	0.00	0.00	256.36	0.00	256.36
	TOTAL FOR Fund 300 - DISTRICT MANAGED ACTIVITY:	38,428.29	23,094.00	45,270.83	12,410.64	47,102.92	36,596.20	68,582.01	31,985.81-
461	9115 HSTW GRANT FY2015	2,907.35	0.00	0.00	0.00	2,907.35	0.00	0.00	0.00
461	9116 HSTW GRANT FY2016	0.00	106.38	106.38	2,113.58	2,219.96	2,113.58-	1,993.16	4,106.74-
	TOTAL FOR Fund 461 - VOCATIONAL EDUC. ENHANCEMENTS	2,907.35	106.38	106.38	2,113.58	5,127.31	2,113.58-	1,993.16	4,106.74-
499	9115 PROJECT LEAD THE WAY FY15	2.59	0.00	0.00	0.00	0.00	2.59	0.00	2.59
	TOTAL FOR Fund 499 - MISCELLANEOUS STATE GRANT FUN	2.59	0.00	0.00	0.00	0.00	2.59	0.00	2.59
516	9115 IDEA-B SPECIAL EDUCATION FY2015	2,229.70	0.00	32,599.40	0.00	34,829.10	0.00	0.00	0.00

*** NOTE!! ONLY ACTIVE ACCOUNTS HAVE BEEN SELECTED, TOTALS MAY EXCLUDE AMOUNTS THAT ARE RELATED TO INACTIVE ACCOUNTS.

Fund #	Fund Description	FYTD Receipts	MTD Expenditures	FYTD Expenditures	Current Fund Balance	Current Encumbrances	Unencumbered Fund Balance	Bank Code	
516 9116	IDEA-B SPECIAL EDUCATION FY2016	0.00	2,045.00	28,128.03	26,388.54	47,575.09	19,447.06-	0.00	19,447.06-
	TOTAL FOR Fund 516 - IDEA PART B GRANTS:	2,229.70	2,045.00	60,727.43	26,388.54	82,404.19	19,447.06-	0.00	19,447.06-
536 9115	TITLE I SCHOOL IMPROVEMENT GRANT FY15	589.28-	0.00	2,011.04	0.00	1,421.76	0.00	0.00	0.00
	TOTAL FOR Fund 536 - TITLE I SCHOOL IMPROVEMENT A:	589.28-	0.00	2,011.04	0.00	1,421.76	0.00	0.00	0.00
572 9115	TITLE I: FY15	1,655.24	0.00	38,317.40	0.00	39,972.64	0.00	0.00	0.00
572 9116	TITLE I: FY16	0.00	370.00	39,538.02	37,391.87	67,088.10	27,550.08-	1,204.65	28,754.73-
572 9215	TITLE I - D MYA	1,175.81	0.00	6,949.95	0.00	8,125.76	0.00	0.00	0.00
572 9216	TITLE I - D MYA FY16	0.00	0.00	9,673.27	0.00	6,146.45	3,526.82	100,667.12	97,140.30-
	TOTAL FOR Fund 572 - TITLE I DISADVANTAGED CHILDRE	2,831.05	370.00	94,478.64	37,391.87	121,332.95	24,023.26-	101,871.77	125,895.03-
590 9115	TITLE II-A: IMPROVING TEACH. QUALITY - FY15	815.39	0.00	6,377.15	0.00	7,192.54	0.00	0.00	0.00
590 9116	TITLE II-A: IMPROVING TEACH. QUALITY - FY16	0.00	150.00	5,497.52	5,100.79	9,270.36	3,772.84-	0.00	3,772.84-
	TOTAL FOR Fund 590 - IMPROVING TEACHER QUALITY:	815.39	150.00	11,874.67	5,100.79	16,462.90	3,772.84-	0.00	3,772.84-
599 9115	TITLE VI-B RURAL & LOW INCOME FY15	1,133.12	0.00	1,133.12-	0.00	0.00	0.00	0.00	0.00
599 9116	TITLE VI-B RURAL & LOW INCOME FY16	0.00	221.94	1,355.06	270.19	1,625.25	270.19-	9,124.94	9,395.13-
	TOTAL FOR Fund 599 - MISCELLANEOUS FED. GRANT FUND	1,133.12	221.94	221.94	270.19	1,625.25	270.19-	9,124.94	9,395.13-
	GRAND TOTALS:	4,192,408.55	1,295,771.41	6,768,541.13	1,498,795.09	5,907,376.94	5,053,572.74	2,542,689.79	2,510,882.95

*** NOTE!! ONLY ACTIVE ACCOUNTS HAVE BEEN SELECTED, TOTALS MAY EXCLUDE AMOUNTS THAT ARE RELATED TO INACTIVE ACCOUNTS.

Date: 11/03/15
 Time: 10:59 am

LOUDONVILLE-PERRYSVILLE EX VI
 Revenue Account Summary
 SORTED BY FUND-SCC

Page: 1
 (REVSUM)

Account Number FND RCPT SCC SUBJ OU	Description	FYTD Receivable	FYTD Actual Receipts	MTD Actual Receipts	YTD Actual Receipts	FYTD Balance Receivable	FYTD Percent Received
001 1111 0000 000000 000	REAL ESTATE TAX - ASHLAND COUNTY 2,864,263.00	2,864,263.00	939,619.09	0.00	2,837,697.93	1,924,643.91	32.80
001 1122 0000 000000 000	PERSONAL PROPERTY TAX - ASHLAND CO. 706,329.00	706,329.00	332,088.60	0.00	806,201.43	374,240.40	47.02
001 1130 0000 000000 000	SCHOOL DISTRICT INCOME TAX 1,747,747.00	1,747,747.00	994,930.29	371,167.97	1,757,523.35	752,816.71	56.93
001 1190 0000 000000 000	MOBILE HOME TAX - ASHLAND 15,000.00	15,000.00	6,984.23	0.00	17,740.12	8,015.77	46.56
001 1221 0000 000000 000	TUITION - RECEIVED FROM OTHER DISTRICTS 20,000.00	20,000.00	4,199.28	0.00	14,522.52	15,800.72	21.00
001 1223 0000 000000 000	SPECIAL EDUCATION TUITION, EXCESS COSTS 15,000.00	15,000.00	0.00	0.00	8,525.74	15,000.00	0.00
001 1223 0000 000000 021	SPECIAL ED TUITION, EXCESS COSTS: TSYA 0.00	0.00	0.00	0.00	63,318.47	0.00	0.00
001 1227 0000 000000 000	OPEN ENROLLMENT - RECEIVED FROM OTHER DIST. 422,957.00	422,957.00	137,655.93	36,201.43	349,337.95	285,301.07	32.55
001 1390 0000 000000 000	TRANSPORTATION FEES 3,000.00	3,000.00	2,923.57	265.00	2,923.57	76.43	97.45
001 1410 0000 000000 000	INTEREST 17,000.00	17,000.00	4,200.37	1,823.87	10,985.08	12,799.63	24.71
001 1810 0000 000000 000	BUILDING & EQUIPMENTAL RENTAL 100.00	100.00	0.00	0.00	30.00	100.00	0.00
001 1933 0000 000000 000	SALE OF PROPERTY 1,000.00	1,000.00	0.00	0.00	22.14	1,000.00	0.00
001 3110 0000 000000 000	SCHOOL FOUNDATION PROGRAM 3,036,876.00	3,036,876.00	1,012,331.27	247,685.26	2,499,921.06	2,024,544.73	33.33
001 3110 0000 000000 201	SCH. FOUND-SPECIAL ED WEIGHTED AID 505,579.00	505,579.00	173,341.36	42,016.22	425,655.14	332,237.64	34.29
001 3110 0000 000000 202	SCH.FOUNDATION - K-3 LITERACY 65,631.00	65,631.00	21,906.38	6,083.21	54,418.07	43,724.62	33.38
001 3110 0000 000000 203	SCH. FOUNDATION - CAPACITY AID 189,707.00	189,707.00	63,631.75	63,631.75	63,631.75	126,075.25	33.54

*** NOTE!! ONLY ACTIVE ACCOUNTS HAVE BEEN SELECTED, TOTALS MAY EXCLUDE AMOUNTS THAT ARE RELATED TO INACTIVE ACCOUNTS. ***

Date: 11/03/15
 Time: 10:59 am

LOUDONVILLE-PERRYSVILLE EX VI
 Revenue Account Summary
 SORTED BY FUND-SCC

Page: 2
 (REVSUM)

Account Number FND RCPT SCC SUBJ OU	Description	FYTD Receivable	FYTD Actual Receipts	MTD Actual Receipts	YTD Actual Receipts	FYTD Balance Receivable	FYTD Percent Received
001 3110 0000 000000 204	PUPIL TRANSPORTATION	438,135.00	138,226.55	52,461.68	317,274.51	299,908.45	31.55
001 3110 0000 000000 205	SCHOOL FOUNDATION - LEP	3,178.00	1,089.71	264.08	3,269.09	2,088.29	34.29
001 3110 0000 000000 206	SCH.FOUNDATION - TARGETED ASSISTANCE	831,264.00	267,795.06	130,492.73	505,574.50	563,468.94	32.22
001 3110 0000 000000 207	SPECIAL ED. TRANSPORTATION-SCHOOL FOUNDATION	18,020.00	6,006.81	1,501.70	13,537.06	12,013.19	33.33
001 3110 0000 000000 208	SCH. FOUNDATION - THIRD GRADE READING BONUS	16,099.00	0.00	0.00	0.00	16,099.00	0.00
001 3110 0000 000000 209	SCH.FOUNDATION - GIFTED SUPPLEMENT	60,836.00	20,216.46	5,039.12	49,987.13	40,619.54	33.23
001 3110 0000 000000 210	SCH. FOUNDATION - GRADUATION BONUS	14,279.00	0.00	0.00	0.00	14,279.00	0.00
001 3110 0000 000000 211	SCHOOL FOUNDATION - PRESCHOOL	122,997.00	40,969.52	10,220.28	92,372.56	82,027.48	33.31
001 3131 0000 000000 000	10% AND 2.5% ROLLBACK	430,000.00	209,255.07	220.98	428,229.97	220,744.93	48.66
001 3132 0000 000000 000	HOMESTEAD EXEMPTION	169,391.05	79,353.87	0.00	163,178.27	90,037.18	46.85
001 3135 0000 000000 000	TPP TAX REPLACEMENT FUNDS	87,997.95	43,998.98	0.00	73,331.63	43,998.97	50.00
001 3190 0000 000000 000	CASINO REVENUE	55,000.00	31,293.32	0.00	62,459.63	23,706.68	56.90
001 3211 0000 000000 000	SCH. FOUNDATION - ECONOMICALLY DISADVANTAGED	152,204.00	49,067.46	12,183.31	136,140.04	103,136.54	32.24
001 3219 0000 000000 000	SCHOOL FOUNDATION CAREER TECH & CATASTROPHIC	61,606.00	15,105.49	3,871.12	66,004.23	46,500.51	24.52
001 4220 0000 000000 000	RESTRICTED-GRANT-FEDERAL THRU STATE-CAFS-MED	30,000.00	9,815.12	1,832.72	65,438.70	20,184.88	32.72
001 5220 0000 000000 000	RETURN OF ADVANCE	74,569.46	74,569.46	0.00	74,569.46	0.00	100.00

*** NOTE!! ONLY ACTIVE ACCOUNTS HAVE BEEN SELECTED, TOTALS MAY EXCLUDE AMOUNTS THAT ARE RELATED TO INACTIVE ACCOUNTS. ***

Date: 11/03/15
 Time: 10:59 am

LOUDONVILLE-PERRYSVILLE EX VI
 Revenue Account Summary
 SORTED BY FUND-SCC

Page: 3
 (REVSUM)

Account Number FND RCPT SCC SUBJ OU	Description	FYTD Receivable	FYTD Actual Receipts	MTD Actual Receipts	YTD Actual Receipts	FYTD Balance Receivable	FYTD Percent Received
001 5300 0000 000000 000	REFUND-PRIOR YEAR EXP. 5,000.00	5,000.00	2,423.52	0.00	25,773.79	2,576.48	48.47
001 1740 0001 000000 000	CLASSROOM FEES - MC MULLEN ELEMENTARY 5,200.00	5,200.00	3,840.00	3,510.00	7,690.00	1,360.00	73.85
001 1890 0001 000000 000	OTHER LOCAL SOURCES - MISC. 22,000.00	22,000.00	4,833.45	750.00	17,109.05	17,166.55	21.97
001 1890 0001 000000 021	OTHER LOCAL SOURCES - MYA RESIDENT DISTRICTS 20,000.00	20,000.00	6,140.82	2,247.87	18,686.82	13,859.18	30.70
001 1111 0002 000000 000	REAL ESTATE TAXES - HOLMES 584,000.00	584,000.00	247,884.61	0.00	566,142.40	336,115.39	42.45
001 1122 0002 000000 000	PERSONAL PROPERTY TAX - HOLMES 58,000.00	58,000.00	26,704.70	0.00	57,826.23	31,295.30	46.04
001 1190 0002 000000 000	MOBILE HOME TAX - HOLMES 3,500.00	3,500.00	1,811.86	0.00	3,455.55	1,688.14	51.77
001 1740 0002 000000 000	CLASSROOM FEES - BUDD ELEMENTARY 3,450.00	3,450.00	1,650.00	180.00	3,090.00	1,800.00	47.83
001 1111 0003 000000 000	REAL ESTATE TAXES - KNOX 150,000.00	150,000.00	78,355.13	0.00	167,849.00	71,644.87	52.24
001 1122 0003 000000 000	PERSONAL PROPERTY TAX - KNOX 27,000.00	27,000.00	13,868.40	0.00	27,978.55	13,131.60	51.36
001 1190 0003 000000 000	MOBILE HOME TAX - KNOX 950.00	950.00	593.30	0.00	2,868.12	356.70	62.45
001 1740 0003 000000 000	CLASSROOM FEES - PERRYSVILLE JR. HIGH 2,800.00	2,800.00	1,960.00	75.00	3,255.50	840.00	70.00
001 1111 0004 000000 000	REAL ESTATE TAXES - RICHLAND 138,000.00	138,000.00	57,480.31	0.00	140,827.33	80,519.69	41.65
001 1122 0004 000000 000	PERSONAL PROPERTY TAX - RICHLAND 42,000.00	42,000.00	20,923.94	0.00	44,175.71	21,076.06	49.82
001 1740 0004 000000 000	CLASSROOM FEES - HIGH SCHOOL 9,900.00	9,900.00	2,805.01	35.00-	9,942.96	7,094.99	28.33

*** NOTE!! ONLY ACTIVE ACCOUNTS HAVE BEEN SELECTED, TOTALS MAY EXCLUDE AMOUNTS THAT ARE RELATED TO INACTIVE ACCOUNTS. ***

LOUDONVILLE-PERRYSVILLE EX VI
 Revenue Account Summary
 SORTED BY FUND-SCC

Account Number FND RCPT SCC SUBJ OU	Description	FYTD Receivable	FYTD Actual Receipts	MTD Actual Receipts	YTD Actual Receipts	FYTD Balance Receivable	FYTD Percent Received
*****TOTAL FOR FUND-SCC 001 0000 (GENERAL):							
Ex Tr/Ad		13,172,996.00	5,077,280.59	993,690.30	11,985,922.65	8,095,715.41	38.54
In Tr/Ad		13,247,565.46	5,151,850.05	993,690.30	12,060,492.11	8,095,715.41	38.89
=====							
001 1111 9992 000000 000	REAL ESTATE TAX - ASHLAND	325,000.00	325,000.00	0.00	239,913.75	0.00	100.00
*****TOTAL FOR FUND-SCC 001 9992 (CAPITAL/MAINTENANCE - SET-ASIDE):							
Ex Tr/Ad		325,000.00	325,000.00	0.00	239,913.75	0.00	100.00
In Tr/Ad		325,000.00	325,000.00	0.00	239,913.75	0.00	100.00
=====							
003 1111 0000 000000 000	PERMANENT IMPROVEMENT - R.E.	217,960.00	87,948.08	0.00	212,384.84	130,011.92	40.35
003 1122 0000 000000 000	PERMANENT IMPROVEMENT - PERSONAL PROPERTY	32,840.00	15,410.52	0.00	32,483.93	17,429.48	46.93
003 1190 0000 000000 000	PERMANENT IMPROVEMENT - MOBILE HOME TAX	1,100.00	550.40	0.00	1,196.48	549.60	50.04
003 1933 0000 000000 000	SALE OF PROPERTY	0.00	1.00	1.00	2.00	1.00-	0.00
003 3132 0000 000000 000	HOMESTEAD EXEMPTION	100.00	4,137.28	0.00	4,415.65	4,037.28-	0.00
003 3135 0000 000000 000	TPP FIXED RATE PAYMENT PI FUND	0.00	2,081.75	0.00	6,245.25	2,081.75-	0.00
*****TOTAL FOR FUND-SCC 003 0000 (PERMANENT IMPROVEMENT):							
Ex Tr/Ad		252,000.00	110,129.03	1.00	256,728.15	141,870.97	43.70
In Tr/Ad		252,000.00	110,129.03	1.00	256,728.15	141,870.97	43.70
=====							
006 1511 0000 000000 000	STUDENT - SALE OF BREAKFAST	9,275.00	1,181.65	488.15	6,555.35	8,093.35	12.74
006 1512 0000 000000 000	STUDENTS - SALE OF TYPE A LUNCHES	143,228.00	38,772.82	13,517.18	113,425.59	104,455.18	27.07
006 1513 0000 000000 000	STUDENTS - SALE OF ALA-CARTE	43,959.00	11,759.87	4,268.40	34,366.68	32,199.13	26.75

*** NOTE!! ONLY ACTIVE ACCOUNTS HAVE BEEN SELECTED, TOTALS MAY EXCLUDE AMOUNTS THAT ARE RELATED TO INACTIVE ACCOUNTS. ***

LOUDONVILLE-PERRYSVILLE EX VI
 Revenue Account Summary
 SORTED BY FUND-SCC

Account Number FND RCPT SCC SUBJ OU	Description	FYTD Receivable	FYTD Actual Receipts	MTD Actual Receipts	YTD Actual Receipts	FYTD Balance Receivable	FYTD Percent Received
006 1514 0000 000000 000	STUDENTS - SALE OF MILK	1,650.00	503.00	181.50	1,403.95	1,147.00	30.48
006 1523 0000 000000 000	ADULT - SALE OF ALA CARTE	8,654.00	1,584.05	684.85	5,958.15	7,069.95	18.30
006 1890 0000 000000 000	MISCELLANEOUS - LUNCHES -HEAD START-KNO-HO-CO	576.00	0.00	0.00	367.30	576.00	0.00
006 3213 0000 000000 000	STATE RECEIPTS	5,455.00	432.12	0.00	4,456.19	5,022.88	7.92
006 3219 0000 000000 000	SCHOOL BREAKFAST GRANT	173.00	0.00	0.00	172.67	173.00	0.00
006 4120 0000 000000 000	FEDERAL LUNCH REIMBURSEMENT	206,458.00	0.00	0.00	126,509.92	206,458.00	0.00
006 4139 0000 000000 000	FEDERAL BREAKFAST REIMBURSEMENT	40,354.00	0.00	0.00	26,173.56	40,354.00	0.00
006 5300 0000 000000 000	FOOD SERVICE REFND OF PRIOR YEAR EXPENDITUR	13,147.00	0.00	0.00	489.95	13,147.00	0.00
*****TOTAL FOR FUND-SCC 006 0000 (FOOD SERVICES):							
Ex Tr/Ad		472,929.00	54,233.51	19,140.08	319,879.31	418,695.49	11.47
In Tr/Ad		472,929.00	54,233.51	19,140.08	319,879.31	418,695.49	11.47
=====							
007 1890 9001 000000 000	SPECIAL TRUST - 007 YOUNG TRUST	3,000.00	0.00	0.00	3,000.00	3,000.00	0.00
*****TOTAL FOR FUND-SCC 007 9001 (YOUNG TRUST):							
Ex Tr/Ad		3,000.00	0.00	0.00	3,000.00	3,000.00	0.00
In Tr/Ad		3,000.00	0.00	0.00	3,000.00	3,000.00	0.00
=====							
007 1890 9002 000000 000	HUGO H. &MABLE B.YOUNG O/S CITIZEN SCHOLARSH	12,000.00	0.00	0.00	12,000.00	12,000.00	0.00
*****TOTAL FOR FUND-SCC 007 9002 (HUGO H. & MABEL B. YOUNG O/S CITIZEN SCHOLAR.):							
Ex Tr/Ad		12,000.00	0.00	0.00	12,000.00	12,000.00	0.00
In Tr/Ad		12,000.00	0.00	0.00	12,000.00	12,000.00	0.00
=====							

*** NOTE!! ONLY ACTIVE ACCOUNTS HAVE BEEN SELECTED, TOTALS MAY EXCLUDE AMOUNTS THAT ARE RELATED TO INACTIVE ACCOUNTS. ***

Date: 11/03/15
 Time: 10:59 am

LOUDONVILLE-PERRYVILLE EX VI
 Revenue Account Summary
 SORTED BY FUND-SCC

Page: 6
 (REVSUM)

Account Number FND RCPT SCC SUBJ OU	Description	FYTD Receivable	FYTD Actual Receipts	MTD Actual Receipts	YTD Actual Receipts	FYTD Balance Receivable	FYTD Percent Received
007 1890 9004 000000 000	MILESTONE BENEFITS-STUDENT SCHOLARSHIP FUND	2,000.00	0.00	0.00	2,000.00	2,000.00	0.00
*****TOTAL FOR FUND-SCC 007 9004 (MILESTONE BENEFITS - STUDENT SCHOLARSHIP FUND):							
Ex Tr/Ad		2,000.00	0.00	0.00	2,000.00	2,000.00	0.00
In Tr/Ad		2,000.00	0.00	0.00	2,000.00	2,000.00	0.00
=====							
007 1890 9008 000000 000	YEAGER SCHOLARSHIP - SPECIAL TRUST	1,000.00	0.00	0.00	1,000.00	1,000.00	0.00
*****TOTAL FOR FUND-SCC 007 9008 (YEAGER SCHOLARSHIP - SPECIAL TRUST):							
Ex Tr/Ad		1,000.00	0.00	0.00	1,000.00	1,000.00	0.00
In Tr/Ad		1,000.00	0.00	0.00	1,000.00	1,000.00	0.00
=====							
007 1890 9014 000000 004	FRATERNAL ORDER OF EAGLES SCHOLARSHIP	3,000.00	0.00	0.00	3,000.00	3,000.00	0.00
*****TOTAL FOR FUND-SCC 007 9014 (FRATERNAL ORDER OF EAGLES SCHOLARSHIP):							
Ex Tr/Ad		3,000.00	0.00	0.00	3,000.00	3,000.00	0.00
In Tr/Ad		3,000.00	0.00	0.00	3,000.00	3,000.00	0.00
=====							
007 1890 9015 000000 004	MEDICAL MUTUAL SCHOLARSHIP PROCEEDS	500.00	0.00	0.00	500.00	500.00	0.00
*****TOTAL FOR FUND-SCC 007 9015 (MEDICAL MUTUAL SCHOLARSHIP):							
Ex Tr/Ad		500.00	0.00	0.00	500.00	500.00	0.00
In Tr/Ad		500.00	0.00	0.00	500.00	500.00	0.00
=====							
007 1890 9813 000000 002	TEACHERS STUDY LOUNGE-BUDD	300.00	160.00	160.00	196.76	140.00	53.33
*****TOTAL FOR FUND-SCC 007 9813 (C.E. BUDD TEACHER'S LOUNGE):							
Ex Tr/Ad		300.00	160.00	160.00	196.76	140.00	53.33
In Tr/Ad		300.00	160.00	160.00	196.76	140.00	53.33
=====							
007 1890 9814 000000 004	TEACHERS STUDY LOUNGE-HIGH SCHOOL	500.00	0.00	0.00	252.23	500.00	0.00

*** NOTE!! ONLY ACTIVE ACCOUNTS HAVE BEEN SELECTED, TOTALS MAY EXCLUDE AMOUNTS THAT ARE RELATED TO INACTIVE ACCOUNTS. ***

LOUDONVILLE-PERRYSVILLE EX VI
 Revenue Account Summary
 SORTED BY FUND-SCC

Account Number FND RCPT SCC SUBJ OU	Description	FYTD Receivable	FYTD Actual Receipts	MTD Actual Receipts	YTD Actual Receipts	FYTD Balance Receivable	FYTD Percent Received
*****TOTAL FOR FUND-SCC 007 9814 (TEACHERS STUDY LOUNGE-HIGH SCHOOL):							
Ex Tr/Ad		500.00	0.00	0.00	252.23	500.00	0.00
In Tr/Ad		500.00	0.00	0.00	252.23	500.00	0.00
=====							
007 5300 9816 000000 000	REFUND OF PRIOR YEAR RECEIPT: STALE CHECKS	0.00	0.00	0.00	1,510.40	0.00	0.00
*****TOTAL FOR FUND-SCC 007 9816 (UNCLAIMED FUNDS (STALE-DATED CHECKS)):							
Ex Tr/Ad		0.00	0.00	0.00	1,510.40	0.00	0.00
In Tr/Ad		0.00	0.00	0.00	1,510.40	0.00	0.00
=====							
009 1710 0000 000000 000	SALE OF SUPPLIES	4,000.00	296.10	95.05	1,887.85	3,703.90	7.40
*****TOTAL FOR FUND-SCC 009 0000 (UNIFORM SUPPLIES):							
Ex Tr/Ad		4,000.00	296.10	95.05	1,887.85	3,703.90	7.40
In Tr/Ad		4,000.00	296.10	95.05	1,887.85	3,703.90	7.40
=====							
014 1229 9021 000000 021	MYA TUITION	938,000.00	221,508.18	79,811.13	658,612.18	716,491.82	23.61
014 5210 9021 000000 021	MYA - ADVANCE IN	0.00	0.00	0.00	74,569.46	0.00	0.00
*****TOTAL FOR FUND-SCC 014 9021 (MOHICAN YOUTH ACADEMY):							
Ex Tr/Ad		938,000.00	221,508.18	79,811.13	658,612.18	716,491.82	23.61
In Tr/Ad		938,000.00	221,508.18	79,811.13	733,181.64	716,491.82	23.61
=====							
018 1626 9801 000000 003	ADMISSIONS-PERRYSVILLE	500.00	1,000.00	0.00	4,390.00	500.00-	200.00
*****TOTAL FOR FUND-SCC 018 9801 (PUBLIC SCHOOL SUPPORT FUND-PERRYSVILLE):							
Ex Tr/Ad		500.00	1,000.00	0.00	4,390.00	500.00-	200.00
In Tr/Ad		500.00	1,000.00	0.00	4,390.00	500.00-	200.00
=====							
018 1626 9802 000000 001	ADMISSIONS-MCMULLEN	4,600.00	355.99	2,875.75-	4,920.61	4,244.01	7.74

*** NOTE!! ONLY ACTIVE ACCOUNTS HAVE BEEN SELECTED, TOTALS MAY EXCLUDE AMOUNTS THAT ARE RELATED TO INACTIVE ACCOUNTS. ***

Date: 11/03/15
 Time: 10:59 am

LOUDONVILLE-PERRYSVILLE EX VI
 Revenue Account Summary
 SORTED BY FUND-SCC

Page: 8
 (REVSUM)

Account Number FND RCPT SCC SUBJ OU	Description	FYTD Receivable	FYTD Actual Receipts	MTD Actual Receipts	YTD Actual Receipts	FYTD Balance Receivable	FYTD Percent Received
*****TOTAL FOR FUND-SCC 018 9802 (PUBLIC SCHOOL SUPPORT FUND-MCMULLEN):							
Ex Tr/Ad		4,600.00	355.99	2,875.75-	4,920.61	4,244.01	7.74
In Tr/Ad		4,600.00	355.99	2,875.75-	4,920.61	4,244.01	7.74
=====							
018 1626 9803 000000 002	ADMISSIONS-BUDD	2,808.47	621.20	313.00	3,821.20	2,187.27	22.12
018 1626 9803 000000 602	MOHICAN OUT-DOOR-SCHOOL - C.E.BUDD	1,946.00	0.00	0.00	0.00	1,946.00	0.00
*****TOTAL FOR FUND-SCC 018 9803 (PUBLIC SCHOOL SUPPORT FUND-BUDD):							
Ex Tr/Ad		4,754.47	621.20	313.00	3,821.20	4,133.27	13.07
In Tr/Ad		4,754.47	621.20	313.00	3,821.20	4,133.27	13.07
=====							
018 1626 9804 000000 004	SALES - HIGH SCHOOL	500.00	750.00	550.00	19,778.51	250.00-	150.00
*****TOTAL FOR FUND-SCC 018 9804 (PUBLIC SCHOOL SUPPORT FUND-HIGH SCHOOL):							
Ex Tr/Ad		500.00	750.00	550.00	19,778.51	250.00-	150.00
In Tr/Ad		500.00	750.00	550.00	19,778.51	250.00-	150.00
=====							
019 1820 9203 000000 000	FIRST PRESBYTERIAN CHURCH: SCHOOL SUP DONATE	500.00	600.00	0.00	600.00	100.00-	120.00
*****TOTAL FOR FUND-SCC 019 9203 (FIRST PRESBYTERIAN CHURCH: SCHOOL SUPPLIES):							
Ex Tr/Ad		500.00	600.00	0.00	600.00	100.00-	120.00
In Tr/Ad		500.00	600.00	0.00	600.00	100.00-	120.00
=====							
019 1820 9401 000000 004	HUGO & MABEL YOUNG: IB SCHOOL FEES	2,400.00	0.00	0.00	2,400.00	2,400.00	0.00
*****TOTAL FOR FUND-SCC 019 9401 (HUGO & MABEL YOUNG FOUNDATION: IB SCHOOL FEES):							
Ex Tr/Ad		2,400.00	0.00	0.00	2,400.00	2,400.00	0.00
In Tr/Ad		2,400.00	0.00	0.00	2,400.00	2,400.00	0.00
=====							
019 1820 9506 000000 000	ARCHERY GRANT	3,000.00	0.00	0.00	0.00	3,000.00	0.00

*** NOTE!! ONLY ACTIVE ACCOUNTS HAVE BEEN SELECTED, TOTALS MAY EXCLUDE AMOUNTS THAT ARE RELATED TO INACTIVE ACCOUNTS. ***

LOUDONVILLE-PERRYSVILLE EX VI
 Revenue Account Summary
 SORTED BY FUND-SCC

Account Number FND RCPT SCC SUBJ OU	Description	FYTD Receivable	FYTD Actual Receipts	MTD Actual Receipts	YTD Actual Receipts	FYTD Balance Receivable	FYTD Percent Received
*****TOTAL FOR FUND-SCC 019 9506 (ARCHERY GRANT: FISHER):							
Ex Tr/Ad		3,000.00	0.00	0.00	0.00	3,000.00	0.00
In Tr/Ad		3,000.00	0.00	0.00	0.00	3,000.00	0.00
=====							
019 1820 9508 000000 000	MOHICAN AREA COMM FUND: EXTRA CURRICULARS	1,500.00	1,500.00	1,500.00	3,000.00	0.00	100.00
*****TOTAL FOR FUND-SCC 019 9508 (MOHICAN AREA COMMUNITY FUND: EXTRA CURRICULAR):							
Ex Tr/Ad		1,500.00	1,500.00	1,500.00	3,000.00	0.00	100.00
In Tr/Ad		1,500.00	1,500.00	1,500.00	3,000.00	0.00	100.00
=====							
019 1820 9509 000000 004	YOUNG GRANT: ROBOTICS LAB	0.00	0.00	0.00	24,162.00	0.00	0.00
*****TOTAL FOR FUND-SCC 019 9509 (YOUNG FOUNDATION GRANT: ROBOTICS LAB):							
Ex Tr/Ad		0.00	0.00	0.00	24,162.00	0.00	0.00
In Tr/Ad		0.00	0.00	0.00	24,162.00	0.00	0.00
=====							
019 1820 9601 000000 002	ACCF GRANT: LITTLE BITS	2,500.00	2,500.00	0.00	2,500.00	0.00	100.00
*****TOTAL FOR FUND-SCC 019 9601 (ACCF GRANT: STONER, C.E. BUDD):							
Ex Tr/Ad		2,500.00	2,500.00	0.00	2,500.00	0.00	100.00
In Tr/Ad		2,500.00	2,500.00	0.00	2,500.00	0.00	100.00
=====							
019 1820 9602 000000 004	ACCF GRANT: ASHBY LHS	2,015.00	2,015.00	2,015.00	2,015.00	0.00	100.00
*****TOTAL FOR FUND-SCC 019 9602 (ACCF GRANT: ASHBY LHS):							
Ex Tr/Ad		2,015.00	2,015.00	2,015.00	2,015.00	0.00	100.00
In Tr/Ad		2,015.00	2,015.00	2,015.00	2,015.00	0.00	100.00
=====							
019 1820 9702 000000 000	L-P FOUNDATION	0.00	8,681.00	0.00	8,681.00	8,681.00-	0.00

*** NOTE!! ONLY ACTIVE ACCOUNTS HAVE BEEN SELECTED, TOTALS MAY EXCLUDE AMOUNTS THAT ARE RELATED TO INACTIVE ACCOUNTS. ***

Date: 11/03/15
 Time: 10:59 am

LOUDONVILLE-PERRYVILLE EX VI
 Revenue Account Summary
 SORTED BY FUND-SCC

Page: 10
 (REVSUM)

Account Number FND RCPT SCC SUBJ OU	Description	FYTD Receivable	FYTD Actual Receipts	MTD Actual Receipts	YTD Actual Receipts	FYTD Balance Receivable	FYTD Percent Received
*****TOTAL FOR FUND-SCC 019 9702 (L-P ENDOWMENT FUND):							
Ex Tr/Ad		0.00	8,681.00	0.00	8,681.00	8,681.00-	0.00
In Tr/Ad		0.00	8,681.00	0.00	8,681.00	8,681.00-	0.00
=====							
022 1625 9501 000000 890	OHSAA SOCCER TOURNAMENT REVENUE	1,358.00	1,358.00	1,358.00	1,358.00	0.00	100.00
*****TOTAL FOR FUND-SCC 022 9501 (OHSAA TOURNAMENT GAME):							
Ex Tr/Ad		1,358.00	1,358.00	1,358.00	1,358.00	0.00	100.00
In Tr/Ad		1,358.00	1,358.00	1,358.00	1,358.00	0.00	100.00
=====							
024 1872 0000 000000 000	EMPLOYEE HEALTH BENEFITS - SELF INSURANCE	2,300,000.00	663,982.94	169,254.88	1,682,489.85	1,636,017.06	28.87
*****TOTAL FOR FUND-SCC 024 0000 (EMPLOYEE HEALTH BENEFITS - SELF-INSURANCE):							
Ex Tr/Ad		2,300,000.00	663,982.94	169,254.88	1,682,489.85	1,636,017.06	28.87
In Tr/Ad		2,300,000.00	663,982.94	169,254.88	1,682,489.85	1,636,017.06	28.87
=====							
200 1632 921A 000000 004	FOREIGN LANGUAGE - DUES / FEES	100.00	0.00	0.00	0.00	100.00	0.00
*****TOTAL FOR FUND-SCC 200 921A (FOREIGN LANGUAGE CLUB):							
Ex Tr/Ad		100.00	0.00	0.00	0.00	100.00	0.00
In Tr/Ad		100.00	0.00	0.00	0.00	100.00	0.00
=====							
200 1623 933A 000000 004	F.F.A. - SALES	33,230.00	3,487.90	1,733.00	15,187.03	29,742.10	10.50
200 1633 933A 000000 004	F.F.A. - DUES AND FEES	1,000.00	205.00	195.00	220.00	795.00	20.50
*****TOTAL FOR FUND-SCC 200 933A (F.F.A.):							
Ex Tr/Ad		34,230.00	3,692.90	1,928.00	15,407.03	30,537.10	10.79
In Tr/Ad		34,230.00	3,692.90	1,928.00	15,407.03	30,537.10	10.79
=====							
200 1625 943A 000000 004	DANCE TEAM - SALES	400.00	0.00	0.00	821.00	400.00	0.00

*** NOTE!! ONLY ACTIVE ACCOUNTS HAVE BEEN SELECTED, TOTALS MAY EXCLUDE AMOUNTS THAT ARE RELATED TO INACTIVE ACCOUNTS. ***

Date: 11/03/15
 Time: 10:59 am

LOUDONVILLE-PERRYSVILLE EX VI
 Revenue Account Summary
 SORTED BY FUND-SCC

Page: 11
 (REVSUM)

Account Number FND RCPT SCC SUBJ OU	Description	FYTD Receivable	FYTD Actual Receipts	MTD Actual Receipts	YTD Actual Receipts	FYTD Balance Receivable	FYTD Percent Received
*****TOTAL FOR FUND-SCC 200 943A (DANCE TEAM):							
Ex Tr/Ad		400.00	0.00	0.00	821.00	400.00	0.00
In Tr/Ad		400.00	0.00	0.00	821.00	400.00	0.00
=====							
200 1616 961A 000000 004	STUDENT COUNCIL - ADMISSIONS	450.00	0.00	0.00	0.00	450.00	0.00
200 1626 961A 000000 004	STUDENT COUNCIL - SALES	0.00	200.00	200.00	200.00	200.00-	0.00
*****TOTAL FOR FUND-SCC 200 961A (STUDENT COUNCIL):							
Ex Tr/Ad		450.00	200.00	200.00	200.00	250.00	44.44
In Tr/Ad		450.00	200.00	200.00	200.00	250.00	44.44
=====							
200 1626 961B 000000 003	P.V. JR. HIGH STUDENT COUNCIL - SALES	1,000.00	0.00	0.00	227.00	1,000.00	0.00
*****TOTAL FOR FUND-SCC 200 961B (JR. HIGH STUDENT COUNCIL-PERRYSVILLE):							
Ex Tr/Ad		1,000.00	0.00	0.00	227.00	1,000.00	0.00
In Tr/Ad		1,000.00	0.00	0.00	227.00	1,000.00	0.00
=====							
200 1626 962A 000000 004	ACADEMIC CHALLENGE - SALES	400.00	300.00	100.00	300.00	100.00	75.00
*****TOTAL FOR FUND-SCC 200 962A (ACADEMIC CHALLENGE):							
Ex Tr/Ad		400.00	300.00	100.00	300.00	100.00	75.00
In Tr/Ad		400.00	300.00	100.00	300.00	100.00	75.00
=====							
200 1626 965A 000000 004	T.I. (TEEN INSTITUTE) - SALES	100.00	0.00	0.00	0.00	100.00	0.00
*****TOTAL FOR FUND-SCC 200 965A (T.I.):							
Ex Tr/Ad		100.00	0.00	0.00	0.00	100.00	0.00
In Tr/Ad		100.00	0.00	0.00	0.00	100.00	0.00
=====							
200 1626 966A 000000 004	COUNCIL FOR EXCEPTIONAL CHILDREN-C.E.C.CLUB	900.00	340.00	340.00	440.00	560.00	37.78

*** NOTE!! ONLY ACTIVE ACCOUNTS HAVE BEEN SELECTED, TOTALS MAY EXCLUDE AMOUNTS THAT ARE RELATED TO INACTIVE ACCOUNTS. ***

Date: 11/03/15
 Time: 10:59 am

LOUDONVILLE-PERRYSVILLE EX VI
 Revenue Account Summary
 SORTED BY FUND-SCC

Page: 12
 (REVSUM)

Account Number FND RCPT SCC SUBJ OU	Description	FYTD Receivable	FYTD Actual Receipts	MTD Actual Receipts	YTD Actual Receipts	FYTD Balance Receivable	FYTD Percent Received
*****TOTAL FOR FUND-SCC 200 966A (COUNCIL FOR EXCEPTIONAL CHILDREN-C.E.C. CLUB):							
Ex Tr/Ad		900.00	340.00	340.00	440.00	560.00	37.78
In Tr/Ad		900.00	340.00	340.00	440.00	560.00	37.78
=====							
200 1636 967J 000000 004	CLASS OF 2015: DUES & FEES	0.00	0.00	0.00	1,838.00	0.00	0.00
*****TOTAL FOR FUND-SCC 200 967J (CLASS OF 2015):							
Ex Tr/Ad		0.00	0.00	0.00	1,838.00	0.00	0.00
In Tr/Ad		0.00	0.00	0.00	1,838.00	0.00	0.00
=====							
200 1636 967K 000000 004	CLASS OF 2016: DUES & FEES	1,980.00	70.00	14.00	807.30-	1,910.00	3.54
*****TOTAL FOR FUND-SCC 200 967K (CLASS OF 2016):							
Ex Tr/Ad		1,980.00	70.00	14.00	807.30-	1,910.00	3.54
In Tr/Ad		1,980.00	70.00	14.00	807.30-	1,910.00	3.54
=====							
200 1636 967L 000000 004	CLASS OF 2017: DUES & FEES	350.00	119.00	0.00	329.00	231.00	34.00
*****TOTAL FOR FUND-SCC 200 967L (CLASS OF 2017):							
Ex Tr/Ad		350.00	119.00	0.00	329.00	231.00	34.00
In Tr/Ad		350.00	119.00	0.00	329.00	231.00	34.00
=====							
200 1636 967M 000000 004	CLASS OF 2018: DUES & FEES	0.00	154.00	0.00	371.00	154.00-	0.00
*****TOTAL FOR FUND-SCC 200 967M (CLASS OF 2018):							
Ex Tr/Ad		0.00	154.00	0.00	371.00	154.00-	0.00
In Tr/Ad		0.00	154.00	0.00	371.00	154.00-	0.00
=====							
200 1636 967N 000000 004	CLASS OF 2019: DUES & FEES	658.00	119.00	0.00	119.00	539.00	18.09

*** NOTE!! ONLY ACTIVE ACCOUNTS HAVE BEEN SELECTED, TOTALS MAY EXCLUDE AMOUNTS THAT ARE RELATED TO INACTIVE ACCOUNTS. ***

LOUDONVILLE-PERRYSVILLE EX VI
 Revenue Account Summary
 SORTED BY FUND-SCC

Account Number FND RCPT SCC SUBJ OU	Description	FYTD Receivable	FYTD Actual Receipts	MTD Actual Receipts	YTD Actual Receipts	FYTD Balance Receivable	FYTD Percent Received
*****TOTAL FOR FUND-SCC 200 967N (CLASS OF 2019):							
Ex Tr/Ad		658.00	119.00	0.00	119.00	539.00	18.09
In Tr/Ad		658.00	119.00	0.00	119.00	539.00	18.09
=====							
200 1621 969A 000000 004	REDBIRD - SALES	100.00	0.00	0.00	0.00	100.00	0.00
*****TOTAL FOR FUND-SCC 200 969A (REDBIRD):							
Ex Tr/Ad		100.00	0.00	0.00	0.00	100.00	0.00
In Tr/Ad		100.00	0.00	0.00	0.00	100.00	0.00
=====							
200 1627 971A 000000 004	HONOR SOCIETY - SALES	1,300.00	1,625.00	1,625.00	1,625.00	325.00-	125.00
*****TOTAL FOR FUND-SCC 200 971A (HONOR SOCIETY):							
Ex Tr/Ad		1,300.00	1,625.00	1,625.00	1,625.00	325.00-	125.00
In Tr/Ad		1,300.00	1,625.00	1,625.00	1,625.00	325.00-	125.00
=====							
200 1627 973A 000000 004	LEO CLUB - SALES	500.00	0.00	0.00	0.00	500.00	0.00
*****TOTAL FOR FUND-SCC 200 973A (LEO CLUB):							
Ex Tr/Ad		500.00	0.00	0.00	0.00	500.00	0.00
In Tr/Ad		500.00	0.00	0.00	0.00	500.00	0.00
=====							
200 1623 975A 000000 004	JOB SKILLS GROUP: REVENUE	850.00	253.85	128.95	844.69	596.15	29.86
*****TOTAL FOR FUND-SCC 200 975A (JOB SKILLS GROUP LHS):							
Ex Tr/Ad		850.00	253.85	128.95	844.69	596.15	29.86
In Tr/Ad		850.00	253.85	128.95	844.69	596.15	29.86
=====							
200 1616 976A 000000 004	PROM FUND: TICKET SALES	1,000.00	435.45	435.45	2,345.45	564.55	43.55
200 1626 976A 000000 004	PROM FUND: SALES (FUNDRAISERS)	2,000.00	0.00	0.00	1,073.30	2,000.00	0.00

*** NOTE!! ONLY ACTIVE ACCOUNTS HAVE BEEN SELECTED, TOTALS MAY EXCLUDE AMOUNTS THAT ARE RELATED TO INACTIVE ACCOUNTS. ***

Date: 11/03/15
 Time: 10:59 am

LOUDONVILLE-PERRYSVILLE EX VI
 Revenue Account Summary
 SORTED BY FUND-SCC

Page: 14
 (REVSUM)

Account Number FND RCPT SCC SUBJ OU	Description	FYTD Receivable	FYTD Actual Receipts	MTD Actual Receipts	YTD Actual Receipts	FYTD Balance Receivable	FYTD Percent Received
*****TOTAL FOR FUND-SCC 200 976A (LHS PROM FUND):							
Ex Tr/Ad		3,000.00	435.45	435.45	3,418.75	2,564.55	14.52
In Tr/Ad		3,000.00	435.45	435.45	3,418.75	2,564.55	14.52
=====							
300 1621 913A 000000 004	DRAMA CLUB - SALES	600.00	0.00	0.00	0.00	600.00	0.00
*****TOTAL FOR FUND-SCC 300 913A (DRAMA CLUB):							
Ex Tr/Ad		600.00	0.00	0.00	0.00	600.00	0.00
In Tr/Ad		600.00	0.00	0.00	0.00	600.00	0.00
=====							
300 1624 940A 000000 746	BAND - HIGH SCHOOL	300.00	0.00	0.00	0.00	300.00	0.00
300 1624 940A 000000 748	VOCAL-HS	1,500.00	0.00	0.00	0.00	1,500.00	0.00
300 1624 940A 000000 749	VOCAL/BAND - LHS MUSICAL	8,000.00	0.00	0.00	5,921.98	8,000.00	0.00
*****TOTAL FOR FUND-SCC 300 940A (MUSIC DEPARTMENT):							
Ex Tr/Ad		9,800.00	0.00	0.00	5,921.98	9,800.00	0.00
In Tr/Ad		9,800.00	0.00	0.00	5,921.98	9,800.00	0.00
=====							
300 1625 950A 000000 800	ATHLETIC DEPARTMENT - DONATIONS	25,000.00	6,897.00	5,897.00	30,098.08	18,103.00	27.59
300 1625 950A 000000 811	ADMISSIONS-BOYS BASEBALL	500.00	0.00	0.00	629.00	500.00	0.00
300 1625 950A 000000 812	ADMISSIONS-BOYS BASKETBALL	18,000.00	0.00	0.00	13,103.00	18,000.00	0.00
300 1625 950A 000000 816	FOOTBALL - HS	30,000.00	20,311.00	12,114.00	29,309.86	9,689.00	67.70
300 1625 950A 000000 827	ADMISSIONS-TRACK	7,000.00	300.00	0.00	7,201.00	6,700.00	4.29
300 1625 950A 000000 828	ADMISSIONS-WRESTLING	17,000.00	650.83	150.00	15,842.33	16,349.17	3.83

*** NOTE!! ONLY ACTIVE ACCOUNTS HAVE BEEN SELECTED, TOTALS MAY EXCLUDE AMOUNTS THAT ARE RELATED TO INACTIVE ACCOUNTS. ***

LOUDONVILLE-PERRYSVILLE EX VI
Revenue Account Summary
SORTED BY FUND-SCC

Account Number FND RCPT SCC SUBJ OU	Description	FYTD Receivable	FYTD Actual Receipts	MTD Actual Receipts	YTD Actual Receipts	FYTD Balance Receivable	FYTD Percent Received
300 1625 950A 000000 832	ADMISSIONS-GIRLS BASKETBALL	10,000.00	0.00	0.00	5,536.00	10,000.00	0.00
300 1625 950A 000000 834	ADMISSIONS-SOFTBALL	100.00	0.00	0.00	25.00	100.00	0.00
300 1625 950A 000000 835	ATHLETIC - VOLLEYBALL - HS	5,500.00	3,382.00	1,296.00	3,682.00	2,118.00	61.49
300 1625 950A 000000 855	CHEERLEADING - H/S	3,150.00	3,150.00	0.00	4,665.00	0.00	100.00
300 1625 950A 000000 890	ATHLETIC: SOCCER - ADMISSIONS	6,000.00	6,863.00	2,651.00	6,863.00	863.00-	114.38
*****TOTAL FOR FUND-SCC 300 950A (ATHLETIC FUND - HIGH SCHOOL):							
Ex Tr/Ad		122,250.00	41,553.83	22,108.00	116,954.27	80,696.17	33.99
In Tr/Ad		122,250.00	41,553.83	22,108.00	116,954.27	80,696.17	33.99
=====							
300 1625 950B 000000 003	ATHLETIC FUND - PERRYSVILLE JUNIOR HIGH	12,000.00	3,587.00	986.00	11,477.00	8,413.00	29.89
*****TOTAL FOR FUND-SCC 300 950B (ATHLETIC FUND - PERRYSVILLE JUNIOR HIGH):							
Ex Tr/Ad		12,000.00	3,587.00	986.00	11,477.00	8,413.00	29.89
In Tr/Ad		12,000.00	3,587.00	986.00	11,477.00	8,413.00	29.89
=====							
300 1626 968A 000000 004	YEARBOOK	10,800.00	130.00	0.00	5,348.21	10,670.00	1.20
*****TOTAL FOR FUND-SCC 300 968A (YEARBOOK FUND HIGH SCHOOL):							
Ex Tr/Ad		10,800.00	130.00	0.00	5,348.21	10,670.00	1.20
In Tr/Ad		10,800.00	130.00	0.00	5,348.21	10,670.00	1.20
=====							
451 3219 9115 000000 000	ONenet PUBLIC COMMUNICATIONS SUBSIDY	0.00	0.00	0.00	2,700.00	0.00	0.00
*****TOTAL FOR FUND-SCC 451 9115 (ONENET PUBLIC COMMUNICATIONS SUBSIDY - FY15):							
Ex Tr/Ad		0.00	0.00	0.00	2,700.00	0.00	0.00
In Tr/Ad		0.00	0.00	0.00	2,700.00	0.00	0.00
=====							

*** NOTE!! ONLY ACTIVE ACCOUNTS HAVE BEEN SELECTED, TOTALS MAY EXCLUDE AMOUNTS THAT ARE RELATED TO INACTIVE ACCOUNTS. ***

Date: 11/03/15
 Time: 10:59 am

LOUDONVILLE-PERRYSVILLE EX VI
 Revenue Account Summary
 SORTED BY FUND-SCC

Page: 16
 (REVSUM)

Account Number FND RCPT SCC SUBJ OU	Description	FYTD Receivable	FYTD Actual Receipts	MTD Actual Receipts	YTD Actual Receipts	FYTD Balance Receivable	FYTD Percent Received
451 3219 9116 000000 000	ONenet PUBLIC COMMUNICATIONS SUBSIDY	5,400.00	0.00	0.00	0.00	5,400.00	0.00
*****TOTAL FOR FUND-SCC 451 9116 (ONENET PUBLIC COMMUNICATIONS SUBSIDY - FY16):							
Ex Tr/Ad		5,400.00	0.00	0.00	0.00	5,400.00	0.00
In Tr/Ad		5,400.00	0.00	0.00	0.00	5,400.00	0.00
=====							
461 3110 9115 000000 000	HIGH SCHOOLS THAT WORK GRANT	0.00	0.00	0.00	3,452.95	0.00	0.00
*****TOTAL FOR FUND-SCC 461 9115 (HSTW GRANT FY2015):							
Ex Tr/Ad		0.00	0.00	0.00	3,452.95	0.00	0.00
In Tr/Ad		0.00	0.00	0.00	3,452.95	0.00	0.00
=====							
461 3110 9116 000000 000	HIGH SCHOOLS THAT WORK GRANT	6,000.00	106.38	106.38	106.38	5,893.62	1.77
*****TOTAL FOR FUND-SCC 461 9116 (HSTW GRANT FY2016):							
Ex Tr/Ad		6,000.00	106.38	106.38	106.38	5,893.62	1.77
In Tr/Ad		6,000.00	106.38	106.38	106.38	5,893.62	1.77
=====							
506 4220 9115 000000 000	RACE TO THE TOP	0.00	0.00	0.00	15,624.11	0.00	0.00
*****TOTAL FOR FUND-SCC 506 9115 (RACE TO THE TOP FY15):							
Ex Tr/Ad		0.00	0.00	0.00	15,624.11	0.00	0.00
In Tr/Ad		0.00	0.00	0.00	15,624.11	0.00	0.00
=====							
516 4220 9115 000000 000	IDEA-B: SPECIAL EDUCATION	36,000.00	32,599.40	0.00	151,716.38	3,400.60	90.55
*****TOTAL FOR FUND-SCC 516 9115 (IDEA-B SPECIAL EDUCATION FY2015):							
Ex Tr/Ad		36,000.00	32,599.40	0.00	151,716.38	3,400.60	90.55
In Tr/Ad		36,000.00	32,599.40	0.00	151,716.38	3,400.60	90.55
=====							
516 4220 9116 000000 000	IDEA-B: SPECIAL EDUCATION	231,542.07	28,128.03	2,045.00	28,128.03	203,414.04	12.15

*** NOTE!! ONLY ACTIVE ACCOUNTS HAVE BEEN SELECTED, TOTALS MAY EXCLUDE AMOUNTS THAT ARE RELATED TO INACTIVE ACCOUNTS. ***

Account Number FND RCPT SCC SUBJ OU	Description	FYTD Receivable	FYTD Actual Receipts	MTD Actual Receipts	YTD Actual Receipts	FYTD Balance Receivable	FYTD Percent Received
*****TOTAL FOR FUND-SCC 516 9116 (IDEA-B SPECIAL EDUCATION FY2016):							
Ex Tr/Ad		231,542.07	28,128.03	2,045.00	28,128.03	203,414.04	12.15
In Tr/Ad		231,542.07	28,128.03	2,045.00	28,128.03	203,414.04	12.15
=====							
536 4220 9115 000000 000	TITLE I SCHOOL IMPROVEMENT GRANT	2,011.04	2,011.04	0.00	28,364.96	0.00	100.00
*****TOTAL FOR FUND-SCC 536 9115 (TITLE I SCHOOL IMPROVEMENT GRANT FY15):							
Ex Tr/Ad		2,011.04	2,011.04	0.00	28,364.96	0.00	100.00
In Tr/Ad		2,011.04	2,011.04	0.00	28,364.96	0.00	100.00
=====							
572 4220 9115 000000 000	TITLE I	48,000.00	38,317.40	0.00	277,496.20	9,682.60	79.83
*****TOTAL FOR FUND-SCC 572 9115 (TITLE I: FY15):							
Ex Tr/Ad		48,000.00	38,317.40	0.00	277,496.20	9,682.60	79.83
In Tr/Ad		48,000.00	38,317.40	0.00	277,496.20	9,682.60	79.83
=====							
572 4220 9116 000000 000	TITLE I	375,174.00	39,538.02	370.00	39,538.02	335,635.98	10.54
*****TOTAL FOR FUND-SCC 572 9116 (TITLE I: FY16):							
Ex Tr/Ad		375,174.00	39,538.02	370.00	39,538.02	335,635.98	10.54
In Tr/Ad		375,174.00	39,538.02	370.00	39,538.02	335,635.98	10.54
=====							
572 4220 9215 000000 021	TITLE I-D MYA	8,323.22	6,949.95	0.00	35,949.95	1,373.27	83.50
*****TOTAL FOR FUND-SCC 572 9215 (TITLE I - D MYA):							
Ex Tr/Ad		8,323.22	6,949.95	0.00	35,949.95	1,373.27	83.50
In Tr/Ad		8,323.22	6,949.95	0.00	35,949.95	1,373.27	83.50
=====							
572 4220 9216 000000 021	TITLE I-D MYA	106,253.85	9,673.27	0.00	9,673.27	96,580.58	9.10

LOUDONVILLE-PERRYSVILLE EX VI
 Revenue Account Summary
 SORTED BY FUND-SCC

Account Number FND RCPT SCC SUBJ OU	Description	FYTD Receivable	FYTD Actual Receipts	MTD Actual Receipts	YTD Actual Receipts	FYTD Balance Receivable	FYTD Percent Received
*****TOTAL FOR FUND-SCC 572 9216 (TITLE I - D MYA FY16):							
Ex Tr/Ad		106,253.85	9,673.27	0.00	9,673.27	96,580.58	9.10
In Tr/Ad		106,253.85	9,673.27	0.00	9,673.27	96,580.58	9.10
=====							
590 4220 9115 000000 000	TITLE II-A: IMPROV. TEACHING QUALITY	7,000.00	6,377.15	0.00	32,377.15	622.85	91.10
*****TOTAL FOR FUND-SCC 590 9115 (TITLE II-A: IMPROVING TEACH. QUALITY - FY15):							
Ex Tr/Ad		7,000.00	6,377.15	0.00	32,377.15	622.85	91.10
In Tr/Ad		7,000.00	6,377.15	0.00	32,377.15	622.85	91.10
=====							
590 4220 9116 000000 000	TITLE II-A: IMPROV. TEACHING QUALITY	41,672.01	5,497.52	150.00	5,497.52	36,174.49	13.19
*****TOTAL FOR FUND-SCC 590 9116 (TITLE II-A: IMPROVING TEACH. QUALITY - FY16):							
Ex Tr/Ad		41,672.01	5,497.52	150.00	5,497.52	36,174.49	13.19
In Tr/Ad		41,672.01	5,497.52	150.00	5,497.52	36,174.49	13.19
=====							
599 4220 9115 000000 000	TITLE VI-B RURAL & LOW INCOME	0.00	1,133.12-	0.00	8,866.88	1,133.12	0.00
*****TOTAL FOR FUND-SCC 599 9115 (TITLE VI-B RURAL & LOW INCOME FY15):							
Ex Tr/Ad		0.00	1,133.12-	0.00	8,866.88	1,133.12	0.00
In Tr/Ad		0.00	1,133.12-	0.00	8,866.88	1,133.12	0.00
=====							
599 4220 9116 000000 000	TITLE VI-B RURAL & LOW INCOME	22,655.96	1,355.06	221.94	1,355.06	21,300.90	5.98
*****TOTAL FOR FUND-SCC 599 9116 (TITLE VI-B RURAL & LOW INCOME FY16):							
Ex Tr/Ad		22,655.96	1,355.06	221.94	1,355.06	21,300.90	5.98
In Tr/Ad		22,655.96	1,355.06	221.94	1,355.06	21,300.90	5.98
=====							
*****GRAND TOTALS:							
Ex Tr/Ad		18,602,652.62	6,693,971.67	1,295,771.41	16,052,200.94	11,908,680.95	35.98
In Tr/Ad		18,677,222.08	6,768,541.13	1,295,771.41	16,201,339.86	11,908,680.95	36.24
=====							

*** NOTE!! ONLY ACTIVE ACCOUNTS HAVE BEEN SELECTED, TOTALS MAY EXCLUDE AMOUNTS THAT ARE RELATED TO INACTIVE ACCOUNTS. ***

Date: 11/03/2015
Time: 10:58 am

LOUDONVILLE-PERRYSVILLE EX VI
SORT BY CHECK NUMBER
CHECK DATES BETWEEN 10/01/2015 AND 10/31/2015
WARRANT, REFUND, MEMO CHECKS

Page: 1
(CHEKPY)

CHECK	TYPE	DATE	VENDOR	VENDOR	STATUS/DATE	BANK CODE	CHECK AMOUNT
083372	W	08/20/2015	JULIAN & GRUBE INC	001037	VOID: 10/06/2015		1,566.00
083770	B	10/05/2015	KELLY SEBOE ATHLETIC DIRECTOR	000122	RECONCILED:10/31/2015		1,200.00
083771	W	10/05/2015	JIM CONLEY	000038	RECONCILED:10/31/2015		1,404.81
083772	W	10/05/2015	SETH YOUNGEN	000139	RECONCILED:10/31/2015		300.00
083773	W	10/05/2015	SHANNON HALL	005037	RECONCILED:10/31/2015		4,214.43
083774	W	10/05/2015	RENEE BECK	005040	RECONCILED:10/31/2015		4,214.43
083775	W	10/05/2015	TYLER BATES	005041	RECONCILED:10/31/2015		7,074.00
083776	W	10/05/2015	CRYSTAL ASHBY	005043	RECONCILED:10/31/2015		2,809.62
083777	W	10/05/2015	CASEY GARVER	005064	RECONCILED:10/31/2015		3,035.00
083778	W	10/05/2015	NICOLE SPENCER	005073	RECONCILED:10/31/2015		8,428.86
083779	W	10/05/2015	MIKE SNYDER	005097	RECONCILED:10/31/2015		880.00
083780	W	10/07/2015	JOHN MILLER	000066	RECONCILED:10/31/2015		227.30
083781	W	10/07/2015	KELLY SEBOE	000070	RECONCILED:10/31/2015		86.25
083782	W	10/07/2015	RICHARD WACHTEL	000091	RECONCILED:10/31/2015		77.00
083783	W	10/07/2015	MATTHEW RUCKI	000105			27.48
083784	W	10/07/2015	TREVA M PURDY	000136	RECONCILED:10/31/2015		50.00
083785	W	10/07/2015	APPLE INC ATTN: EDUCATION SALES SUPPORT	000223	RECONCILED:10/31/2015		379.00
083786	W	10/07/2015	STATE OF OHIO OFFICE OF AUDITOR	000227	RECONCILED:10/31/2015		1,435.00
083787	W	10/07/2015	DANNERS DRUG STORE	000517	RECONCILED:10/31/2015		6.30
083788	W	10/07/2015	EDUCATIONAL INNOVATIONS	000640	RECONCILED:10/31/2015		483.15
083789	W	10/07/2015	1ST CHOICE ENERGY SERVICES	000718	RECONCILED:10/31/2015		6,653.38
083790	W	10/07/2015	FOLD-A-GOAL	000728	RECONCILED:10/31/2015		2,449.00
083791	W	10/07/2015	FURBAY ELECTRIC SUPPLY CO	000763	RECONCILED:10/31/2015		154.44
083792	W	10/07/2015	KIM HAGANS DBA GOTTA GO	000859	RECONCILED:10/31/2015		230.00
083793	W	10/07/2015	HEUER PUBLISHING	000989	RECONCILED:10/31/2015		215.75
083794	W	10/07/2015	IRWINS OFFICE SUPPLIES	001007	RECONCILED:10/31/2015		2,125.52
083795	W	10/07/2015	JULIAN & GRUBE INC	001037	RECONCILED:10/31/2015		1,566.00
083796	W	10/07/2015	KENWORTH OF ASHLAND	001147	RECONCILED:10/31/2015		3.16
083797	W	10/07/2015	LOUDONVILLE FARMERS EQUITY CO.	001209	RECONCILED:10/31/2015		3.91
083798	W	10/07/2015	LOWES COMPANIES INC	001269	RECONCILED:10/31/2015		725.41
083799	W	10/07/2015	TOM MCBRIDE	001325			20.00
083800	W	10/07/2015	MVD SPORTS & SPECIALTIES	001364	RECONCILED:10/31/2015		250.00
083801	W	10/07/2015	MID OHIO ED SERVICE CENTER	001381	RECONCILED:10/31/2015		125.00
083802	W	10/07/2015	NASCO - FORT ATKINSON	001400	RECONCILED:10/31/2015		115.28
083803	W	10/07/2015	OHIO EDISON COMPANY	001411	RECONCILED:10/31/2015		558.81
083804	W	10/07/2015	OHIO HIGH SCHOOL BASKET- BALL COACHES ASSOC.	001468	RECONCILED:10/31/2015		120.00
083805	W	10/07/2015	OASSA	001475	RECONCILED:10/31/2015		165.00
083806	W	10/07/2015	PROJECT LEAD THE WAY	001596	RECONCILED:10/31/2015		3,750.00
083807	W	10/07/2015	RED ROOF INN	001663	VOID: 10/07/2015		149.58
083808	W	10/07/2015	STANTON'S SHEET MUSIC INC	001725	RECONCILED:10/31/2015		861.30
083809	W	10/07/2015	STAKE'S IGA	001786	RECONCILED:10/31/2015		154.78
083810	W	10/07/2015	TIME WARNER CABLE ATTN: HOWARD CLENDENIN	001857	RECONCILED:10/31/2015		109.99
083811	W	10/07/2015	THERAPY SHOPPE INC	001870	RECONCILED:10/31/2015		79.92
083812	W	10/07/2015	MOHICAN YOUTH ACADEMY	001874	RECONCILED:10/31/2015		11,550.00
083813	W	10/07/2015	HERMAN HUFFMAN	003021	RECONCILED:10/31/2015		50.00
083814	W	10/07/2015	HOWARD CLAFLIN	003137	RECONCILED:10/31/2015		65.00

Date: 11/03/2015
Time: 10:58 am

LOUDONVILLE-PERRYSVILLE EX VI
SORT BY CHECK NUMBER
CHECK DATES BETWEEN 10/01/2015 AND 10/31/2015
WARRANT, REFUND, MEMO CHECKS

Page: 2
(CHEKPY)

CHECK	TYPE	DATE	VENDOR	VENDOR	STATUS/DATE	BANK CODE	CHECK AMOUNT
083815	W	10/07/2015	JOHN METZGER	003273	RECONCILED:10/31/2015		50.00
083816	W	10/07/2015	MARK VAN HOUTEN	003373	RECONCILED:10/31/2015		50.00
083817	W	10/07/2015	TERRY SHANK	003580	RECONCILED:10/31/2015		50.00
083818	W	10/07/2015	MARK MCDONALD	003600			50.00
083819	W	10/07/2015	GARY SMITH	003619	RECONCILED:10/31/2015		62.00
083820	W	10/07/2015	JOHN SCHOEB	003646			65.00
083821	W	10/07/2015	HERB KLINGEL	003666			62.00
083822	W	10/07/2015	MATTHEW ZAHLER	003684	RECONCILED:10/31/2015		50.00
083823	W	10/07/2015	RYAN MATHYS	003687	RECONCILED:10/31/2015		50.00
083824	W	10/07/2015	TODD HOLLETT	003789	RECONCILED:10/31/2015		50.00
083825	W	10/07/2015	MATTHEW BAKER	003790	RECONCILED:10/31/2015		65.00
083826	W	10/07/2015	JACK RENKEL SR	003791	RECONCILED:10/31/2015		60.00
083827	W	10/07/2015	MICHAEL LIPPUS	003792	RECONCILED:10/31/2015		65.00
083828	W	10/07/2015	LINDY FILTER	004000	RECONCILED:10/31/2015		40.00
083829	W	10/07/2015	CRYSTAL ASHBY	005043	RECONCILED:10/31/2015		160.49
083830	W	10/07/2015	CHRISSIE BUTTS	005070	RECONCILED:10/31/2015		87.40
083831	W	10/07/2015	CHANTELE SLOVER	005072	RECONCILED:10/31/2015		207.00
083832	W	10/07/2015	SCHOOL EMPLOYEES RET. SYSTEM	009046	RECONCILED:10/31/2015		1,479.79
083833	W	10/07/2015	AMAZON.COM	010255	RECONCILED:10/31/2015		2,189.78
083834	W	10/07/2015	CERIDIAN BENEFITS SERVICES	010419	RECONCILED:10/31/2015		201.73
083835	W	10/07/2015	LITTLEBITS ELECTRONICS INC	012005			6,796.60
083836	W	10/07/2015	MATHESON TRI-GAS INC	013009	RECONCILED:10/31/2015		60.75
083837	W	10/07/2015	MUSIC IS ELEMENTARY	013023	RECONCILED:10/31/2015		204.76
083838	W	10/07/2015	OAEP	014009			30.00
083839	W	10/07/2015	SOCIAL STUDIES SCHOOL SERVICE	017048	RECONCILED:10/31/2015		99.68
083840	W	10/07/2015	SCOTT, SCRIVEN & WAHOFF LLP	017103	RECONCILED:10/31/2015		202.50
083841	W	10/07/2015	RED ROOF INN	001663	RECONCILED:10/31/2015		74.79
083842	W	10/14/2015	JENNIFER VAUGHAN	000095	RECONCILED:10/31/2015		25.30
083843	W	10/14/2015	JOHN LANCE	000144	RECONCILED:10/31/2015		82.80
083844	W	10/14/2015	DOMINION EAST OHIO	000600	RECONCILED:10/31/2015		431.94
083845	W	10/14/2015	EMPRINT/MORAN	000670	RECONCILED:10/31/2015		254.50
083846	W	10/14/2015	FURBAY ELECTRIC SUPPLY CO	000763	RECONCILED:10/31/2015		1,604.04
083847	W	10/14/2015	GOVCONNECTION	000817	RECONCILED:10/31/2015		135.00
083848	W	10/14/2015	GILL ATHLETICS	000847	RECONCILED:10/31/2015		2,007.00
083849	W	10/14/2015	G & L SUPPLY CO	000862	RECONCILED:10/31/2015		1,712.41
083850	W	10/14/2015	HILTON COLUMBUS EASTON	000985	RECONCILED:10/31/2015		306.00
083851	W	10/14/2015	JULIAN & GRUBE INC	001037	RECONCILED:10/31/2015		1,566.00
083852	W	10/14/2015	JOHN DEERE LANDSCAPES	001084			699.65
083853	W	10/14/2015	LAKESHORE LEARNING MATERIALS	001233	RECONCILED:10/31/2015		342.70
083854	W	10/14/2015	MCGRAW-HILL EDUCATION	001339	RECONCILED:10/31/2015		17,888.12
083855	W	10/14/2015	MVD SPORTS & SPECIALTIES	001364	RECONCILED:10/31/2015		240.00
083856	W	10/14/2015	OHIO EDISON COMPANY	001411	RECONCILED:10/31/2015		1,264.04
083857	W	10/14/2015	OHIO DEPARTMENT OF JOB AND FAMILY SERVICES	001435	RECONCILED:10/31/2015		84.99
083858	W	10/14/2015	PLAN/ACT MARLON DRUIVENGA - 64	001561	RECONCILED:10/31/2015		205.00
083859	W	10/14/2015	PIONEER ATHLETICS	001588	RECONCILED:10/31/2015		1,166.00
083860	W	10/14/2015	RACHEL WIXEY & ASSOCIATES	001673	RECONCILED:10/31/2015		2,900.98
083861	W	10/14/2015	SNYDER BROTHERS	001720	RECONCILED:10/31/2015		58.36
083862	W	10/14/2015	STANDARD PLUMBING & HEATING	001740	RECONCILED:10/31/2015		4,844.00
083863	W	10/14/2015	SCHMIDT SECURITY PRO	001760	RECONCILED:10/31/2015		2,003.57
083864	W	10/14/2015	VILLAGE OF LOUDONVILLE	001923	RECONCILED:10/31/2015		1,665.65

Date: 11/03/2015
Time: 10:58 am

LOUDONVILLE-PERRYSVILLE EX VI
SORT BY CHECK NUMBER
CHECK DATES BETWEEN 10/01/2015 AND 10/31/2015
WARRANT, REFUND, MEMO CHECKS

Page: 3
(CHEKPY)

CHECK	TYPE	DATE	VENDOR	VENDOR	STATUS/DATE	BANK CODE	CHECK AMOUNT
083865	W	10/14/2015	VAR RESOURCES INC	001948	RECONCILED:10/31/2015		1,111.33
083866	W	10/14/2015	VAR RESOURCES INC	001953	RECONCILED:10/31/2015		455.32
083867	W	10/14/2015	WEB CONSTRUCTION	002082	RECONCILED:10/31/2015		7,246.66
083868	W	10/14/2015	JEFF BURTON	003004	RECONCILED:10/31/2015		75.00
083869	W	10/14/2015	HERMAN HUFFMAN	003021	RECONCILED:10/31/2015		75.00
083870	W	10/14/2015	JON WISE	003241	RECONCILED:10/31/2015		62.00
083871	W	10/14/2015	CURT BUNTING	003384	RECONCILED:10/31/2015		62.00
083872	W	10/14/2015	MICHAEL KIDD	003535	RECONCILED:10/31/2015		75.00
083873	W	10/14/2015	RICK TAGGART	003638	RECONCILED:10/31/2015		40.00
083874	W	10/14/2015	ERIC SATERFIELD	003643	RECONCILED:10/31/2015		50.00
083875	W	10/14/2015	GREGORY APPLGATE	003672	RECONCILED:10/31/2015		62.00
083876	W	10/14/2015	DAVID KUHN	003686	RECONCILED:10/31/2015		120.00
083877	W	10/14/2015	RICHARD KVOCHICK	003725			75.00
083878	W	10/14/2015	HENRY ZALOKAR	003743	RECONCILED:10/31/2015		62.00
083879	W	10/14/2015	CINDA PRIBBLE	003744	RECONCILED:10/31/2015		80.00
083880	W	10/14/2015	KARL SCHUSTER	003754	RECONCILED:10/31/2015		50.00
083881	W	10/14/2015	AMY VICKERS	003755	RECONCILED:10/31/2015		62.00
083882	W	10/14/2015	TYLER BATES	005041	RECONCILED:10/31/2015		195.78
083883	W	10/14/2015	MARY L DAVIS	005094			33.35
083884	W	10/14/2015	APPLE VALLEY GOLF CLUB	010258			700.00
083885	W	10/14/2015	BRENNER'S DRAIN PRO	010333	RECONCILED:10/31/2015		500.00
083886	W	10/14/2015	CHARTWELLS	010467	RECONCILED:10/31/2015		53,199.09
			COMPASS GROUP USA				
083887	W	10/14/2015	MOHICAN REHABILITATION SERVICE	013071	RECONCILED:10/31/2015		850.00
083888	W	10/14/2015	OHIO DEPT OF COMMERCE	014035	RECONCILED:10/31/2015		692.25
			DIV. OF INDUSTRIAL COMPLIANCE				
083889	W	10/14/2015	SCREEN SURGEONS	017111	RECONCILED:10/31/2015		620.00
083890	B	10/15/2015	MIRANDA CIRESI	004613			60.00
			MS. CARLA CIRESI				
083891	B	10/15/2015	RACHEL RHEES	004614	RECONCILED:10/31/2015		25.00
			MS. VIKKI RHEES				
083892	B	10/15/2015	JESSICA WHITEHEAD	004615	RECONCILED:10/31/2015		30.00
			M/M SHAWN WHITEHEAD				
083893	W	10/21/2015	ANNETTE GORRELL	000054	RECONCILED:10/31/2015		105.70
083894	W	10/21/2015	ALL-WAYS TRANS PLUS INC	000268			4,000.00
083895	W	10/21/2015	LORI BYERS	000347			87.00
			DBA SAY IT WITH STYLE				
083896	W	10/21/2015	CALENDARS	000474	RECONCILED:10/31/2015		27.99
083897	W	10/21/2015	EJ THERAPY SERVICES	000618	RECONCILED:10/31/2015		6,169.64
083898	W	10/21/2015	QWEST- LCI	001227	RECONCILED:10/31/2015		52.04
			CUSTOMER SERVICE				
083899	W	10/21/2015	MC CLINTOCK ELECTRIC	001312	RECONCILED:10/31/2015		670.00
083900	W	10/21/2015	OHIO EDISON COMPANY	001411	RECONCILED:10/31/2015		6,779.75
083901	W	10/21/2015	RACHEL WIXEY & ASSOCIATES	001673	RECONCILED:10/31/2015		4,351.47
083902	W	10/21/2015	ROBOTICS EDUCATION AND	001687			160.00
			COMPETITION FOUNDATION				
083903	W	10/21/2015	SCHMIDT SECURITY PRO	001760	RECONCILED:10/31/2015		14,112.00
083904	W	10/21/2015	TRI COUNTY E S C	001879	RECONCILED:10/31/2015		35,248.84
083905	W	10/21/2015	VERIZON WIRELESS	001974	RECONCILED:10/31/2015		79.11
083906	W	10/21/2015	WOOSTER GLASS CO INC	002010	RECONCILED:10/31/2015		973.49
083907	W	10/21/2015	OAESA	002136	RECONCILED:10/31/2015		275.00
083908	W	10/21/2015	JOHN METZGER	003273	RECONCILED:10/31/2015		62.00

Date: 11/03/2015
Time: 10:58 am

LOUDONVILLE-PERRYSVILLE EX VI
SORT BY CHECK NUMBER
CHECK DATES BETWEEN 10/01/2015 AND 10/31/2015
WARRANT, REFUND, MEMO CHECKS

Page: 4
(CHEKPY)

CHECK	TYPE	DATE	VENDOR	VENDOR	STATUS/DATE	BANK CODE	CHECK AMOUNT
083909	W	10/21/2015	JOSEPH STOLL	003534	RECONCILED:10/31/2015		62.00
083910	W	10/21/2015	MICHAEL KIDD	003535			62.00
083911	W	10/21/2015	MARK MCDONALD	003600			62.00
083912	W	10/21/2015	SCOTT HUTH	003635	RECONCILED:10/31/2015		62.00
083913	W	10/21/2015	ERIC SATERFIELD	003643	RECONCILED:10/31/2015		50.00
083914	W	10/21/2015	KARL SCHUSTER	003754	RECONCILED:10/31/2015		50.00
083915	W	10/21/2015	LINDY FILTER	004000	RECONCILED:10/31/2015		26.00
083916	W	10/21/2015	CINDY PRIBBLE	004611	RECONCILED:10/31/2015		25.00
083917	W	10/21/2015	CRYSTAL ASHBY	005043	RECONCILED:10/31/2015		33.12
083918	W	10/21/2015	JEFF FRANKFORD	005046	RECONCILED:10/31/2015		73.60
083919	W	10/21/2015	CHRISSIE BUTTS	005070	RECONCILED:10/31/2015		242.36
083920	W	10/21/2015	LISA GONZALEZ	005096	RECONCILED:10/31/2015		89.70
083921	W	10/21/2015	ADVANCE AUTO PARTS	010282	RECONCILED:10/31/2015		19.30
083922	W	10/21/2015	HILTON GARDEN INN	010901			149.00
083923	W	10/21/2015	MAKERBOT INDUSTRIES	013061	RECONCILED:10/31/2015		101.31
083924	W	10/21/2015	OAHPERD	014058	RECONCILED:10/31/2015		125.00
083925	W	10/21/2015	NORTH CENTRAL OHIO EDUCATIONAL SERVICE CENTER	014067	RECONCILED:10/31/2015		200.00
083926	W	10/21/2015	SINCLAIR COMMUNITY COLLEGE	017020	RECONCILED:10/31/2015		900.00
083927	W	10/21/2015	SCHOOL NURSE SUPPLY	017097	RECONCILED:10/31/2015		819.00
083928	W	10/22/2015	KENNETH GLICK	000874			350.00
083929	W	10/22/2015	JUDY KOPPERT	005052	RECONCILED:10/31/2015		75.00
083930	W	10/23/2015	ASHLAND UNIVERSITY	000269			55.00
083931	W	10/23/2015	THE RENAISSANCE COLUMBUS HOTEL	000444			420.00
083932	W	10/23/2015	OHIO SCHOOL IMPROVEMENT INST C/O THE MEETING CONNECTION	001408			1,600.00
083933	W	10/23/2015	ALLEN HEIMBERGER	010927			200.00
083934	W	10/30/2015	TEXAS LIFE INSURANCE	001873			15.60
083935	W	10/30/2015	SCHOOL EMPLOYEES RET. SYSTEM	009046			1,174.98
083936	W	10/30/2015	AMERICAN FIDELITY - LIFE - BD	009060			102.47
083937	W	10/30/2015	AMERICAN FIDELITY - CRITICAL	009063			129.24
083938	W	10/30/2015	AMERICAN FIDELITY-ACCIDENT-BD	009095			108.48
083939	W	10/30/2015	AMERICAN FIDELITY-DISABILITY	009096			647.96
083940	W	10/30/2015	AMERICAN FIDELITY-FLEX SP-BD	009097			19,814.12
083941	W	10/30/2015	AMERICAN FIDELITY-CANCER-BD.	009099			279.68
083942	W	10/30/2015	METROPOLITAN EDUCATIONAL COUNCIL	013007			568.91
905218	M	10/02/2015	S.T.R.S.	900009			3,335.01
905219	M	10/02/2015	NATIONAL CITY BANK	900027			3,480.23
905220	M	10/12/2015	STAR2STAR COMMUNICATIONS	900037			389.62
905221	M	10/12/2015	OHIO DEPT OF EDUCATION	900005			28,664.44
905224	M	10/16/2015	L-P BOARD OF EDUCATION	900100			1,911.00
905225	M	10/16/2015	S.T.R.S.	900009			3,335.01
905226	M	10/16/2015	NATIONAL CITY BANK	900027			3,708.31
905227	M	10/23/2015	OHIO DEPT OF EDUCATION	900005			29,084.36
905230	M	10/30/2015	MEDICAL MUTUAL OF OHIO	900103			42,140.22
905231	M	10/30/2015	MEDICAL MUTUAL OF OHIO	900103			91,031.05
905232	M	10/30/2015	L-P BOARD OF EDUCATION	900100			138,290.32
905233	M	10/30/2015	L-P BOARD OF EDUCATION	900100			6,289.58
905234	M	10/30/2015	L-P BOARD OF EDUCATION	900100			1,438.81
905235	M	10/30/2015	S.T.R.S.	900009			3,335.01

Date: 11/03/2015
Time: 10:58 am

LOUDONVILLE-PERRYSVILLE EX VI
SORT BY CHECK NUMBER
CHECK DATES BETWEEN 10/01/2015 AND 10/31/2015
WARRANT, REFUND, MEMO CHECKS

Page: 5
(CHEKPY)

CHECK	TYPE	DATE	VENDOR	VENDOR	STATUS/DATE	BANK CODE	CHECK AMOUNT
905236	M	10/30/2015	NATIONAL CITY BANK	900027			3,691.45
905237	M	10/30/2015	S.T.R.S.	900009			62,762.00
905238	M	10/30/2015	S.E.R.S.	900010			20,190.00
V VOIDED CHECKS			2	CHECK TOTALS		1,715.58	
R RECONCILED CHECKS			140	CHECK TOTALS		252,396.72	
W WARRANT CHECKS			170	CHECK TOTALS		289,836.82	
M MEMO CHECKS			17	CHECK TOTALS		443,076.42	
B REFUND CHECKS			4	CHECK TOTALS		1,315.00	
I INVESTMENT CHECKS			0	CHECK TOTALS		0.00	
T TRANSFER CHECKS			0	CHECK TOTALS		0.00	
D DISTRIBUTION CHECKS			0	CHECK TOTALS		0.00	
C PAYROLL CHECKS			0	CHECK TOTALS		0.00	
MISSING CHECKS			0				
** TOTAL CHECKS (LESS VOIDED)			189	** TOTAL NET		732,512.66	
*** TOTAL CHECKS WRITTEN			191	*** GRAND TOTALS		734,228.24	