

*Loudonville-Perrysville
Exempted Village School
District*



*Financial Reports for the period
ending September 30, 2016*

*Prepared by Marie Beddow,
Treasurer/CFO*

**Loudonville-Perrysville Exempted Village School District
General Account Reconciliation
September 30, 2016**

Farmers and Savings Bank (.01% Yield)	908,459.45
Total Demand Deposits:	908,459.45
Outstanding Checks:	55,708.06
Bank Balance minus Outstanding:	852,751.39
<hr/>	
Total Cash Fund Balance:	6,165,983.65

Investments:

STAR Ohio General Account (.56%)	3,220,437.00
PNC Money Market (.10)	550,117.75
National City Bank Payroll Account	500.00
Fifth Third Mutual Fund (.01%)	48,175.01
Fifth Third Securities CD Due 8/20/2018 (1.75%)	248,000.00
Fifth Third Securities CD Due 2/21/2018 (1.45%)	248,000.00
Fifth Third Securities CD Due 8/20/2018 (1.75%)	248,000.00
Fifth Third Securities CD Due 10/17/2017 (1.50%)	250,000.00
Fifth Third Securities CD Due 2/5/2018 (1.30%)	250,000.00
Fifth Third Securities CD Due 10/17/2016 (1.00%)	250,000.00
Total Investments:	5,313,229.76

Reconciling item (2.50)

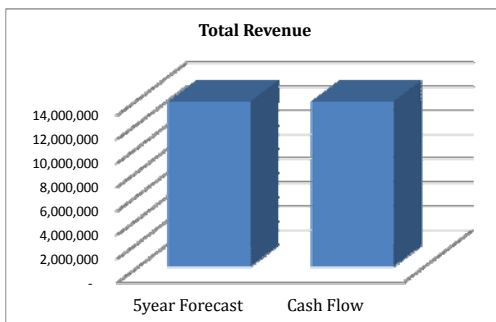
Total Adjustments:	(2.50)
Subtotal:	852,751.39
<hr/>	
DIFFERENCE:	0.00

Prepared:		
	Initials	Date
Reviewed:		
	Initials	Date

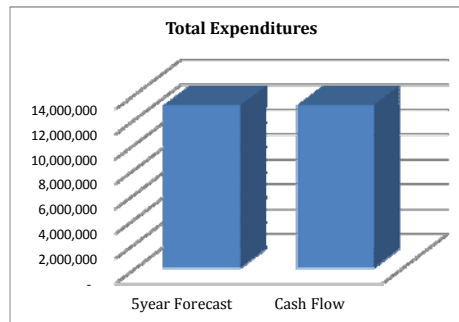
Five Year Forecast Comparison to Actual Cash Flow

	Difference	Proj. from Current 5year Forecast 2017	Proj. from Actual/Est. Cash Flow 2017	FYTD Actual Through Month Of: July - September	Estimated for Remaining Months
Revenue:					
1.010 - General Property Tax (Real Estate)	-	4,127,496	4,127,496	1,709,274	2,418,222
1.020 - Public Utility Personal Property	0	875,874	875,874	412,155	463,719
1.030 - Income Tax	0	1,809,752	1,809,752	609,652	1,200,100
1.035 - Unrestricted Grants-in-Aid	(0)	5,340,483	5,340,483	1,358,027	3,982,456
1.040 - 1.045 - Restricted Grants-in-Aid	(0)	186,011	186,011	44,574	141,437
1.050 - Property Tax Allocation	0	686,551	686,551	289,768	396,783
1.060 - All Other Operating Revenues	-	680,550	680,550	167,175	513,375
1.070 - Total Revenue	0	13,706,717	13,706,717	4,590,625	9,116,092
Other Financing Sources:					
2.070 - Total Other Financing Sources	0	81,927	81,927	54,236	27,691
2.080 - Total Revenues and Other Financing Sources	1	13,788,643	13,788,644	4,644,861	9,143,783
Expenditures:					
3.010 - Personnel Services	(0)	6,485,700	6,485,700	1,615,648	4,870,052
3.020 - Employees' Retirement/Insurance Benefits	0	3,119,039	3,119,039	731,679	2,387,360
3.030 - Purchased Services	0	2,338,618	2,338,618	635,223	1,703,395
3.040 - Supplies and Materials	-	590,824	590,824	146,203	444,621
3.050 - Capital Outlay	-	233,175	233,175	191,894	41,281
3.060 - 4.060 - Intergovernmental, Debt & Interest	-	111,202	111,202	-	111,202
4.300 - Other Objects	(0)	190,639	190,639	72,995	117,644
4.500 - Total Expenditures	0	13,069,197	13,069,197	3,393,642	9,675,555
Other Financing Uses:					
5.040 - Total Other Financing Uses	-	1,000	1,000	-	1,000
5.050 - Total Expenditures and Other Financing Uses	0	13,070,197	13,070,197	3,393,642	9,676,555
Excess of Rev & Other Financing Uses Over (Under)					
6.010 - Expenditures and Other Financing Uses	0	718,447	718,447	1,251,219	(532,772)
7.010 - Cash Balance July 1	(3)	4,310,291	4,310,288		
7.020 - Cash Balance June 30	(3)	5,028,738	5,028,735		

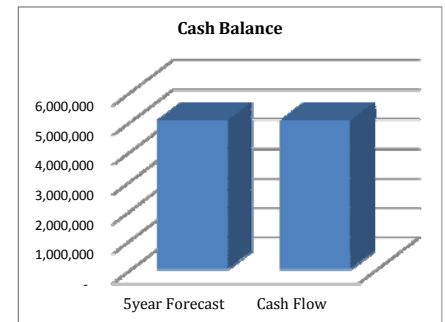
Projected Differences from 5year Forecast Actuals/Estimates as compared to Cash Flow Actual/Estimates



Dollar Variance: 1
Percent Variance: 0.00%



Dollar Variance: 0
Percent Variance: 0.00%



Dollar Variance: (3)
Percent Variance: 0.00%

**LOUDONVILLE-PERRYSVILLE EXEMPTED VILLAGE SCHOOL DISTRICT
GENERAL FUND TWO-YEAR COMPARISON **
September 30, 2016**

This is the % change as of 9.30.16 comparing Actual FY2016 to Actual FY2017

	FY2016		FY2017			
	ACTUAL ANNUAL	FYTD ACTUAL SEPT.	PROJECTED ANNUAL *	% Diff. ANNUAL *	FYTD ACTUAL SEPT.	% Diff. SEPT.
REVENUES						
General Property (Real Estate)	4,135,904	1,648,339	4,127,496	-0.20%	1,709,274	3.70%
Tangible Personal Property Tax	852,103	393,586	875,874	2.79%	412,155	N/A
Income Tax	1,774,266	623,762	1,809,752	2.00%	609,652	-2.26%
Unrestricted Grants-in-Aid	5,165,316	1,217,411	5,340,483	3.39%	1,358,027	11.55%
Restricted Grants-in-Aid **	172,498	48,119	186,011	7.83%	44,574	-7.37%
Property Tax Allocation (Homestead/Rollback)	686,646	332,387	686,551	-0.01%	289,768	0.00%
All Other Operating Revenue	668,964	142,563	680,550	1.73%	167,175	17.26%
Total Revenue	13,455,697	4,406,167	13,706,717	1.87%	4,590,625	4.19%
OTHER FINANCING SOURCES						
Operating Transfers-In	3	-	-	-100.00%	-	0.00%
Advances-In	74,569	74,569	53,427	-28.35%	53,427	-28.35%
All Other Financial Sources	25,325	2,424	28,500	12.54%	809	N/A
Total Other Financing Sources	99,897	76,993	81,927	-17.99%	54,236	-29.56%
Total Revenues and Other Financing Sources	13,555,594	4,483,160	13,788,644	1.72%	4,644,861	3.61%
EXPENDITURES						
Personal Services	6,155,141	1,371,867	6,485,700	5.37%	1,615,648	17.77%
Employees' Retirement/Insurance Benefits	2,886,545	689,748	3,119,039	8.05%	731,679	6.08%
Purchased Services	2,141,452	633,513	2,338,618	9.21%	635,223	0.27%
Supplies and Materials	429,101	167,903	590,824	37.69%	146,203	-12.92%
Capital Outlay	542,333	288,109	233,175	-57.01%	191,894	-33.40%
Other Objects	275,208	46,094	301,841	9.68%	72,995	58.36%
Total Expenditures	12,429,780	3,197,234	13,069,197	5.14%	3,393,642	6.14%
OTHER FINANCING USES						
Operational Transfers - Out	53,427	-	1,000	-98.13%	-	0.00%
All Other Financing Uses	-	-	-	-	-	-
Total Other Financing Uses	53,427	-	1,000	-98.13%	-	0.00%
Total Expenditures and Other Financing Uses	12,483,207	3,197,234	13,070,197	4.70%	3,393,642	6.14%
Excess Rev. & Other Fin. Sources Over (Under) Exp.	1,072,387	1,285,926	718,447	-33.00%	1,251,219	-2.70%
Beginning Cash Balance	3,237,908	3,237,908	4,310,291	33.12%	4,310,291	33.12%
Ending Cash Balance	\$ 4,310,295	\$ 4,523,834	\$ 5,028,738	16.67%	\$ 5,561,510	22.94%
Outstanding Encumbrances	195,982	1,538,783	-	-100.00%	1,178,251	-23.43%
Ending Unencumbered Cash Balance	\$ 4,114,313	\$ 2,985,051	\$ 5,028,738	22.23%	\$ 4,383,259	46.84%

Date: 10/04/2016
 Time: 1:44 pm

LOUDONVILLE-PERRYSVILLE EX VI
 Financial Report by Fund/Fund/SCC

Fund #	Fund Description	FYTD Receipts	MTD Expenditures	FYTD Expenditures	Current Fund Balance	Current Encumbrances	Unencumbered Fund Balance	Bank Code
001 0000	GENERAL							
	4,300,459.21	500,009.93	4,389,860.07	1,348,213.84	3,242,364.59	5,447,954.69	1,090,763.68	4,357,191.01
001 9992	CAPITAL/MAINTENANCE - SET-ASIDE							
	9,832.18	0.00	255,000.00	63,541.30	151,276.66	113,555.52	87,487.33	26,068.19
	TOTAL FOR Fund 001 - GENERAL:							
	4,310,291.39	500,009.93	4,644,860.07	1,411,755.14	3,393,641.25	5,561,510.21	1,178,251.01	4,383,259.20
003 0000	PERMANENT IMPROVEMENT							
	199,649.50	0.00	111,514.27	16,527.01	174,603.75	136,560.02	120.00	136,440.02
	TOTAL FOR Fund 003 - PERMANENT IMPROVEMENT:							
	199,649.50	0.00	111,514.27	16,527.01	174,603.75	136,560.02	120.00	136,440.02
006 0000	FOOD SERVICES							
	0.00	19,943.00	31,784.15	48,331.82	146,209.78	114,425.63-	178,440.17	292,865.80-
	TOTAL FOR Fund 006 - FOOD SERVICE:							
	0.00	19,943.00	31,784.15	48,331.82	146,209.78	114,425.63-	178,440.17	292,865.80-
007 9001	YOUNG TRUST							
	6,285.04	0.00	0.00	633.00	633.00	5,652.04	712.60	4,939.44
007 9002	HUGO H. & MABEL B. YOUNG O/S CITIZEN SCHOLAR.							
	750.00	0.00	20,000.00	0.00	20,000.00	750.00	0.00	750.00
007 9004	MILESTONE BENEFITS - STUDENT SCHOLARSHIP FUND							
	3,000.00	0.00	0.00	0.00	0.00	3,000.00	3,000.00	0.00
007 9007	HEATHER DERRENBERGER SCHOLARSHIP-LONG LAKE, IN							
	500.00	500.00	500.00	500.00	500.00	500.00	500.00	0.00
007 9008	YEAGER SCHOLARSHIP - SPECIAL TRUST							
	1,000.00	0.00	0.00	0.00	1,000.00	0.00	0.00	0.00
007 9010	PEPSI SCHOLARSHIP							
	2,314.00	0.00	0.00	0.00	0.00	2,314.00	1,500.00	814.00
007 9014	FRATERNAL ORDER OF EAGLES SCHOLARSHIP							
	6,250.00	0.00	0.00	0.00	500.00	5,750.00	3,750.00	2,000.00
007 9813	C.E. BUDD TEACHER'S LOUNGE							
	421.30	70.00	70.00	0.00	0.00	491.30	0.00	491.30
007 9814	TEACHERS STUDY LOUNGE-HIGH SCHOOL							
	228.75	0.00	61.80	0.00	0.00	290.55	1,400.00	1,109.45-

*** NOTE!! ONLY ACTIVE ACCOUNTS HAVE BEEN SELECTED, TOTALS MAY EXCLUDE AMOUNTS THAT ARE RELATED TO INACTIVE ACCOUNTS.

Date: 10/04/2016
 Time: 1:44 pm

LOUDONVILLE-PERRYSVILLE EX VI
 Financial Report by Fund/Fund/SCC

Page: 2
 (FINSUM)

Fund #	Fund Description	FYTD Receipts	MTD Expenditures	FYTD Expenditures	Current Fund Balance	Current Encumbrances	Unencumbered Fund Balance	Bank Code	
007 9815	PJHS FACULTY LOUNGE FUND	13.44	0.00	0.00	13.44	0.00	13.44		
007 9816	UNCLAIMED FUNDS (STALE-DATED CHECKS)	3,942.74	0.00	0.00	3,942.74	0.00	3,942.74		
	TOTAL FOR Fund 007 - SPECIAL TRUST:	24,705.27	570.00	20,631.80	1,133.00	22,633.00	22,704.07	10,862.60	11,841.47
009 0000	UNIFORM SUPPLIES	0.00	98.15	124.70	0.00	2,922.57	2,797.87-	0.00	2,797.87-
	TOTAL FOR Fund 009 - UNIFORM SCHOOL SUPPLIES:	0.00	98.15	124.70	0.00	2,922.57	2,797.87-	0.00	2,797.87-
014 9021	MOHICAN YOUTH ACADEMY	64,560.68	10,753.08	63,401.47	76,851.92	174,659.14	46,696.99-	728,556.00	775,252.99-
	TOTAL FOR Fund 014 - ROTARY-INTERNAL SERVICES:	64,560.68	10,753.08	63,401.47	76,851.92	174,659.14	46,696.99-	728,556.00	775,252.99-
018 9801	PUBLIC SCHOOL SUPPORT FUND-PERRYSVILLE	8,132.72	0.00	0.00	100.00	612.10-	8,744.82	4,140.95	4,603.87
018 9802	PUBLIC SCHOOL SUPPORT FUND-MCMULLEN	16,868.57	810.95	3,028.95	518.35	518.35	19,379.17	0.00	19,379.17
018 9803	PUBLIC SCHOOL SUPPORT FUND-BUDD	2,758.84	0.00	21.90	258.78	399.43	2,381.31	146.86	2,234.45
018 9804	PUBLIC SCHOOL SUPPORT FUND-HIGH SCHOOL	5,026.81	0.00	0.00	55.55	694.40-	5,721.21	1,470.00	4,251.21
	TOTAL FOR Fund 018 - PUBLIC SCHOOL SUPPORT:	32,786.94	810.95	3,050.85	932.68	388.72-	36,226.51	5,757.81	30,468.70
019 9203	FIRST PRESBYTERIAN CHURCH: SCHOOL SUPPLIES	2,087.20	0.00	0.00	0.00	0.00	2,087.20	55.52	2,031.68
019 9401	HUGO & MABEL YOUNG FOUNDATION: IB SCHOOL FEES	800.00	0.00	0.00	0.00	0.00	800.00	0.00	800.00
019 9507	CHANBER OF COMMERCE: STUDENT NEEDS	150.00	0.00	0.00	0.00	0.00	150.00	0.00	150.00
019 9508	MOHICAN AREA COMMUNITY FUND: EXTRA CURRICULAR	1,844.00	0.00	0.00	0.00	0.00	1,844.00	0.00	1,844.00

*** NOTE!! ONLY ACTIVE ACCOUNTS HAVE BEEN SELECTED, TOTALS MAY EXCLUDE AMOUNTS THAT ARE RELATED TO INACTIVE ACCOUNTS.

Date: 10/04/2016
 Time: 1:44 pm

LOUDONVILLE-PERRYSVILLE EX VI
 Financial Report by Fund/Fund/SCC

Page: 3
 (FINSUM)

Fund #	Fund Description	FYTD Receipts	MTD Expenditures	FYTD Expenditures	Current Fund Balance	Current Encumbrances	Unencumbered Fund Balance	Bank Code
019 9509	YOUNG FOUNDATION GRANT: ROBOTICS LAB	189.66	0.00	90.54	99.12	0.00	99.12	
019 9602	ACCF GRANT: ASHBY LHS	846.40	0.00	107.34	739.06	0.00	739.06	
019 9604	FIRST ENERGY GRANT: GRIBBLE	72.93	0.00	0.00	72.93	0.00	72.93	
019 9605	KNIGHTS OF COLUMBUS: COATS FOR KIDS LHS	235.83	0.00	0.00	235.83	0.00	235.83	
019 9606	YOUNG FOUNDATION: STEM PROGRAM	3,472.49	0.00	3,462.74	9.75	0.00	9.75	
019 9701	MARTHA HOLDEN JENNINGS: CATES GRANT	0.00	2,740.00	0.00	2,740.00	2,733.10	6.90	
019 9702	L-P ENDOWMENT FUND	7,681.00	10,345.00	3,073.49	3,420.71	3,090.00	330.71	
019 9714	CHILDREN'S HUNGER ALLIANCE FY08	553.24	0.00	0.00	553.24	0.00	553.24	
	TOTAL FOR Fund 019 - OTHER GRANT:	17,932.75	13,085.00	3,073.49	12,751.84	5,878.62	6,873.22	
024 0000	EMPLOYEE HEALTH BENEFITS - SELF-INSURANCE	655,489.41	183,818.27	152,913.76	628,796.31	1,840.56	580,151.16	
	TOTAL FOR Fund 024 - EMPLOYEE BENEFITS SELF INS.:	655,489.41	183,818.27	152,913.76	628,796.31	1,840.56	580,151.16	
031 0000	UNDERGROUND STORAGE TANK FUND (BUSTR)	11,000.00	0.00	0.00	11,000.00	0.00	11,000.00	
	TOTAL FOR Fund 031 - UNDERGROUND STORAGE TANK FUND	11,000.00	0.00	0.00	11,000.00	0.00	11,000.00	
200 921A	FOREIGN LANGUAGE CLUB	423.99	0.00	0.00	423.99	0.00	423.99	
200 932A	F.C.C.L.A. (F.H.A.)	3,526.97	0.00	23.05	2,504.94	976.95	1,527.99	
200 933A	F.F.A.	713.68	2,842.86	165.09	3,081.45	19,622.06	16,540.61-	

*** NOTE!! ONLY ACTIVE ACCOUNTS HAVE BEEN SELECTED, TOTALS MAY EXCLUDE AMOUNTS THAT ARE RELATED TO INACTIVE ACCOUNTS.

Date: 10/04/2016
 Time: 1:44 pm

LOUDONVILLE-PERRYSVILLE EX VI
 Financial Report by Fund/Fund/SCC

Page: 4
 (FINSUM)

Fund #	Fund Description	FYTD Receipts	MTD Receipts	MTD Expenditures	FYTD Expenditures	Current Fund Balance	Current Encumbrances	Unencumbered Fund Balance	Bank Code
200 943A	DANCE TEAM	259.05	0.00	0.00	0.00	259.05	0.00	259.05	
200 961A	STUDENT COUNCIL	222.29	0.00	0.00	0.00	222.29	0.00	222.29	
200 961B	JR. HIGH STUDENT COUNCIL-PERRYSVILLE	432.65	0.00	0.00	0.00	432.65	0.00	432.65	
200 962A	ACADEMIC CHALLENGE	24.32	400.00	400.00	80.00	344.32	0.00	344.32	
200 965A	T.I. (TEEN INSTITUTE)	126.73	0.00	0.00	0.00	126.73	0.00	126.73	
200 966A	COUNCIL FOR EXCEPTIONAL CHILDREN-C.E.C. CLUB	839.96	0.00	0.00	0.00	839.96	0.00	839.96	
200 967K	CLASS OF 2016	2,173.00	0.00	7.00	2,180.00	0.00	0.00	0.00	
200 967L	CLASS OF 2017	1,106.00	409.00	837.00	0.00	1,943.00	222.00	1,721.00	
200 967M	CLASS OF 2018	644.60	53.00	172.00	39.92	776.68	110.08	666.60	
200 967N	CLASS OF 2019	266.00	42.00	119.00	0.00	385.00	0.00	385.00	
200 967O	CLASS OF 2020	0.00	55.00	174.00	0.00	174.00	75.00	99.00	
200 969A	REDBIRD	410.16	0.00	40.00	0.00	450.16	0.00	450.16	
200 971A	HONOR SOCIETY	212.96	1,241.00	1,241.00	445.00	1,008.96	672.00	336.96	
200 973A	LEO CLUB	762.73	0.00	0.00	0.00	350.96	411.77	250.00	161.77
200 974A	SKI CLUB	464.50	0.00	0.00	0.00	464.50	0.00	464.50	
200 975A	JOB SKILLS GROUP LHS	574.65	26.39	69.14	0.00	0.00	643.79	150.00	493.79

*** NOTE!! ONLY ACTIVE ACCOUNTS HAVE BEEN SELECTED, TOTALS MAY EXCLUDE AMOUNTS THAT ARE RELATED TO INACTIVE ACCOUNTS.

Date: 10/04/2016
 Time: 1:44 pm

LOUDONVILLE-PERRYSVILLE EX VI
 Financial Report by Fund/Fund/SCC

Fund #	Fund Description	FYTD Receipts	MTD Expenditures	FYTD Expenditures	Current Fund Balance	Current Encumbrances	Unencumbered Fund Balance	Bank Code	
200	976A LHS PROM FUND	1,575.39	0.00	0.00	1,575.39	48.00	1,527.39		
	TOTAL FOR Fund 200 - STUDENT MANAGED ACTIVITY:	14,759.63	5,069.25	6,112.00	2,933.06	4,803.00	16,068.63	22,126.09	6,057.46-
300	913A DRAMA CLUB	5,965.70	0.00	0.00	0.00	0.00	5,965.70	450.00	5,515.70
300	940A MUSIC DEPARTMENT	9,222.26	110.00	110.00	0.00	0.00	9,332.26	0.00	9,332.26
300	950A ATHLETIC FUND - HIGH SCHOOL	15,532.58	20,355.50	28,707.70	15,123.95	35,817.66	8,422.62	52,617.72	44,195.10-
300	950B ATHLETIC FUND - PERRYSVILLE JUNIOR HIGH	6,804.87	1,136.00	2,034.00	972.91	7,842.72	996.15	9,375.00	8,378.85-
300	968A YEARBOOK FUND HIGH SCHOOL	1,519.16	270.00	270.00	0.00	0.00	1,789.16	0.00	1,789.16
	TOTAL FOR Fund 300 - DISTRICT MANAGED ACTIVITY:	39,044.57	21,871.50	31,121.70	16,096.86	43,660.38	26,505.89	62,442.72	35,936.83-
461	9116 HSTW GRANT FY2016	0.00	0.00	1,509.24	0.00	1,509.24	0.00	0.00	0.00
461	9117 HSTW GRANT FY2017	0.00	35.00	35.00	177.66	212.66	177.66-	1,588.56	1,766.22-
	TOTAL FOR Fund 461 - VOCATIONAL EDUC. ENHANCEMENTS	0.00	35.00	1,544.24	177.66	1,721.90	177.66-	1,588.56	1,766.22-
516	9116 IDEA-B SPECIAL EDUCATION FY2016	11,878.46-	16,661.32	47,356.07	2,155.15-	35,477.61	0.00	0.00	0.00
516	9117 IDEA-B SPECIAL EDUCATION FY2017	0.00	6,886.74	6,886.74	26,804.47	26,804.47	19,917.73-	0.00	19,917.73-
	TOTAL FOR Fund 516 - IDEA PART B GRANTS:	11,878.46-	23,548.06	54,242.81	24,649.32	62,282.08	19,917.73-	0.00	19,917.73-
536	9116 TITLE I SCHOOL IMPROVEMENT GRANT FY16	0.00	1,876.31	3,752.69	0.00	3,752.69	0.00	0.00	0.00
	TOTAL FOR Fund 536 - TITLE I SCHOOL IMPROVEMENT A:	0.00	1,876.31	3,752.69	0.00	3,752.69	0.00	0.00	0.00

*** NOTE!! ONLY ACTIVE ACCOUNTS HAVE BEEN SELECTED, TOTALS MAY EXCLUDE AMOUNTS THAT ARE RELATED TO INACTIVE ACCOUNTS.

Date: 10/04/2016
 Time: 1:44 pm

LOUDONVILLE-PERRYSVILLE EX VI
 Financial Report by Fund/Fund/SCC

Fund #	Fund Description	FYTD Receipts	MTD Expenditures	FYTD Expenditures	Current Fund Balance	Current Encumbrances	Unencumbered Fund Balance	Bank Code
572 9116	TITLE I: FY16							
	17,387.90-	31,077.87	80,814.04	2,250.00	65,676.14	2,250.00-	0.00	2,250.00-
572 9117	TITLE I: FY17							
	0.00	9,386.61	9,386.61	36,312.01	36,312.01	26,925.40-	0.00	26,925.40-
572 9216	TITLE I - D MYA FY16							
	0.00	6,441.66	15,114.95	3,220.69	18,335.64	3,220.69-	0.00	3,220.69-
572 9217	TITLE I - D MYA FY17							
	0.00	2,285.72	2,285.72	5,913.33	8,199.05	5,913.33-	109,825.56	115,738.89-
	TOTAL FOR Fund 572 - TITLE I DISADVANTAGED CHILDRE							
	17,387.90-	49,191.86	107,601.32	47,696.03	128,522.84	38,309.42-	109,825.56	148,134.98-
590 9116	TITLE II-A: IMPROVING TEACH. QUALITY - FY16							
	1,705.01-	3,037.98	7,781.09	0.00	6,076.08	0.00	0.00	0.00
590 9117	TITLE II-A: IMPROVING TEACH. QUALITY - FY17							
	0.00	1,338.35	1,338.35	4,640.79	4,640.79	3,302.44-	0.00	3,302.44-
	TOTAL FOR Fund 590 - IMPROVING TEACHER QUALITY:							
	1,705.01-	4,376.33	9,119.44	4,640.79	10,716.87	3,302.44-	0.00	3,302.44-
599 9116	TITLE VI-B RURAL & LOW INCOME FY16							
	650.76-	9.29	1,886.01	13,707.50	14,942.75	13,707.50-	0.00	13,707.50-
	TOTAL FOR Fund 599 - MISCELLANEOUS FED. GRANT FUND							
	650.76-	9.29	1,886.01	13,707.50	14,942.75	13,707.50-	0.00	13,707.50-
	GRAND TOTALS:							
	5,338,598.01	824,720.98	5,659,131.14	1,821,420.04	4,831,745.50	6,165,983.65	2,305,689.70	3,860,293.95

*** NOTE!! ONLY ACTIVE ACCOUNTS HAVE BEEN SELECTED, TOTALS MAY EXCLUDE AMOUNTS THAT ARE RELATED TO INACTIVE ACCOUNTS.

Date: 10/04/16
 Time: 1:44 pm

LOUDONVILLE-PERRYSVILLE EX VI
 Revenue Account Summary
 SORTED BY FUND-SCC

Page: 1
 (REVSUM)

Account Number FND RCPT SCC SUBJ OU	Description	FYTD Receivable	FYTD Actual Receipts	MTD Actual Receipts	YTD Actual Receipts	FYTD Balance Receivable	FYTD Percent Received
001 1111 0000 000000 000	REAL ESTATE TAX - ASHLAND COUNTY	0.00	1,071,810.97	0.00	3,030,483.91	1,071,810.97-	0.00
001 1122 0000 000000 000	PERSONAL PROPERTY TAX - ASHLAND CO.	715,858.00	343,921.63	0.00	727,690.80	371,936.37	48.04
001 1130 0000 000000 000	SCHOOL DISTRICT INCOME TAX	1,827,494.00	609,652.14	0.00	1,388,988.21	1,217,841.86	33.36
001 1190 0000 000000 000	MOBILE HOME TAX - ASHLAND	13,750.00	7,449.17	0.00	13,981.47	6,300.83	54.18
001 1221 0000 000000 000	TUITION - RECEIVED FROM OTHER DISTRICTS	14,000.00	10,202.49	0.00	19,300.99	3,797.51	72.87
001 1223 0000 000000 000	SPECIAL EDUCATION TUITION, EXCESS COSTS	12,000.00	16,100.41	0.00	30,601.93	4,100.41-	134.17
001 1227 0000 000000 000	OPEN ENROLLMENT - RECEIVED FROM OTHER DIST.	440,000.00	109,226.73	36,371.44	331,295.39	330,773.27	24.82
001 1390 0000 000000 000	TRANSPORTATION FEES	3,000.00	1,382.39	1,382.39	1,562.39	1,617.61	46.08
001 1410 0000 000000 000	INTEREST	23,000.00	3,878.69	1,618.73	18,720.35	19,121.31	16.86
001 1810 0000 000000 000	BUILDING & EQUIPMENTAL RENTAL	500.00	80.00	0.00	672.24	420.00	16.00
001 1933 0000 000000 000	SALE OF PROPERTY	1,000.00	0.00	0.00	320.40	1,000.00	0.00
001 3110 0000 000000 000	SCHOOL FOUNDATION PROGRAM	0.00	756,490.82	250,850.72	2,199,215.99	756,490.82-	0.00
001 3110 0000 000000 201	SCH. FOUND-SPECIAL ED WEIGHTED AID	0.00	134,109.47	44,703.16	399,919.45	134,109.47-	0.00
001 3110 0000 000000 202	SCH.FOUNDATION - K-3 LITERACY	0.00	16,608.14	5,536.05	47,042.95	16,608.14-	0.00
001 3110 0000 000000 203	SCH. FOUNDATION - CAPACITY AID	0.00	57,371.94	19,093.69	151,662.32	57,371.94-	0.00
001 3110 0000 000000 204	PUPIL TRANSPORTATION	0.00	97,614.90	32,538.01	244,521.97	97,614.90-	0.00

*** NOTE!! ONLY ACTIVE ACCOUNTS HAVE BEEN SELECTED, TOTALS MAY EXCLUDE AMOUNTS THAT ARE RELATED TO INACTIVE ACCOUNTS. ***

Date: 10/04/16
 Time: 1:44 pm

LOUDONVILLE-PERRYSVILLE EX VI
 Revenue Account Summary
 SORTED BY FUND-SCC

Page: 2
 (REVSUM)

Account Number FND RCPT SCC SUBJ OU	Description	FYTD Receivable	FYTD Actual Receipts	MTD Actual Receipts	YTD Actual Receipts	FYTD Balance Receivable	FYTD Percent Received
001 3110 0000 000000 205	SCHOOL FOUNDATION - LEP	0.00	457.03	152.35	666.83	457.03-	0.00
001 3110 0000 000000 206	SCH.FOUNDATION - TARGETED ASSISTANCE	0.00	214,166.37	70,964.22	588,433.88	214,166.37-	0.00
001 3110 0000 000000 207	SPECIAL ED. TRANSPORTATION-SCHOOL FOUNDATION	0.00	4,539.96	1,513.32	13,689.53	4,539.96-	0.00
001 3110 0000 000000 208	SCH. FOUNDATION - THIRD GRADE READING BONUS	0.00	0.00	0.00	13,505.97	0.00	0.00
001 3110 0000 000000 209	SCH.FOUNDATION - GIFTED SUPPLEMENT	0.00	14,923.62	4,974.54	44,159.77	14,923.62-	0.00
001 3110 0000 000000 210	SCH. FOUNDATION - GRADUATION BONUS	0.00	0.00	0.00	14,908.04	0.00	0.00
001 3110 0000 000000 211	SCHOOL FOUNDATION - PRESCHOOL	0.00	30,342.25	9,948.68	91,330.56	30,342.25-	0.00
001 3131 0000 000000 000	10% AND 2.5% ROLLBACK	0.00	212,836.79	1,377.00	433,845.80	212,836.79-	0.00
001 3132 0000 000000 000	HOMESTEAD EXEMPTION	0.00	76,930.88	0.00	154,410.03	76,930.88-	0.00
001 3135 0000 000000 000	TPP TAX REPLACEMENT FUNDS	87,997.95	0.00	0.00	43,998.98	87,997.95	0.00
001 3190 0000 000000 000	CASINO REVENUE	60,000.00	31,402.61	0.00	60,130.76	28,597.39	52.34
001 3211 0000 000000 000	SCH. FOUNDATION - ECONOMICALLY DISADVANTAGED	0.00	24,068.16	7,990.32	46,993.23	24,068.16-	0.00
001 3219 0000 000000 000	SCHOOL FOUNDATION CAREER TECH & CATASTROPHIC	0.00	20,505.57	6,800.34	73,023.19	20,505.57-	0.00
001 4220 0000 000000 000	RESTRICTED-GRANT-FEDERAL THRU STATE-CAFS-MED	50,000.00	5,727.69	1,391.14	86,795.74	44,272.31	11.46
001 5100 0000 000000 000	TRANSFER IN	0.00	0.00	0.00	2.59	0.00	0.00
001 5220 0000 000000 000	RETURN OF ADVANCE	0.00	53,426.67	0.00	53,426.67	53,426.67-	0.00

*** NOTE!! ONLY ACTIVE ACCOUNTS HAVE BEEN SELECTED, TOTALS MAY EXCLUDE AMOUNTS THAT ARE RELATED TO INACTIVE ACCOUNTS. ***

Date: 10/04/16
 Time: 1:44 pm

LOUDONVILLE-PERRYSVILLE EX VI
 Revenue Account Summary
 SORTED BY FUND-SCC

Page: 3
 (REVSUM)

Account Number FND RCPT SCC SUBJ OU	Description	FYTD Receivable	FYTD Actual Receipts	MTD Actual Receipts	YTD Actual Receipts	FYTD Balance Receivable	FYTD Percent Received
001 5300 0000 000000 000	REFUND-PRIOR YEAR EXP. 27,500.00		808.66	808.66	23,389.91	26,691.34	2.94
001 1740 0001 000000 000	CLASSROOM FEES - MC MULLEN ELEMENTARY 5,600.00		0.00	0.00	1,325.00	5,600.00	0.00
001 1890 0001 000000 000	OTHER LOCAL SOURCES - MISC. 21,000.00		3,241.32	531.00	17,526.62	17,758.68	15.43
001 1890 0001 000000 021	OTHER LOCAL SOURCES - MYA RESIDENT DISTRICTS 27,000.00		1,889.53	320.92	17,552.70	25,110.47	7.00
001 1111 0002 000000 000	REAL ESTATE TAXES - HOLMES 0.00		254,251.67	0.00	616,752.39	254,251.67-	0.00
001 1122 0002 000000 000	PERSONAL PROPERTY TAX - HOLMES 61,097.00		30,221.18	0.00	64,613.40	30,875.82	49.46
001 1190 0002 000000 000	MOBILE HOME TAX - HOLMES 4,300.00		1,439.16	0.00	3,882.67	2,860.84	33.47
001 1740 0002 000000 000	CLASSROOM FEES - BUDD ELEMENTARY 3,900.00		1,510.00	250.00	3,165.00	2,390.00	38.72
001 1111 0003 000000 000	REAL ESTATE TAXES - KNOX 0.00		72,250.16	0.00	163,045.88	72,250.16-	0.00
001 1122 0003 000000 000	PERSONAL PROPERTY TAX - KNOX 30,116.00		15,467.32	0.00	31,714.89	14,648.68	51.36
001 1190 0003 000000 000	MOBILE HOME TAX - KNOX 1,000.00		0.00	0.00	324.77	1,000.00	0.00
001 1740 0003 000000 000	CLASSROOM FEES - PERRYSVILLE JR. HIGH 3,000.00		1,623.00	130.00	2,810.50	1,377.00	54.10
001 1111 0004 000000 000	REAL ESTATE TAXES - RICHLAND 0.00		55,961.55	0.00	145,571.03	55,961.55-	0.00
001 1122 0004 000000 000	PERSONAL PROPERTY TAX - RICHLAND 45,031.00		22,545.28	0.00	46,652.91	22,485.72	50.07
001 1740 0004 000000 000	CLASSROOM FEES - HIGH SCHOOL 10,000.00		3,423.75	763.25	10,508.25	6,576.25	34.24

*** NOTE!! ONLY ACTIVE ACCOUNTS HAVE BEEN SELECTED, TOTALS MAY EXCLUDE AMOUNTS THAT ARE RELATED TO INACTIVE ACCOUNTS. ***

LOUDONVILLE-PERRYSVILLE EX VI
 Revenue Account Summary
 SORTED BY FUND-SCC

Account Number FND RCPT SCC SUBJ OU	Description	FYTD Receivable	FYTD Actual Receipts	MTD Actual Receipts	YTD Actual Receipts	FYTD Balance Receivable	FYTD Percent Received
*****TOTAL FOR FUND-SCC 001 0000 (GENERAL):							
Ex Tr/Ad		3,488,143.95	4,336,433.40	500,009.93	11,420,708.99	848,289.45-	124.32
In Tr/Ad		3,488,143.95	4,389,860.07	500,009.93	11,474,138.25	901,716.12-	125.85
=====							
001 1111 9992 000000 000	REAL ESTATE TAX - ASHLAND	0.00	255,000.00	0.00	240,986.23	255,000.00-	0.00
*****TOTAL FOR FUND-SCC 001 9992 (CAPITAL/MAINTENANCE - SET-ASIDE):							
Ex Tr/Ad		0.00	255,000.00	0.00	240,986.23	255,000.00-	0.00
In Tr/Ad		0.00	255,000.00	0.00	240,986.23	255,000.00-	0.00
=====							
003 1111 0000 000000 000	PERMANENT IMPROVEMENT - R.E.	216,000.00	91,226.46	0.00	220,070.81	124,773.54	42.23
003 1122 0000 000000 000	PERMANENT IMPROVEMENT - PERSONAL PROPERTY	27,100.00	16,139.73	0.00	33,462.55	10,960.27	59.56
003 1190 0000 000000 000	PERMANENT IMPROVEMENT - MOBILE HOME TAX	1,100.00	478.77	0.00	890.13	621.23	43.52
003 3132 0000 000000 000	HOMESTEAD EXEMPTION	7,800.00	3,669.31	0.00	7,367.76	4,130.69	47.04
003 3135 0000 000000 000	TPP FIXED RATE PAYMENT PI FUND	4,163.50	0.00	0.00	2,081.75	4,163.50	0.00
*****TOTAL FOR FUND-SCC 003 0000 (PERMANENT IMPROVEMENT):							
Ex Tr/Ad		256,163.50	111,514.27	0.00	263,873.00	144,649.23	43.53
In Tr/Ad		256,163.50	111,514.27	0.00	263,873.00	144,649.23	43.53
=====							
006 1511 0000 000000 000	STUDENT - SALE OF BREAKFAST	5,700.00	662.40	532.90	4,050.95	5,037.60	11.62
006 1512 0000 000000 000	STUDENTS - SALE OF TYPE A LUNCHES	132,000.00	23,310.64	12,852.64	92,849.85	108,689.36	17.66
006 1513 0000 000000 000	STUDENTS - SALE OF ALA-CARTE	43,000.00	5,861.79	4,844.19	28,993.88	37,138.21	13.63
006 1514 0000 000000 000	STUDENTS - SALE OF MILK	1,700.00	316.00	263.00	1,211.50	1,384.00	18.59

*** NOTE!! ONLY ACTIVE ACCOUNTS HAVE BEEN SELECTED, TOTALS MAY EXCLUDE AMOUNTS THAT ARE RELATED TO INACTIVE ACCOUNTS. ***

Date: 10/04/16
 Time: 1:44 pm

LOUDONVILLE-PERRYSVILLE EX VI
 Revenue Account Summary
 SORTED BY FUND-SCC

Account Number FND RCPT SCC SUBJ OU	Description	FYTD Receivable	FYTD Actual Receipts	MTD Actual Receipts	YTD Actual Receipts	FYTD Balance Receivable	FYTD Percent Received
006 1523 0000 000000 000	ADULT - SALE OF ALA CARTE 6,300.00		975.30	806.25	4,354.05	5,324.70	15.48
006 1890 0000 000000 000	MISCELLANEOUS - LUNCHES -HEAD START-KNO-HO-CO 300.00		14.00	0.00	272.22	286.00	4.67
006 3213 0000 000000 000	STATE RECEIPTS 5,000.00		644.02	644.02	5,224.63	4,355.98	12.88
006 3219 0000 000000 000	SCHOOL BREAKFAST GRANT 150.00		0.00	0.00	146.40	150.00	0.00
006 4120 0000 000000 000	FEDERAL LUNCH REIMBURSEMENT 200,000.00		0.00	0.00	144,730.80	200,000.00	0.00
006 4139 0000 000000 000	FEDERAL BREAKFAST REIMBURSEMENT 37,000.00		0.00	0.00	27,810.64	37,000.00	0.00
006 5210 0000 000000 000	FOOD SERVICE - ADVANCE IN 0.00		0.00	0.00	53,426.67	0.00	0.00
006 5300 0000 000000 000	FOOD SERVICE REFND OF PRIOR YEAR EXPENDITUR 500.00		0.00	0.00	519.42	500.00	0.00
*****TOTAL FOR FUND-SCC 006 0000 (FOOD SERVICES):							
Ex Tr/Ad		431,650.00	31,784.15	19,943.00	310,164.34	399,865.85	7.36
In Tr/Ad		431,650.00	31,784.15	19,943.00	363,591.01	399,865.85	7.36
=====							
007 1890 9001 000000 000	SPECIAL TRUST - 007 YOUNG TRUST 3,000.00		0.00	0.00	3,000.00	3,000.00	0.00
*****TOTAL FOR FUND-SCC 007 9001 (YOUNG TRUST):							
Ex Tr/Ad		3,000.00	0.00	0.00	3,000.00	3,000.00	0.00
In Tr/Ad		3,000.00	0.00	0.00	3,000.00	3,000.00	0.00
=====							
007 1890 9002 000000 000	HUGO H. &MABLE B.YOUNG O/S CITIZEN SCHOLARSH 20,000.00		20,000.00	0.00	20,000.00	0.00	100.00
*****TOTAL FOR FUND-SCC 007 9002 (HUGO H. & MABEL B. YOUNG O/S CITIZEN SCHOLAR.):							
Ex Tr/Ad		20,000.00	20,000.00	0.00	20,000.00	0.00	100.00
In Tr/Ad		20,000.00	20,000.00	0.00	20,000.00	0.00	100.00
=====							

*** NOTE!! ONLY ACTIVE ACCOUNTS HAVE BEEN SELECTED, TOTALS MAY EXCLUDE AMOUNTS THAT ARE RELATED TO INACTIVE ACCOUNTS. ***

Date: 10/04/16
 Time: 1:44 pm

LOUDONVILLE-PERRYSVILLE EX VI
 Revenue Account Summary
 SORTED BY FUND-SCC

Account Number FND RCPT SCC SUBJ OU	Description	FYTD Receivable	FYTD Actual Receipts	MTD Actual Receipts	YTD Actual Receipts	FYTD Balance Receivable	FYTD Percent Received
007 1890 9004 000000 000	MILESTONE BENEFITS-STUDENT SCHOLARSHIP FUND	2,000.00	0.00	0.00	2,000.00	2,000.00	0.00
*****TOTAL FOR FUND-SCC 007 9004 (MILESTONE BENEFITS - STUDENT SCHOLARSHIP FUND):							
Ex Tr/Ad		2,000.00	0.00	0.00	2,000.00	2,000.00	0.00
In Tr/Ad		2,000.00	0.00	0.00	2,000.00	2,000.00	0.00
=====							
007 1890 9007 000000 000	HEATHER DERRENBERGER SCHOLARSHIP - LONG LAKE	0.00	500.00	500.00	500.00	500.00-	0.00
*****TOTAL FOR FUND-SCC 007 9007 (HEATHER DERRENBERGER SCHOLARSHIP-LONG LAKE,IN):							
Ex Tr/Ad		0.00	500.00	500.00	500.00	500.00-	0.00
In Tr/Ad		0.00	500.00	500.00	500.00	500.00-	0.00
=====							
007 1890 9008 000000 000	YEAGER SCHOLARSHIP - SPECIAL TRUST	1,000.00	0.00	0.00	1,000.00	1,000.00	0.00
*****TOTAL FOR FUND-SCC 007 9008 (YEAGER SCHOLARSHIP - SPECIAL TRUST):							
Ex Tr/Ad		1,000.00	0.00	0.00	1,000.00	1,000.00	0.00
In Tr/Ad		1,000.00	0.00	0.00	1,000.00	1,000.00	0.00
=====							
007 1890 9014 000000 004	FRATERNAL ORDER OF EAGLES SCHOLARSHIP	3,000.00	0.00	0.00	3,000.00	3,000.00	0.00
*****TOTAL FOR FUND-SCC 007 9014 (FRATERNAL ORDER OF EAGLES SCHOLARSHIP):							
Ex Tr/Ad		3,000.00	0.00	0.00	3,000.00	3,000.00	0.00
In Tr/Ad		3,000.00	0.00	0.00	3,000.00	3,000.00	0.00
=====							
007 1890 9813 000000 002	TEACHERS STUDY LOUNGE-BUDD	200.00	70.00	70.00	90.00	130.00	35.00
*****TOTAL FOR FUND-SCC 007 9813 (C.E. BUDD TEACHER'S LOUNGE):							
Ex Tr/Ad		200.00	70.00	70.00	90.00	130.00	35.00
In Tr/Ad		200.00	70.00	70.00	90.00	130.00	35.00
=====							
007 1890 9814 000000 004	TEACHERS STUDY LOUNGE-HIGH SCHOOL	500.00	61.80	0.00	156.18	438.20	12.36

*** NOTE!! ONLY ACTIVE ACCOUNTS HAVE BEEN SELECTED, TOTALS MAY EXCLUDE AMOUNTS THAT ARE RELATED TO INACTIVE ACCOUNTS. ***

LOUDONVILLE-PERRYSVILLE EX VI
 Revenue Account Summary
 SORTED BY FUND-SCC

Account Number FND RCPT SCC SUBJ OU	Description	FYTD Receivable	FYTD Actual Receipts	MTD Actual Receipts	YTD Actual Receipts	FYTD Balance Receivable	FYTD Percent Received
*****TOTAL FOR FUND-SCC 007 9814 (TEACHERS STUDY LOUNGE-HIGH SCHOOL):							
Ex Tr/Ad		500.00	61.80	0.00	156.18	438.20	12.36
In Tr/Ad		500.00	61.80	0.00	156.18	438.20	12.36
=====							
007 5300 9816 000000 000	REFUND OF PRIOR YEAR RECEIPT: STALE CHECKS	0.00	0.00	0.00	450.16	0.00	0.00
*****TOTAL FOR FUND-SCC 007 9816 (UNCLAIMED FUNDS (STALE-DATED CHECKS)):							
Ex Tr/Ad		0.00	0.00	0.00	450.16	0.00	0.00
In Tr/Ad		0.00	0.00	0.00	450.16	0.00	0.00
=====							
009 1710 0000 000000 000	SALE OF SUPPLIES	6,000.00	124.70	98.15	1,745.65	5,875.30	2.08
*****TOTAL FOR FUND-SCC 009 0000 (UNIFORM SUPPLIES):							
Ex Tr/Ad		6,000.00	124.70	98.15	1,745.65	5,875.30	2.08
In Tr/Ad		6,000.00	124.70	98.15	1,745.65	5,875.30	2.08
=====							
014 1229 9021 000000 021	MYA TUITION	850,000.00	63,401.47	10,753.08	590,742.30	786,598.53	7.46
*****TOTAL FOR FUND-SCC 014 9021 (MOHICAN YOUTH ACADEMY):							
Ex Tr/Ad		850,000.00	63,401.47	10,753.08	590,742.30	786,598.53	7.46
In Tr/Ad		850,000.00	63,401.47	10,753.08	590,742.30	786,598.53	7.46
=====							
018 1626 9801 000000 003	ADMISSIONS-PERRYSVILLE	1,200.00	0.00	0.00	428.00	1,200.00	0.00
*****TOTAL FOR FUND-SCC 018 9801 (PUBLIC SCHOOL SUPPORT FUND-PERRYSVILLE):							
Ex Tr/Ad		1,200.00	0.00	0.00	428.00	1,200.00	0.00
In Tr/Ad		1,200.00	0.00	0.00	428.00	1,200.00	0.00
=====							
018 1626 9802 000000 001	ADMISSIONS-MCMULLEN	14,000.00	3,028.95	810.95	10,094.07	10,971.05	21.64

*** NOTE!! ONLY ACTIVE ACCOUNTS HAVE BEEN SELECTED, TOTALS MAY EXCLUDE AMOUNTS THAT ARE RELATED TO INACTIVE ACCOUNTS. ***

Date: 10/04/16
 Time: 1:44 pm

LOUDONVILLE-PERRYSVILLE EX VI
 Revenue Account Summary
 SORTED BY FUND-SCC

Page: 8
 (REVSUM)

Account Number FND RCPT SCC SUBJ OU	Description	FYTD Receivable	FYTD Actual Receipts	MTD Actual Receipts	YTD Actual Receipts	FYTD Balance Receivable	FYTD Percent Received
*****TOTAL FOR FUND-SCC 018 9802 (PUBLIC SCHOOL SUPPORT FUND-MCMULLEN):							
Ex Tr/Ad		14,000.00	3,028.95	810.95	10,094.07	10,971.05	21.64
In Tr/Ad		14,000.00	3,028.95	810.95	10,094.07	10,971.05	21.64
=====							
018 1626 9803 000000 002	ADMISSIONS-BUDD	2,728.00	21.90	0.00	3,784.01	2,706.10	0.80
018 1626 9803 000000 602	MOHICAN OUT-DOOR-SCHOOL - C.E.BUDD	1,920.00	0.00	0.00	0.00	1,920.00	0.00
*****TOTAL FOR FUND-SCC 018 9803 (PUBLIC SCHOOL SUPPORT FUND-BUDD):							
Ex Tr/Ad		4,648.00	21.90	0.00	3,784.01	4,626.10	0.47
In Tr/Ad		4,648.00	21.90	0.00	3,784.01	4,626.10	0.47
=====							
018 1626 9804 000000 004	SALES - HIGH SCHOOL	0.00	0.00	0.00	1,953.62	0.00	0.00
018 5100 9804 000000 004	TRANSFER IN- 018 - H/S	3,300.00	0.00	0.00	0.00	3,300.00	0.00
*****TOTAL FOR FUND-SCC 018 9804 (PUBLIC SCHOOL SUPPORT FUND-HIGH SCHOOL):							
Ex Tr/Ad		0.00	0.00	0.00	1,953.62	0.00	0.00
In Tr/Ad		3,300.00	0.00	0.00	1,953.62	3,300.00	0.00
=====							
019 1820 9203 000000 000	FIRST PRESBYTERIAN CHURCH: SCHOOL SUP DONATE	600.00	0.00	0.00	300.00	600.00	0.00
*****TOTAL FOR FUND-SCC 019 9203 (FIRST PRESBYTERIAN CHURCH: SCHOOL SUPPLIES):							
Ex Tr/Ad		600.00	0.00	0.00	300.00	600.00	0.00
In Tr/Ad		600.00	0.00	0.00	300.00	600.00	0.00
=====							
019 1820 9401 000000 004	HUGO & MABEL YOUNG: IB SCHOOL FEES	800.00	0.00	0.00	0.00	800.00	0.00
*****TOTAL FOR FUND-SCC 019 9401 (HUGO & MABEL YOUNG FOUNDATION: IB SCHOOL FEES):							
Ex Tr/Ad		800.00	0.00	0.00	0.00	800.00	0.00
In Tr/Ad		800.00	0.00	0.00	0.00	800.00	0.00
=====							

*** NOTE!! ONLY ACTIVE ACCOUNTS HAVE BEEN SELECTED, TOTALS MAY EXCLUDE AMOUNTS THAT ARE RELATED TO INACTIVE ACCOUNTS. ***

Date: 10/04/16
 Time: 1:44 pm

LOUDONVILLE-PERRYSVILLE EX VI
 Revenue Account Summary
 SORTED BY FUND-SCC

Page: 9
 (REVSUM)

Account Number FND RCPT SCC SUBJ OU	Description	FYTD Receivable	FYTD Actual Receipts	MTD Actual Receipts	YTD Actual Receipts	FYTD Balance Receivable	FYTD Percent Received
019 1820 9508 000000 000	MOHICAN AREA COMM FUND: EXTRA CURRICULARS	1,500.00	0.00	0.00	1,500.00	1,500.00	0.00
*****TOTAL FOR FUND-SCC 019 9508 (MOHICAN AREA COMMUNITY FUND: EXTRA CURRICULAR):							
Ex Tr/Ad		1,500.00	0.00	0.00	1,500.00	1,500.00	0.00
In Tr/Ad		1,500.00	0.00	0.00	1,500.00	1,500.00	0.00
=====							
019 1820 9603 000000 004	BELIEVE IN OHIO: YOUNGEN	0.00	0.00	0.00	2,700.00	0.00	0.00
*****TOTAL FOR FUND-SCC 019 9603 (BELIEVE IN OHIO: YOUNGEN):							
Ex Tr/Ad		0.00	0.00	0.00	2,700.00	0.00	0.00
In Tr/Ad		0.00	0.00	0.00	2,700.00	0.00	0.00
=====							
019 1820 9606 000000 000	YOUNG FOUNDATION: STEM PROGRAM	0.00	0.00	0.00	22,991.00	0.00	0.00
*****TOTAL FOR FUND-SCC 019 9606 (YOUNG FOUNDATION: STEM PROGRAM):							
Ex Tr/Ad		0.00	0.00	0.00	22,991.00	0.00	0.00
In Tr/Ad		0.00	0.00	0.00	22,991.00	0.00	0.00
=====							
019 1820 9701 000000 002	MARTHA HOLDEN JENNINGS: CATES GRANT	2,740.00	2,740.00	2,740.00	2,740.00	0.00	100.00
*****TOTAL FOR FUND-SCC 019 9701 (MARTHA HOLDEN JENNINGS: CATES GRANT):							
Ex Tr/Ad		2,740.00	2,740.00	2,740.00	2,740.00	0.00	100.00
In Tr/Ad		2,740.00	2,740.00	2,740.00	2,740.00	0.00	100.00
=====							
019 1820 9702 000000 000	L-P FOUNDATION	10,345.00	10,345.00	0.00	10,345.00	0.00	100.00
*****TOTAL FOR FUND-SCC 019 9702 (L-P ENDOWMENT FUND):							
Ex Tr/Ad		10,345.00	10,345.00	0.00	10,345.00	0.00	100.00
In Tr/Ad		10,345.00	10,345.00	0.00	10,345.00	0.00	100.00
=====							
024 1872 0000 000000 000	EMPLOYEE HEALTH BENEFITS - SELF INSURANCE	2,500,000.00	555,298.62	183,818.27	1,679,848.59	1,944,701.38	22.21

*** NOTE!! ONLY ACTIVE ACCOUNTS HAVE BEEN SELECTED, TOTALS MAY EXCLUDE AMOUNTS THAT ARE RELATED TO INACTIVE ACCOUNTS. ***

LOUDONVILLE-PERRYSVILLE EX VI
 Revenue Account Summary
 SORTED BY FUND-SCC

Account Number FND RCPT SCC SUBJ OU	Description	FYTD Receivable	FYTD Actual Receipts	MTD Actual Receipts	YTD Actual Receipts	FYTD Balance Receivable	FYTD Percent Received
*****TOTAL FOR FUND-SCC 024 0000 (EMPLOYEE HEALTH BENEFITS - SELF-INSURANCE):							
Ex Tr/Ad		2,500,000.00	555,298.62	183,818.27	1,679,848.59	1,944,701.38	22.21
In Tr/Ad		2,500,000.00	555,298.62	183,818.27	1,679,848.59	1,944,701.38	22.21
=====							
200 1632 921A 000000 004	FOREIGN LANGUAGE - DUES / FEES	100.00	0.00	0.00	0.00	100.00	0.00
*****TOTAL FOR FUND-SCC 200 921A (FOREIGN LANGUAGE CLUB):							
Ex Tr/Ad		100.00	0.00	0.00	0.00	100.00	0.00
In Tr/Ad		100.00	0.00	0.00	0.00	100.00	0.00
=====							
200 1623 933A 000000 004	F.F.A. - SALES	34,230.00	2,212.86	2,212.86	10,953.86	32,017.14	6.46
200 1633 933A 000000 004	F.F.A. - DUES AND FEES	0.00	840.00	630.00	2,855.50	840.00-	0.00
*****TOTAL FOR FUND-SCC 200 933A (F.F.A.):							
Ex Tr/Ad		34,230.00	3,052.86	2,842.86	13,809.36	31,177.14	8.92
In Tr/Ad		34,230.00	3,052.86	2,842.86	13,809.36	31,177.14	8.92
=====							
200 1625 943A 000000 004	DANCE TEAM - SALES	0.00	0.00	0.00	200.00	0.00	0.00
*****TOTAL FOR FUND-SCC 200 943A (DANCE TEAM):							
Ex Tr/Ad		0.00	0.00	0.00	200.00	0.00	0.00
In Tr/Ad		0.00	0.00	0.00	200.00	0.00	0.00
=====							
200 1626 961A 000000 004	STUDENT COUNCIL - SALES	1,225.00	0.00	0.00	380.00	1,225.00	0.00
*****TOTAL FOR FUND-SCC 200 961A (STUDENT COUNCIL):							
Ex Tr/Ad		1,225.00	0.00	0.00	380.00	1,225.00	0.00
In Tr/Ad		1,225.00	0.00	0.00	380.00	1,225.00	0.00
=====							
200 1616 961B 000000 003	JR. HIGH STUDENT COUNCIL-P.V. - ADMISSIONS	750.00	0.00	0.00	0.00	750.00	0.00

*** NOTE!! ONLY ACTIVE ACCOUNTS HAVE BEEN SELECTED, TOTALS MAY EXCLUDE AMOUNTS THAT ARE RELATED TO INACTIVE ACCOUNTS. ***

Date: 10/04/16
 Time: 1:44 pm

LOUDONVILLE-PERRYSVILLE EX VI
 Revenue Account Summary
 SORTED BY FUND-SCC

Page: 11
 (REVSUM)

Account Number FND RCPT SCC SUBJ OU	Description	FYTD Receivable	FYTD Actual Receipts	MTD Actual Receipts	YTD Actual Receipts	FYTD Balance Receivable	FYTD Percent Received
200 1626 961B 000000 003	P.V. JR. HIGH STUDENT COUNCIL - SALES	0.00	0.00	0.00	316.00	0.00	0.00
*****TOTAL FOR FUND-SCC 200 961B (JR. HIGH STUDENT COUNCIL-PERRYSVILLE):							
Ex Tr/Ad		750.00	0.00	0.00	316.00	750.00	0.00
In Tr/Ad		750.00	0.00	0.00	316.00	750.00	0.00
=====							
200 1626 962A 000000 004	ACADEMIC CHALLENGE - SALES	500.00	400.00	400.00	400.00	100.00	80.00
*****TOTAL FOR FUND-SCC 200 962A (ACADEMIC CHALLENGE):							
Ex Tr/Ad		500.00	400.00	400.00	400.00	100.00	80.00
In Tr/Ad		500.00	400.00	400.00	400.00	100.00	80.00
=====							
200 1626 965A 000000 004	T.I. (TEEN INSTITUTE) - SALES	200.00	0.00	0.00	76.00	200.00	0.00
*****TOTAL FOR FUND-SCC 200 965A (T.I.):							
Ex Tr/Ad		200.00	0.00	0.00	76.00	200.00	0.00
In Tr/Ad		200.00	0.00	0.00	76.00	200.00	0.00
=====							
200 1626 966A 000000 004	COUNCIL FOR EXCEPTIONAL CHILDREN-C.E.C.CLUB	1,100.00	0.00	0.00	200.00-	1,100.00	0.00
*****TOTAL FOR FUND-SCC 200 966A (COUNCIL FOR EXCEPTIONAL CHILDREN-C.E.C. CLUB):							
Ex Tr/Ad		1,100.00	0.00	0.00	200.00-	1,100.00	0.00
In Tr/Ad		1,100.00	0.00	0.00	200.00-	1,100.00	0.00
=====							
200 1636 967K 000000 004	CLASS OF 2016: DUES & FEES	0.00	7.00	0.00	1,421.00	7.00-	0.00
*****TOTAL FOR FUND-SCC 200 967K (CLASS OF 2016):							
Ex Tr/Ad		0.00	7.00	0.00	1,421.00	7.00-	0.00
In Tr/Ad		0.00	7.00	0.00	1,421.00	7.00-	0.00
=====							
200 1636 967L 000000 004	CLASS OF 2017: DUES & FEES	2,350.00	837.00	409.00	1,103.00	1,513.00	35.62

*** NOTE!! ONLY ACTIVE ACCOUNTS HAVE BEEN SELECTED, TOTALS MAY EXCLUDE AMOUNTS THAT ARE RELATED TO INACTIVE ACCOUNTS. ***

LOUDONVILLE-PERRYSVILLE EX VI
 Revenue Account Summary
 SORTED BY FUND-SCC

Account Number FND RCPT SCC SUBJ OU	Description	FYTD Receivable	FYTD Actual Receipts	MTD Actual Receipts	YTD Actual Receipts	FYTD Balance Receivable	FYTD Percent Received
*****TOTAL FOR FUND-SCC 200 967L (CLASS OF 2017):							
Ex Tr/Ad		2,350.00	837.00	409.00	1,103.00	1,513.00	35.62
In Tr/Ad		2,350.00	837.00	409.00	1,103.00	1,513.00	35.62
=====							
200 1636 967M 000000 004	CLASS OF 2018: DUES & FEES	630.00	172.00	53.00	396.00	458.00	27.30
*****TOTAL FOR FUND-SCC 200 967M (CLASS OF 2018):							
Ex Tr/Ad		630.00	172.00	53.00	396.00	458.00	27.30
In Tr/Ad		630.00	172.00	53.00	396.00	458.00	27.30
=====							
200 1636 967N 000000 004	CLASS OF 2019: DUES & FEES	728.00	119.00	42.00	266.00	609.00	16.35
*****TOTAL FOR FUND-SCC 200 967N (CLASS OF 2019):							
Ex Tr/Ad		728.00	119.00	42.00	266.00	609.00	16.35
In Tr/Ad		728.00	119.00	42.00	266.00	609.00	16.35
=====							
200 1636 967O 000000 004	CLASS OF 2020: DUES & FEES	200.00	174.00	55.00	174.00	26.00	87.00
*****TOTAL FOR FUND-SCC 200 967O (CLASS OF 2020):							
Ex Tr/Ad		200.00	174.00	55.00	174.00	26.00	87.00
In Tr/Ad		200.00	174.00	55.00	174.00	26.00	87.00
=====							
200 1621 969A 000000 004	REDBIRD - SALES	100.00	40.00	0.00	273.00	60.00	40.00
*****TOTAL FOR FUND-SCC 200 969A (REDBIRD):							
Ex Tr/Ad		100.00	40.00	0.00	273.00	60.00	40.00
In Tr/Ad		100.00	40.00	0.00	273.00	60.00	40.00
=====							
200 1627 971A 000000 004	HONOR SOCIETY - SALES	1,750.00	1,241.00	1,241.00	1,241.00	509.00	70.91

*** NOTE!! ONLY ACTIVE ACCOUNTS HAVE BEEN SELECTED, TOTALS MAY EXCLUDE AMOUNTS THAT ARE RELATED TO INACTIVE ACCOUNTS. ***

Date: 10/04/16
 Time: 1:44 pm

LOUDONVILLE-PERRYSVILLE EX VI
 Revenue Account Summary
 SORTED BY FUND-SCC

Page: 13
 (REVSUM)

Account Number FND RCPT SCC SUBJ OU	Description	FYTD Receivable	FYTD Actual Receipts	MTD Actual Receipts	YTD Actual Receipts	FYTD Balance Receivable	FYTD Percent Received
*****TOTAL FOR FUND-SCC 200 971A (HONOR SOCIETY):							
Ex Tr/Ad		1,750.00	1,241.00	1,241.00	1,241.00	509.00	70.91
In Tr/Ad		1,750.00	1,241.00	1,241.00	1,241.00	509.00	70.91
=====							
200 1627 973A 000000 004	LEO CLUB - SALES	3,500.00	0.00	0.00	0.00	3,500.00	0.00
*****TOTAL FOR FUND-SCC 200 973A (LEO CLUB):							
Ex Tr/Ad		3,500.00	0.00	0.00	0.00	3,500.00	0.00
In Tr/Ad		3,500.00	0.00	0.00	0.00	3,500.00	0.00
=====							
200 1623 975A 000000 004	JOB SKILLS GROUP: REVENUE	1,100.00	69.14	26.39	527.65	1,030.86	6.29
*****TOTAL FOR FUND-SCC 200 975A (JOB SKILLS GROUP LHS):							
Ex Tr/Ad		1,100.00	69.14	26.39	527.65	1,030.86	6.29
In Tr/Ad		1,100.00	69.14	26.39	527.65	1,030.86	6.29
=====							
200 1616 976A 000000 004	PROM FUND: TICKET SALES	2,900.00	0.00	0.00	2,117.00	2,900.00	0.00
*****TOTAL FOR FUND-SCC 200 976A (LHS PROM FUND):							
Ex Tr/Ad		2,900.00	0.00	0.00	2,117.00	2,900.00	0.00
In Tr/Ad		2,900.00	0.00	0.00	2,117.00	2,900.00	0.00
=====							
200 1690 977A 000000 004	ROBOTICS TEAM: DONATIONS & OTHER	2,000.00	0.00	0.00	4,170.98	2,000.00	0.00
*****TOTAL FOR FUND-SCC 200 977A (LHS ROBOTICS TEAM FUND):							
Ex Tr/Ad		2,000.00	0.00	0.00	4,170.98	2,000.00	0.00
In Tr/Ad		2,000.00	0.00	0.00	4,170.98	2,000.00	0.00
=====							
300 1621 913A 000000 004	DRAMA CLUB - SALES	1,700.00	0.00	0.00	0.00	1,700.00	0.00

*** NOTE!! ONLY ACTIVE ACCOUNTS HAVE BEEN SELECTED, TOTALS MAY EXCLUDE AMOUNTS THAT ARE RELATED TO INACTIVE ACCOUNTS. ***

Date: 10/04/16
 Time: 1:44 pm

LOUDONVILLE-PERRYSVILLE EX VI
 Revenue Account Summary
 SORTED BY FUND-SCC

Page: 14
 (REVSUM)

Account Number FND RCPT SCC SUBJ OU	Description	FYTD Receivable	FYTD Actual Receipts	MTD Actual Receipts	YTD Actual Receipts	FYTD Balance Receivable	FYTD Percent Received
*****TOTAL FOR FUND-SCC 300 913A (DRAMA CLUB):							
Ex Tr/Ad		1,700.00	0.00	0.00	0.00	1,700.00	0.00
In Tr/Ad		1,700.00	0.00	0.00	0.00	1,700.00	0.00
=====							
300 1624 940A 000000 746	BAND - HIGH SCHOOL	210.00	110.00	110.00	1,110.00	100.00	52.38
300 1624 940A 000000 748	VOCAL-HS	4,700.00	0.00	0.00	0.00	4,700.00	0.00
300 1624 940A 000000 749	VOCAL/BAND - LHS MUSICAL	5,400.00	0.00	0.00	4,556.00	5,400.00	0.00
*****TOTAL FOR FUND-SCC 300 940A (MUSIC DEPARTMENT):							
Ex Tr/Ad		10,310.00	110.00	110.00	5,666.00	10,200.00	1.07
In Tr/Ad		10,310.00	110.00	110.00	5,666.00	10,200.00	1.07
=====							
300 1625 950A 000000 800	ATHLETIC DEPARTMENT - DONATIONS	7,000.00	0.00	0.00	0.00	7,000.00	0.00
300 1625 950A 000000 811	ADMISSIONS-BOYS BASEBALL	500.00	0.00	0.00	1,240.00	500.00	0.00
300 1625 950A 000000 812	ADMISSIONS-BOYS BASKETBALL	18,000.00	0.00	0.00	11,453.00	18,000.00	0.00
300 1625 950A 000000 816	FOOTBALL - HS	30,000.00	21,824.50	16,244.50	22,454.50	8,175.50	72.75
300 1625 950A 000000 827	ADMISSIONS-TRACK	7,000.00	300.00	150.00	8,382.10	6,700.00	4.29
300 1625 950A 000000 828	ADMISSIONS-WRESTLING	5,000.00	0.00	0.00	15,348.25	5,000.00	0.00
300 1625 950A 000000 832	ADMISSIONS-GIRLS BASKETBALL	10,000.00	0.00	0.00	5,787.00	10,000.00	0.00
300 1625 950A 000000 835	ATHLETIC - VOLLEYBALL - HS	3,000.00	1,768.20	1,303.00	1,768.20	1,231.80	58.94
300 1625 950A 000000 843	CROSS COUNTRY - ATHLETIC	0.00	400.00-	0.00	400.00-	400.00	0.00

*** NOTE!! ONLY ACTIVE ACCOUNTS HAVE BEEN SELECTED, TOTALS MAY EXCLUDE AMOUNTS THAT ARE RELATED TO INACTIVE ACCOUNTS. ***

Date: 10/04/16
 Time: 1:44 pm

LOUDONVILLE-PERRYSVILLE EX VI
 Revenue Account Summary
 SORTED BY FUND-SCC

Page: 15
 (REVSUM)

Account Number FND RCPT SCC SUBJ OU	Description	FYTD Receivable	FYTD Actual Receipts	MTD Actual Receipts	YTD Actual Receipts	FYTD Balance Receivable	FYTD Percent Received
300 1625 950A 000000 855	CHEERLEADING - H/S	3,000.00	225.00	30.00	5,927.00	2,775.00	7.50
300 1625 950A 000000 890	ATHLETIC: SOCCER - ADMISSIONS	6,000.00	3,790.00	2,628.00	3,790.00	2,210.00	63.17
300 1933 950A 000000 004	SALE OF PROPERTY - ATHLETICS	0.00	1,200.00	0.00	1,200.00	1,200.00-	0.00
*****TOTAL FOR FUND-SCC 300 950A (ATHLETIC FUND - HIGH SCHOOL):							
Ex Tr/Ad		89,500.00	28,707.70	20,355.50	76,950.05	60,792.30	32.08
In Tr/Ad		89,500.00	28,707.70	20,355.50	76,950.05	60,792.30	32.08
=====							
300 1625 950B 000000 003	ATHLETIC FUND - PERRYSVILLE JUNIOR HIGH	12,000.00	2,034.00	1,136.00	10,062.00	9,966.00	16.95
*****TOTAL FOR FUND-SCC 300 950B (ATHLETIC FUND - PERRYSVILLE JUNIOR HIGH):							
Ex Tr/Ad		12,000.00	2,034.00	1,136.00	10,062.00	9,966.00	16.95
In Tr/Ad		12,000.00	2,034.00	1,136.00	10,062.00	9,966.00	16.95
=====							
300 1626 968A 000000 004	YEARBOOK	5,000.00	270.00	270.00	1,040.00	4,730.00	5.40
*****TOTAL FOR FUND-SCC 300 968A (YEARBOOK FUND HIGH SCHOOL):							
Ex Tr/Ad		5,000.00	270.00	270.00	1,040.00	4,730.00	5.40
In Tr/Ad		5,000.00	270.00	270.00	1,040.00	4,730.00	5.40
=====							
451 3219 9116 000000 000	ONenet PUBLIC COMMUNICATIONS SUBSIDY	0.00	0.00	0.00	3,600.00	0.00	0.00
*****TOTAL FOR FUND-SCC 451 9116 (ONENET PUBLIC COMMUNICATIONS SUBSIDY - FY16):							
Ex Tr/Ad		0.00	0.00	0.00	3,600.00	0.00	0.00
In Tr/Ad		0.00	0.00	0.00	3,600.00	0.00	0.00
=====							
451 3219 9117 000000 000	ONenet PUBLIC COMMUNICATIONS SUBSIDY	7,200.00	0.00	0.00	0.00	7,200.00	0.00

*** NOTE!! ONLY ACTIVE ACCOUNTS HAVE BEEN SELECTED, TOTALS MAY EXCLUDE AMOUNTS THAT ARE RELATED TO INACTIVE ACCOUNTS. ***

Account Number FND RCPT SCC SUBJ OU	Description	FYTD Receivable	FYTD Actual Receipts	MTD Actual Receipts	YTD Actual Receipts	FYTD Balance Receivable	FYTD Percent Received
*****TOTAL FOR FUND-SCC 451 9117 (ONENET PUBLIC COMMUNICATIONS SUBSIDY - FY17):							
Ex Tr/Ad		7,200.00	0.00	0.00	0.00	7,200.00	0.00
In Tr/Ad		7,200.00	0.00	0.00	0.00	7,200.00	0.00
=====							
461 3110 9116 000000 000	HIGH SCHOOLS THAT WORK GRANT	1,509.24	1,509.24	0.00	3,142.47	0.00	100.00
*****TOTAL FOR FUND-SCC 461 9116 (HSTW GRANT FY2016):							
Ex Tr/Ad		1,509.24	1,509.24	0.00	3,142.47	0.00	100.00
In Tr/Ad		1,509.24	1,509.24	0.00	3,142.47	0.00	100.00
=====							
461 3110 9117 000000 000	HIGH SCHOOLS THAT WORK GRANT	6,000.00	35.00	35.00	35.00	5,965.00	0.58
*****TOTAL FOR FUND-SCC 461 9117 (HSTW GRANT FY2017):							
Ex Tr/Ad		6,000.00	35.00	35.00	35.00	5,965.00	0.58
In Tr/Ad		6,000.00	35.00	35.00	35.00	5,965.00	0.58
=====							
516 4220 9116 000000 000	IDEA-B: SPECIAL EDUCATION	47,356.07	47,356.07	16,661.32	174,766.46	0.00	100.00
*****TOTAL FOR FUND-SCC 516 9116 (IDEA-B SPECIAL EDUCATION FY2016):							
Ex Tr/Ad		47,356.07	47,356.07	16,661.32	174,766.46	0.00	100.00
In Tr/Ad		47,356.07	47,356.07	16,661.32	174,766.46	0.00	100.00
=====							
516 4220 9117 000000 000	IDEA-B: SPECIAL EDUCATION	240,877.71	6,886.74	6,886.74	6,886.74	233,990.97	2.86
*****TOTAL FOR FUND-SCC 516 9117 (IDEA-B SPECIAL EDUCATION FY2017):							
Ex Tr/Ad		240,877.71	6,886.74	6,886.74	6,886.74	233,990.97	2.86
In Tr/Ad		240,877.71	6,886.74	6,886.74	6,886.74	233,990.97	2.86
=====							
536 4220 9116 000000 000	TITLE I SCHOOL IMPROVEMENT GRANT	5,350.36	3,752.69	1,876.31	14,264.50	1,597.67	70.14

LOUDONVILLE-PERRYSVILLE EX VI
 Revenue Account Summary
 SORTED BY FUND-SCC

Account Number FND RCPT SCC SUBJ OU	Description	FYTD Receivable	FYTD Actual Receipts	MTD Actual Receipts	YTD Actual Receipts	FYTD Balance Receivable	FYTD Percent Received
*****TOTAL FOR FUND-SCC 536 9116 (TITLE I SCHOOL IMPROVEMENT GRANT FY16):							
Ex Tr/Ad		5,350.36	3,752.69	1,876.31	14,264.50	1,597.67	70.14
In Tr/Ad		5,350.36	3,752.69	1,876.31	14,264.50	1,597.67	70.14
=====							
572 4220 9116 000000 000	TITLE I	95,154.78	80,814.04	31,077.87	301,765.11	14,340.74	84.93
*****TOTAL FOR FUND-SCC 572 9116 (TITLE I: FY16):							
Ex Tr/Ad		95,154.78	80,814.04	31,077.87	301,765.11	14,340.74	84.93
In Tr/Ad		95,154.78	80,814.04	31,077.87	301,765.11	14,340.74	84.93
=====							
572 4220 9117 000000 000	TITLE I	337,596.76	9,386.61	9,386.61	9,386.61	328,210.15	2.78
*****TOTAL FOR FUND-SCC 572 9117 (TITLE I: FY17):							
Ex Tr/Ad		337,596.76	9,386.61	9,386.61	9,386.61	328,210.15	2.78
In Tr/Ad		337,596.76	9,386.61	9,386.61	9,386.61	328,210.15	2.78
=====							
572 4220 9216 000000 021	TITLE I-D MYA	30,934.31	15,114.95	6,441.66	70,920.11	15,819.36	48.86
*****TOTAL FOR FUND-SCC 572 9216 (TITLE I - D MYA FY16):							
Ex Tr/Ad		30,934.31	15,114.95	6,441.66	70,920.11	15,819.36	48.86
In Tr/Ad		30,934.31	15,114.95	6,441.66	70,920.11	15,819.36	48.86
=====							
572 4220 9217 000000 021	TITLE I-D MYA	118,029.90	2,285.72	2,285.72	2,285.72	115,744.18	1.94
*****TOTAL FOR FUND-SCC 572 9217 (TITLE I - D MYA FY17):							
Ex Tr/Ad		118,029.90	2,285.72	2,285.72	2,285.72	115,744.18	1.94
In Tr/Ad		118,029.90	2,285.72	2,285.72	2,285.72	115,744.18	1.94
=====							
590 4220 9116 000000 000	TITLE II-A: IMPROV. TEACHING QUALITY	7,816.77	7,781.09	3,037.98	30,156.02	35.68	99.54

*** NOTE!! ONLY ACTIVE ACCOUNTS HAVE BEEN SELECTED, TOTALS MAY EXCLUDE AMOUNTS THAT ARE RELATED TO INACTIVE ACCOUNTS. ***

Date: 10/04/16
 Time: 1:44 pm

LOUDONVILLE-PERRYVILLE EX VI
 Revenue Account Summary
 SORTED BY FUND-SCC

Page: 18
 (REVSUM)

Account Number FND RCPT SCC SUBJ OU	Description	FYTD Receivable	FYTD Actual Receipts	MTD Actual Receipts	YTD Actual Receipts	FYTD Balance Receivable	FYTD Percent Received
*****TOTAL FOR FUND-SCC 590 9116 (TITLE II-A: IMPROVING TEACH. QUALITY - FY16):							
Ex Tr/Ad		7,816.77	7,781.09	3,037.98	30,156.02	35.68	99.54
In Tr/Ad		7,816.77	7,781.09	3,037.98	30,156.02	35.68	99.54
=====							
590 4220 9117 000000 000	TITLE II-A: IMPROV. TEACHING QUALITY	39,702.03	1,338.35	1,338.35	1,338.35	38,363.68	3.37
*****TOTAL FOR FUND-SCC 590 9117 (TITLE II-A: IMPROVING TEACH. QUALITY - FY17):							
Ex Tr/Ad		39,702.03	1,338.35	1,338.35	1,338.35	38,363.68	3.37
In Tr/Ad		39,702.03	1,338.35	1,338.35	1,338.35	38,363.68	3.37
=====							
599 4220 9116 000000 000	TITLE VI-B RURAL & LOW INCOME	18,954.33	1,886.01	9.29	12,100.74	17,068.32	9.95
*****TOTAL FOR FUND-SCC 599 9116 (TITLE VI-B RURAL & LOW INCOME FY16):							
Ex Tr/Ad		18,954.33	1,886.01	9.29	12,100.74	17,068.32	9.95
In Tr/Ad		18,954.33	1,886.01	9.29	12,100.74	17,068.32	9.95
=====							
*****GRAND TOTALS:							
Ex Tr/Ad		8,725,845.71	5,605,704.47	824,720.98	15,346,138.01	3,120,141.24	64.24
In Tr/Ad		8,729,145.71	5,659,131.14	824,720.98	15,452,993.94	3,070,014.57	64.83
=====							

*** NOTE!! ONLY ACTIVE ACCOUNTS HAVE BEEN SELECTED, TOTALS MAY EXCLUDE AMOUNTS THAT ARE RELATED TO INACTIVE ACCOUNTS. ***

Date: 10/04/2016
Time: 1:55 pm

LOUDONVILLE-PERRYSVILLE EX VI
SORT BY CHECK NUMBER
CHECK DATES BETWEEN 09/01/2016 AND 09/30/2016
WARRANT, REFUND, MEMO CHECKS

Page: 1
(CHEKPY)

CHECK	TYPE	DATE	VENDOR	VENDOR	STATUS/DATE	BANK CODE	CHECK AMOUNT
085924	W	09/07/2016	ASHLAND PUBLISHING COMPANY	000225	RECONCILED:09/29/2016		26.00
085925	W	09/07/2016	STATE OF OHIO OFFICE OF AUDITOR	000227	RECONCILED:09/29/2016		4,469.00
085926	W	09/07/2016	PRECISION COLLISION	000260	RECONCILED:09/29/2016		6,140.36
085927	W	09/07/2016	ALL AMERICAN/RIDDELL	000265	RECONCILED:09/29/2016		2,726.78
085928	W	09/07/2016	FLINN SCIENTIFIC	000747	RECONCILED:09/29/2016		294.48
085929	W	09/07/2016	GOVCONNECTION	000817	RECONCILED:09/29/2016		1,077.54
085930	W	09/07/2016	HARRIS AUTOMOTIVE LARRY HARRIS	000911	RECONCILED:09/29/2016		55.44
085931	W	09/07/2016	WORTHINGTON DOUBLETREE	000923	RECONCILED:09/29/2016		356.00
085932	W	09/07/2016	IRWINS OFFICE SUPPLIES	001007	RECONCILED:09/29/2016		3,635.74
085933	W	09/07/2016	ILLUMINATE EDUCATION INC	001010	RECONCILED:09/29/2016		10,057.50
085934	W	09/07/2016	JOHN R GREEN COMPANY	001051	RECONCILED:09/29/2016		2,729.30
085935	W	09/07/2016	KNOX COUNTY EDUCATIONAL SERVICE CENTER	001192	RECONCILED:09/29/2016		165.00
085936	W	09/07/2016	MCGRAW-HILL EDUCATION	001339	RECONCILED:09/29/2016		2,677.61
085937	W	09/07/2016	MOHICAN ADVENTURES CAMPGROUND AND CONFERENCE CENTER	001359	RECONCILED:09/29/2016		70.00
085938	W	09/07/2016	OHIO EDISON COMPANY	001411	RECONCILED:09/29/2016		860.43
085939	W	09/07/2016	OAK HALL INDUSTRIES, L.P.	001428	RECONCILED:09/29/2016		1,726.52
085940	W	09/07/2016	OASBO	001450	RECONCILED:09/29/2016		125.00
085941	W	09/07/2016	OASSA	001475	RECONCILED:09/29/2016		275.00
085942	W	09/07/2016	ORIENTAL TRADING CO. INC	001498	RECONCILED:09/29/2016		219.07
085943	W	09/07/2016	PAXTON/PATTERSON	001502	RECONCILED:09/29/2016		10.98
085944	W	09/07/2016	PRO-ED	001532	RECONCILED:09/29/2016		221.10
085945	W	09/07/2016	ROBOTICS EDUCATION AND COMPETITION FOUNDATION	001687	RECONCILED:09/29/2016		760.00
085946	W	09/07/2016	SNYDER BROTHERS	001720	RECONCILED:09/29/2016		876.31
085947	W	09/07/2016	STAKE'S IGA	001786	RECONCILED:09/29/2016		108.28
085948	W	09/07/2016	TEAM SPORTS INC	001817	RECONCILED:09/29/2016		2,230.00
085949	W	09/07/2016	TECHSMITH CORPORATION ATTN: SOFTWARE ORDER	001819	RECONCILED:09/29/2016		82.32
085950	W	09/07/2016	TRANSFINDER	001845	RECONCILED:09/29/2016		2,400.00
085951	W	09/07/2016	TIME WARNER CABLE ATTN: HOWARD CLENDENIN	001857	RECONCILED:09/29/2016		109.99
085952	W	09/07/2016	TRI COUNTY E S C	001879	RECONCILED:09/29/2016		162,573.00
085953	W	09/07/2016	UNIVERSITY OF OREGON EDUCATIONAL/COMMUNITY SUPPORT	001938	RECONCILED:09/29/2016		1,050.00
085954	W	09/07/2016	VEX ROBOTICS	001952	RECONCILED:09/29/2016		276.25
085955	W	09/07/2016	VASU COMMUNICATIONS INC	001966	RECONCILED:09/29/2016		456.00
085956	W	09/07/2016	WESTERN RESERVE PUBLIC MEDIA	002088	RECONCILED:09/29/2016		180.00
085957	W	09/07/2016	JOHN METZGER	003273	RECONCILED:09/29/2016		62.00
085958	W	09/07/2016	KELLEY CROUSE	003279	RECONCILED:09/29/2016		115.00
085959	W	09/07/2016	JOSEPH STOLL	003534	RECONCILED:09/29/2016		62.00
085960	W	09/07/2016	MICHAEL KIDD	003535			62.00
085961	W	09/07/2016	MARK MCDONALD	003600			62.00
085962	W	09/07/2016	SCOTT HUTH	003635	RECONCILED:09/29/2016		62.00
085963	W	09/07/2016	HENRY ZALOKAR	003743			62.00
085964	W	09/07/2016	CINDA PRIBBLE	003744	RECONCILED:09/29/2016		40.00
085965	W	09/07/2016	AMY VICKERS	003755	RECONCILED:09/29/2016		62.00
085966	W	09/07/2016	CHANTELE SLOVER	005072	RECONCILED:09/29/2016		41.04
085967	W	09/07/2016	MATHESON TRI-GAS INC	013009	RECONCILED:09/29/2016		73.50

Date: 10/04/2016
Time: 1:55 pm

LOUDONVILLE-PERRYSVILLE EX VI
SORT BY CHECK NUMBER
CHECK DATES BETWEEN 09/01/2016 AND 09/30/2016
WARRANT, REFUND, MEMO CHECKS

Page: 2
(CHEKPY)

CHECK	TYPE	DATE	VENDOR	VENDOR	STATUS/DATE	BANK CODE	CHECK AMOUNT
085968	W	09/07/2016	MOHICAN COUNTRY MARKET	013088	RECONCILED:09/29/2016		186.47
085969	W	09/07/2016	OELMA	014048	RECONCILED:09/29/2016		225.00
085970	W	09/07/2016	PITNEY BOWES GLOBAL FINANCIAL SERVICES	015002	RECONCILED:09/29/2016		175.00
085971	W	09/07/2016	REALLY GOOD STUFF	016003	RECONCILED:09/29/2016		293.25
085972	W	09/07/2016	SCHOLASTIC PROFESSIONAL BOOKS	017074	RECONCILED:09/29/2016		286.67
085973	W	09/07/2016	SUPER DUPER PUBLICATIONS DEPT SD2015	017083	RECONCILED:09/29/2016		98.79
085974	W	09/07/2016	SCOTT, SCRIVEN LLP	017103	RECONCILED:09/29/2016		320.00
085975	B	09/09/2016	JEREMY MORRIS MR JOSHUA MORRIS	004375	RECONCILED:09/29/2016		38.00
085976	B	09/13/2016	MASON MYERS MR. JASON MYERS	004616	RECONCILED:09/29/2016		54.00
085977	W	09/13/2016	CARRIE HESS-LAVER	000178	RECONCILED:09/29/2016		25.92
085978	W	09/13/2016	ASHLAND UNIVERSITY TELEGO CENTER	000245	RECONCILED:09/29/2016		1,295.00
085979	W	09/13/2016	DOMINION EAST OHIO	000600	RECONCILED:09/29/2016		422.51
085980	W	09/13/2016	EBSCO INFORMATION SERVICES	000617	RECONCILED:09/29/2016		265.70
085981	W	09/13/2016	EJ THERAPY SERVICES	000618	RECONCILED:09/29/2016		1,908.25
085982	W	09/13/2016	NORTH POINT EDUCATIONAL SERVICE CENTER	000627	RECONCILED:09/29/2016		350.00
085983	W	09/13/2016	ELECTRONIX EXPRESS	000637	RECONCILED:09/29/2016		189.80
085984	W	09/13/2016	FRIENDS BUSINESS SOURCE	000708	RECONCILED:09/29/2016		2,903.58
085985	W	09/13/2016	GOVCONNECTION	000817	RECONCILED:09/29/2016		34.50
085986	W	09/13/2016	KENNETH GLICK	000874	RECONCILED:09/29/2016		350.00
085987	W	09/13/2016	IRWINS OFFICE SUPPLIES	001007	RECONCILED:09/29/2016		1,559.40
085988	W	09/13/2016	JOHN R GREEN COMPANY	001051	RECONCILED:09/29/2016		3,316.74
085989	W	09/13/2016	LEPI ENTERPRISES INC	001259	RECONCILED:09/29/2016		16,567.01
085990	W	09/13/2016	LOWES COMPANIES INC	001269	RECONCILED:09/29/2016		338.71
085991	W	09/13/2016	LOUDONVILLE-PERRYSVILLE SCHOOL FOUNDATION	001272	RECONCILED:09/29/2016		453.48
085993	W	09/13/2016	NASCO - FORT ATKINSON	001400	RECONCILED:09/29/2016		813.76
085994	W	09/13/2016	OHIO SCHOOL BOARDS ASSOC	001413	RECONCILED:09/29/2016		340.00
085995	W	09/13/2016	OHIO SCHOOLS COUNCIL - GAS	001424	RECONCILED:09/29/2016		1,914.96
085996	W	09/13/2016	OAK HALL INDUSTRIES, L.P.	001428	RECONCILED:09/29/2016		138.24
085997	W	09/13/2016	PIONEER ATHLETICS	001588	RECONCILED:09/29/2016		2,037.00
085998	W	09/13/2016	RICHARDSON'S GREENHOUSE	001621	RECONCILED:09/29/2016		500.00
085999	W	09/13/2016	ROCHESTER 100	001646	RECONCILED:09/29/2016		480.00
086000	W	09/13/2016	RICHLAND COUNTY JUVENILE COURT	001669	RECONCILED:09/29/2016		106.48
086001	W	09/13/2016	SAMARITAN REGIONAL HEALTH SYSTEM	001714	RECONCILED:09/29/2016		201.00
086002	W	09/13/2016	STERLING MANUFACTURING	001755	RECONCILED:09/29/2016		9,044.98
086003	W	09/13/2016	TRI COUNTY E S C	001879	RECONCILED:09/29/2016		56,177.55
086004	W	09/13/2016	VILLAGE OF LOUDONVILLE	001923	RECONCILED:09/29/2016		1,334.13
086005	W	09/13/2016	VAR RESOURCES INC	001948	RECONCILED:09/29/2016		1,111.33
086006	W	09/13/2016	VAR RESOURCES INC	001953	RECONCILED:09/29/2016		455.32
086007	W	09/13/2016	JEFF BURTON	003004	RECONCILED:09/29/2016		62.00
086008	W	09/13/2016	STEPHEN DOYLE	003228	RECONCILED:09/29/2016		62.00
086009	W	09/13/2016	TERRY HARPER	003244	RECONCILED:09/29/2016		60.00
086010	W	09/13/2016	JOHN METZGER	003273	RECONCILED:09/29/2016		50.00
086011	W	09/13/2016	MICHAEL KIDD	003535	RECONCILED:09/29/2016		50.00
086012	W	09/13/2016	DALE ANDERSON	003537	RECONCILED:09/29/2016		60.00

Date: 10/04/2016
Time: 1:55 pm

LOUDONVILLE-PERRYSVILLE EX VI
SORT BY CHECK NUMBER
CHECK DATES BETWEEN 09/01/2016 AND 09/30/2016
WARRANT, REFUND, MEMO CHECKS

Page: 3
(CHEKPY)

CHECK	TYPE	DATE	VENDOR	VENDOR	STATUS/DATE	BANK CODE	CHECK AMOUNT
086013	W	09/13/2016	TERRY SHANK	003580	RECONCILED:09/29/2016		62.00
086014	W	09/13/2016	MARK MCDONALD	003600			50.00
086015	W	09/13/2016	SCOTT HUTH	003635	RECONCILED:09/29/2016		50.00
086016	W	09/13/2016	HENRY ZALOKAR	003743			62.00
086017	W	09/13/2016	BARRY HERSCHLER	003746	RECONCILED:09/29/2016		62.00
086018	W	09/13/2016	JAY KELLER	003749	RECONCILED:09/29/2016		62.00
086019	W	09/13/2016	DEAN WILLIAMS	003783	RECONCILED:09/29/2016		62.00
086020	W	09/13/2016	SIERRA WRIGHT	004619	RECONCILED:09/29/2016		500.00
086021	W	09/13/2016	JUDY KOPPERT	005052	RECONCILED:09/29/2016		75.00
086022	W	09/13/2016	S.E.R.S.	009008	RECONCILED:09/29/2016		28,978.83
086023	W	09/13/2016	SCHOOL EMPLOYEES RET. SYSTEM	009046	RECONCILED:09/29/2016		1,831.20
086024	W	09/13/2016	A.D.A.M. BUSINESS UNIT OF EBIX	010263	RECONCILED:09/29/2016		399.95
086025	W	09/13/2016	OHIO STATE UNIVERSITY WRESTLING COACHES CLINIC	014104			450.00
086026	W	09/13/2016	S & S	017070	RECONCILED:09/29/2016		86.95
086027	W	09/19/2016	TERRI BLANCHARD	000051			155.00
086028	W	09/19/2016	DAVID LANCE	000130	RECONCILED:09/29/2016		88.56
086029	W	09/19/2016	LORI ALLENBAUGH	000171	RECONCILED:09/29/2016		10.87
086030	W	09/19/2016	BEVERLY BILGER	000181	RECONCILED:09/29/2016		84.59
086031	W	09/19/2016	STALEY TECHNOLOGIES, INC	000608	RECONCILED:09/29/2016		97.50
086032	W	09/19/2016	ECOLAB	000652			68.74
086033	W	09/19/2016	FOLLETT SCHOOL SOLUTIONS INC	000748	RECONCILED:09/29/2016		484.48
086034	W	09/19/2016	FREY SCHOOL SPECIALTY	000760	RECONCILED:09/29/2016		114.80
086035	W	09/19/2016	FIN FEATHER & FUR OUTFITTERS	000796			57.93
086036	W	09/19/2016	G & L SUPPLY CO	000862	RECONCILED:09/29/2016		1,165.00
086037	W	09/19/2016	JOHN R GREEN COMPANY	001051	RECONCILED:09/29/2016		116.85
086038	W	09/19/2016	KUNKEL CONSULTING SONYA KUNKEL	001125			6,847.90
086039	W	09/19/2016	LUCAS HIGH SCHOOL ATHLETIC DEPT	001292	RECONCILED:09/29/2016		100.00
086040	W	09/19/2016	MT BUSINESS TECHNOLOGIES INC 1150 NAT'L PKWY	001311	RECONCILED:09/29/2016		59.32
086041	W	09/19/2016	MID OHIO ED SERVICE CENTER	001381	RECONCILED:09/29/2016		150.00
086042	W	09/19/2016	NASCO - FORT ATKINSON	001400	RECONCILED:09/29/2016		598.44
086043	W	09/19/2016	OHSBCA COACHES CLINIC C/O DAVE KRAUSS	001407	RECONCILED:09/29/2016		320.00
086044	W	09/19/2016	OHIO EDISON COMPANY	001411	RECONCILED:09/29/2016		4,799.20
086045	W	09/19/2016	NEFF COMPANY	001429	RECONCILED:09/29/2016		334.23
086046	W	09/19/2016	OHIO HIGH SCHOOL BASKET- BALL COACHES ASSOC.	001468	RECONCILED:09/29/2016		140.00
086047	W	09/19/2016	NATIONAL TICKET COMPANY	001489	RECONCILED:09/29/2016		417.00
086048	W	09/19/2016	RED ROOF INN	001604	RECONCILED:09/29/2016		215.98
086049	W	09/19/2016	SCHMIDT SECURITY PRO	001760	RECONCILED:09/29/2016		143.50
086050	W	09/19/2016	SAFE HARBOR SECURITY INC	001761	RECONCILED:09/29/2016		528.00
086051	W	09/19/2016	TRIMARK SS KEMP	001822	RECONCILED:09/29/2016		7,230.93
086052	W	09/19/2016	TRUGREEN	001836	RECONCILED:09/29/2016		100.00
086053	W	09/19/2016	VILLAGE OF LOUDONVILLE	001923	RECONCILED:09/29/2016		37,000.00
086054	W	09/19/2016	VEX ROBOTICS	001952	RECONCILED:09/29/2016		187.54
086055	W	09/19/2016	WOOSTER GLASS CO INC	002010	RECONCILED:09/29/2016		1,264.00
086056	W	09/19/2016	JEREMY WOLFORD	002080	RECONCILED:09/29/2016		9,247.00

Date: 10/04/2016
 Time: 1:55 pm

LOUDONVILLE-PERRYSVILLE EX VI
 SORT BY CHECK NUMBER
 CHECK DATES BETWEEN 09/01/2016 AND 09/30/2016
 WARRANT, REFUND, MEMO CHECKS

Page: 4
 (CHEKPY)

CHECK	TYPE	DATE	VENDOR	VENDOR	STATUS/DATE	BANK CODE	CHECK AMOUNT	
			DBA WOLFORD'S TILE & FLOORING					
086057	W	09/19/2016	WAGEWORKS INC	002083	RECONCILED:09/29/2016		191.26	
086058	W	09/19/2016	JEFF BURTON	003004	RECONCILED:09/29/2016		40.00	
086059	W	09/19/2016	TERRY HARPER	003244			60.00	
086060	W	09/19/2016	BRADLEY MOORE	003245	RECONCILED:09/29/2016		60.00	
086061	W	09/19/2016	TERRY SHANK	003580	RECONCILED:09/29/2016		40.00	
086062	W	09/19/2016	RICK TAGGART	003638			124.00	
086063	W	09/19/2016	RICHARD KVOCHICK	003725			40.00	
086064	W	09/19/2016	HENRY ZALOKAR	003743			62.00	
086065	W	09/19/2016	CINDA PRIBBLE	003744	RECONCILED:09/29/2016		40.00	
086066	W	09/19/2016	SEAN GORRELL	003782			60.00	
086067	W	09/19/2016	JON HEAVILIN	003785	RECONCILED:09/29/2016		60.00	
086068	W	09/19/2016	CRYSTAL ASHBY	005043	RECONCILED:09/29/2016		14.04	
086069	W	09/19/2016	CHRISTINE BOWMAN	005055	RECONCILED:09/29/2016		87.47	
086070	W	09/19/2016	COLUMBUS CHILDREN'S THEATER	010472	RECONCILED:09/30/2016		633.00	
086071	W	09/19/2016	LIVEBINDERS	012007			99.50	
086072	W	09/19/2016	MID-OHIO REFRIGERATION	013000	RECONCILED:09/29/2016		262.64	
086073	W	09/19/2016	MR ROOTER PLUMBING	013019	RECONCILED:09/29/2016		406.54	
086074	W	09/19/2016	REALLY GOOD STUFF	016003	RECONCILED:09/29/2016		580.95	
086075	W	09/19/2016	SHERWIN-WILLIAMS COMPANY	017028	RECONCILED:09/29/2016		700.88	
086076	B	09/26/2016	MELISSA REID	004620			25.00	
			GUARDIAN OF KALEB MORRIS					
086077	W	09/28/2016	JOHN LANCE	000144			89.10	
086078	W	09/28/2016	AIR SOLUTIONS OF OHIO	000237			468.96	
086079	W	09/28/2016	ASHLAND UMPIRES ASSOCIATION	000256			400.00	
			C/O KEVIN SABO					
086080	W	09/28/2016	BAY AREA SOCCER LEAGUE	000320			350.00	
086081	W	09/28/2016	BAKER VEHICLE SYSTEMS	000329			330.44	
086082	W	09/28/2016	LORI BYERS	000347			20.00	
			DBA SAY IT WITH STYLE					
086083	W	09/28/2016	CASEY'S RENTAL & REPAIR	000422			96.00	
086084	W	09/28/2016	CENTER FOR HOLOCAUST & HUMANITY EDUCATION	000491			100.00	
086085	W	09/28/2016	FRIENDLY WHOLESAL	000738			69.69	
086086	W	09/28/2016	FURBAY ELECTRIC SUPPLY CO	000763			223.02	
086087	W	09/28/2016	GOVCONNECTION	000817			274.55	
086088	W	09/28/2016	HOME HARDWARE INC	000995			11.97	
086089	W	09/28/2016	JOHN R GREEN COMPANY	001051			79.84	
086090	W	09/28/2016	JW PEPPER	001065			53.71	
086091	W	09/28/2016	KONICA MINOLTA PREMIER FINANCE	001153			1,017.42	
086092	W	09/28/2016	QWEST- LCI	001227			88.05	
			CUSTOMER SERVICE					
086093	W	09/28/2016	LEGO EDUCATION	001262			2,068.50	
086094	W	09/28/2016	LICKING COUNTY EDUCATIONAL SERVICE CENTER	001299	RECONCILED:09/30/2016		60.00	
086095	W	09/28/2016	MT BUSINESS TECHNOLOGIES INC	001311	RECONCILED:09/30/2016		45.11	
			1150 NAT'L PKWY					
086096	W	09/28/2016	MODERN HOME SUPPLY INC	001320			1,342.49	
086097	W	09/28/2016	TOM MCBRIDE	001325			40.00	
086098	W	09/28/2016	MID OHIO ED SERVICE CENTER	001381	RECONCILED:09/30/2016		80.00	
086099	W	09/28/2016	MIDWAY INC	001383			48.97	
086100	W	09/28/2016	OHIO EDISON COMPANY	001486			796.50	

Date: 10/04/2016
 Time: 1:55 pm

LOUDONVILLE-PERRYSVILLE EX VI
 SORT BY CHECK NUMBER
 CHECK DATES BETWEEN 09/01/2016 AND 09/30/2016
 WARRANT, REFUND, MEMO CHECKS

Page: 5
 (CHEKPY)

CHECK	TYPE	DATE	VENDOR	VENDOR	STATUS/DATE	BANK CODE	CHECK AMOUNT	
			ATTN TREASURY, FIRST ENERGY					
086101	W	09/28/2016	RABY HARDWARE	001600			45.07	
086102	W	09/28/2016	RUMPKE CONSOLIDATED CO	001608			1,160.55	
086103	W	09/28/2016	RACHEL WIKEY & ASSOCIATES	001673			1,297.54	
086104	W	09/28/2016	SCHMIDT SECURITY PRO	001760			248.90	
086105	W	09/28/2016	TRUGREEN	001836			582.00	
086106	W	09/28/2016	TEXAS LIFE INSURANCE	001873			15.60	
086107	W	09/28/2016	MOHICAN YOUTH ACADEMY	001874			19,504.00	
086108	W	09/28/2016	TREASURER OF STATE	001883			120.00	
			DAS FINANCE - ROOM 4060					
086109	W	09/28/2016	US BANK	001912			1,556.99	
			OFFICE EQUIPMENT FINANCE SERV					
086110	W	09/28/2016	USI INC	001922			38.35	
086111	W	09/28/2016	HIRERIGHT LLC	001932			33.28	
086112	W	09/28/2016	VERIZON WIRELESS	001974			80.31	
086113	W	09/28/2016	FRONTIER	001976			456.01	
086114	W	09/28/2016	WEST-CAMP PRESS	002087			311.71	
086115	W	09/28/2016	DARREN GEISER	003082			75.00	
086116	W	09/28/2016	PAUL MARCELONIS	003221			60.00	
086117	W	09/28/2016	ANDREW HOYT JR	003283			62.00	
086118	W	09/28/2016	IZAAC VANDERSCHEL	003492			60.00	
086119	W	09/28/2016	DALE ANDERSON	003537			120.00	
086120	W	09/28/2016	THOMAS PROKOPCHAK	003587			60.00	
086121	W	09/28/2016	BART RAY	003691			62.00	
086122	W	09/28/2016	MARK PRYSI	003692			62.00	
086123	W	09/28/2016	NICKALOUS PRYOR	003693			62.00	
086124	W	09/28/2016	JON EVERHART	003769			75.00	
086125	W	09/28/2016	SEAN GORRELL	003782			60.00	
086126	W	09/28/2016	CINDY PRIBBLE	004611	RECONCILED:09/30/2016		75.00	
086127	W	09/28/2016	LESLIE KAMENIK	005002	RECONCILED:09/30/2016		81.00	
086128	W	09/28/2016	LISA GONZALEZ	005096			112.69	
086129	W	09/28/2016	SCHOOL EMPLOYEES RET. SYSTEM	009046			1,210.20	
086130	W	09/28/2016	AMERICAN FIDELITY - LIFE - BD	009060			102.23	
086131	W	09/28/2016	AMERICAN FIDELITY - CRITICAL	009063			54.16	
086132	W	09/28/2016	AMERICAN FIDELITY-ACCIDENT-BD	009095			158.32	
086133	W	09/28/2016	AMERICAN FIDELITY-DISABILITY	009096			642.28	
086134	W	09/28/2016	AMERICAN FIDELITY-CANCER-BD.	009099			265.86	
086135	W	09/28/2016	ADVANCE AUTO PARTS	010282			4.61	
086136	W	09/28/2016	HERFF JONES	010914			55.55	
			MEDALS/AWARDS DIVISION					
086137	W	09/28/2016	LETTERGRAPHICS SIGN CO	012000			5,886.95	
086138	W	09/28/2016	METROPOLITAN EDUCATIONAL COUNCIL	013007			571.50	
086139	W	09/28/2016	MEDCO SCHOOL FIRST AID	013025			999.76	
086140	W	09/28/2016	OAEP	014009			25.00	
086141	W	09/28/2016	OAPSA	014084			60.00	
			ATTN: GWENN SPENCE					
086142	W	09/28/2016	SCOTT, SCRIVEN LLP	017103			976.00	
086143	W	09/28/2016	OASBO	001450			839.00	
905467	M	09/06/2016	S.T.R.S.	900009			4,160.61	
905468	M	09/06/2016	NATIONAL CITY BANK	900027			3,657.20	
905469	M	09/06/2016	STAR2STAR COMMUNICATIONS	900037			4,281.25	

Date: 10/04/2016
 Time: 1:55 pm

LOUDONVILLE-PERRYSVILLE EX VI
 SORT BY CHECK NUMBER
 CHECK DATES BETWEEN 09/01/2016 AND 09/30/2016
 WARRANT, REFUND, MEMO CHECKS

Page: 6
 (CHEKPY)

CHECK	TYPE	DATE	VENDOR	VENDOR	STATUS/DATE	BANK CODE	CHECK AMOUNT
905470	M	09/09/2016	AMAZON.COM	900041			532.44
905471	M	09/09/2016	OHIO DEPT OF EDUCATION	900005			34,687.74
905472	M	09/09/2016	STAR2STAR COMMUNICATIONS	900037			391.40
905475	M	09/14/2016	S.T.R.S.	900009			4,160.61
905476	M	09/14/2016	NATIONAL CITY BANK	900027			3,640.44
905479	M	09/27/2016	S.T.R.S.	900009			4,160.61
905480	M	09/27/2016	NATIONAL CITY BANK	900027			3,812.91
905481	M	09/27/2016	L-P BOARD OF EDUCATION	900100			149,693.81
905482	M	09/27/2016	L-P BOARD OF EDUCATION	900100			6,833.50
905483	M	09/27/2016	L-P BOARD OF EDUCATION	900100			1,320.49
905484	M	09/27/2016	OHIO DEPT OF EDUCATION	900005			38,242.91
905485	M	09/27/2016	S.T.R.S.	900009			60,560.00
905486	M	09/27/2016	S.E.R.S.	900010			19,320.00
905487	M	09/27/2016	MEDICAL MUTUAL OF OHIO	900103			48,178.04
905488	M	09/27/2016	MEDICAL MUTUAL OF OHIO	900103			104,544.46
V VOIDED CHECKS			0	CHECK TOTALS	0.00		
R RECONCILED CHECKS			136	CHECK TOTALS	416,298.68		
W WARRANT CHECKS			216	CHECK TOTALS	471,193.38		
M MEMO CHECKS			18	CHECK TOTALS	492,178.42		
B REFUND CHECKS			3	CHECK TOTALS	117.00		
I INVESTMENT CHECKS			0	CHECK TOTALS	0.00		
T TRANSFER CHECKS			0	CHECK TOTALS	0.00		
D DISTRIBUTION CHECKS			0	CHECK TOTALS	0.00		
C PAYROLL CHECKS			0	CHECK TOTALS	0.00		
MISSING CHECKS			0				
** TOTAL CHECKS (LESS VOIDED)			237	** TOTAL NET	963,488.80		
*** TOTAL CHECKS WRITTEN			237	*** GRAND TOTALS	963,488.80		

Date: 10/04/2016
Time: 1:59 pm

LOUDONVILLE-PERRYVILLE EX VI
SORT BY CHECK NUMBER
CHECK DATES BETWEEN 09/01/2016 AND 09/30/2016
WARRANT, REFUND, MEMO CHECKS

Page: 1
(CHEKPY)

CHECK	TYPE	DATE	VENDOR	VENDOR	STATUS/DATE	BANK CODE	CHECK AMOUNT
085992	W	09/13/2016	MIDLAND COUNCIL OF GOVERNMENTS TRI-COUNTY COMPUTER SERVICES	001395	RECONCILED:09/29/2016		77,851.61
V VOIDED CHECKS			0	CHECK TOTALS		0.00	
R RECONCILED CHECKS			1	CHECK TOTALS		77,851.61	
W WARRANT CHECKS			1	CHECK TOTALS		77,851.61	
M MEMO CHECKS			0	CHECK TOTALS		0.00	
B REFUND CHECKS			0	CHECK TOTALS		0.00	
I INVESTMENT CHECKS			0	CHECK TOTALS		0.00	
T TRANSFER CHECKS			0	CHECK TOTALS		0.00	
D DISTRIBUTION CHECKS			0	CHECK TOTALS		0.00	
C PAYROLL CHECKS			0	CHECK TOTALS		0.00	
MISSING CHECKS			0				
** TOTAL CHECKS (LESS VOIDED)			1	** TOTAL NET		77,851.61	
*** TOTAL CHECKS WRITTEN			1	*** GRAND TOTALS		77,851.61	